



# Micro Focus Visual COBOL 4.0 for Eclipse

Release Notes

**Micro Focus**  
**The Lawn**  
**22-30 Old Bath Road**  
**Newbury, Berkshire RG14 1QN**  
**UK**  
<http://www.microfocus.com>

© Copyright 2017-2019 Micro Focus or one of its affiliates.

**MICRO FOCUS**, the Micro Focus logo and Visual COBOL are trademarks or registered trademarks of Micro Focus or one of its affiliates.

All other marks are the property of their respective owners.

2019-01-18

# Contents

<b>Micro Focus Visual COBOL 4.0 for Eclipse Release Notes</b>	<b>4</b>
<b>What's New</b>	<b>5</b>
<b>Significant Changes in Behavior or Usage</b>	<b>12</b>
<b>Known Issues</b>	<b>18</b>
<b>Resolved Issues</b>	<b>20</b>
<b>Other Issues Resolved in This Release</b>	<b>52</b>
<b>Unsupported Functionality</b>	<b>53</b>
<b>Installation</b>	<b>54</b>
Before Installing	54
Downloading the Product	54
On Windows	54
On UNIX	56
Basic Installation	60
On Windows	60
On UNIX	61
Advanced Installation Tasks	62
On Windows	63
On UNIX	64
After Installing	65
On Windows	65
On UNIX	66
<b>Licensing Information</b>	<b>69</b>
To buy and activate a full unlimited license	69
To start Micro Focus License Administration	69
Installing licenses	69
If you have a license file	69
If you have an authorization code	70
To obtain more licenses	71
<b>Updates and SupportLine</b>	<b>72</b>
Further Information and Product Support	72
Information We Need	72
Creating Debug Files	74
<b>Copyright and Disclaimer</b>	<b>75</b>

# Micro Focus Visual COBOL 4.0 for Eclipse Release Notes

These release notes contain information that might not appear in the Help. Read them in their entirety before you install the product.



**Note:**

- This document contains a number of links to external Web sites. Micro Focus cannot be responsible for the contents of the Web site or for the contents of any site to which it might link. Web sites by their nature can change very rapidly and although we try to keep our links up-to-date, we cannot guarantee that they will always work as expected.
- Check the *Product Documentation* section of the [Micro Focus SupportLine Web site](#) for any updates to the documentation which might have been uploaded.

## Upgrading from earlier Micro Focus products



**Note:** Windows-only.

Version 4.0 of your product is dependent on a later version of the Microsoft C run-time system than earlier Micro Focus products. This means that COBOL executables (.exe) built with an earlier version of your product might not be compatible with version 4.0 run-time products. If the behavior of your application changes with version 4.0, we strongly recommend that you relink the main executable with version 4.0. This will ensure that the COBOL run-time system fully handles any run-time error conditions that might occur.

A new executable that is fully compatible with version 4.0 can be produced without recompiling the application, as long as the original object code is available and it is relinked with version 4.0.

To allow your executables to benefit from the product's latest programming and performance enhancements, we recommend a full recompilation of your source code.

If you are using Eclipse, Visual COBOL 4.0 can automatically relink existing projects created with Visual COBOL 3.0 that have executable link artefacts. Eclipse displays a warning in the **Problems** view that the project requires relinking. It then offers a Quick Fix action for you to execute that will link your project with the most recent version of the Run-Time System.

# What's New

This release provides enhancements in the following areas:

- [Integration with Eclipse](#)
- [Application Server JCA Support for Enterprise Server](#)
- [Application Workflow Manager](#)
- [Build Tools for Windows](#)
- [Code Coverage](#)
- [Codeset support](#)
- [Compiler directives](#)
- [Data File Tools](#)
- [Database Connectors](#)
- [Debugging](#)
- [Docker](#)
- [Documentation on working with large applications](#)
- [Enterprise Server](#)
- [File Handler](#)
- [Managed COBOL](#)
- [Library routines](#)
- [Micro Focus Unit Test Framework](#)
- [OpenESQL](#)
- [Platform support](#)

## Integration with Eclipse

[Back to Top](#)

This release provides the following general enhancements:

- Support for Eclipse 4.7 Oxygen (64-bit) and 64-bit project templates - the 64-bit Eclipse 4.7 is now installed by default. Project templates are available for both 32-bit and 64-bit applications. You can set a default project template (either 32-bit or 64-bit) to use so that all future new projects will use that as the preference. On platforms only capable of building to 64-bit, the 64-bit templates are the default ones.

The 32-bit Eclipse is still supported on 64-bit Windows platforms, however you need to manually install it and a 32-bit Java.

Support for Eclipse 4.4 and 4.5 has been discontinued.

- Starting with release 4 Patch Update 4, you can plug Visual COBOL into Eclipse 4.8 (either 32-bit or 64-bit) installed on your machine. On Red Hat, this requires that you have Red Hat 7 or later.
- Support for SUSE 12 - only the 64-bit SUSE 12 platform is supported and you can only use the 64-bit Eclipse with 64-bit projects on it.
- (Native COBOL projects only) The **Project Settings** page in the project's properties now include a search option. This enables you to find files and build configurations that have settings different from the ones set at project level.
- **Remove File Directives** - a context menu command in the explorer view enables you to reset a file's directives.
- IVP diagnostic tool enhancements - it is now possible to run the server-side IVP diagnostic tool for diagnosing issues with a remote connection from within Eclipse installed at the client side. The IVP tool now also performs a check for whether XTERM is installed on the remote machine.
- IMTK service mappings are now automatically regenerated if you make a change to the interface fields in the underlying program.

The following enhancements are available for JVM COBOL projects and package handling:

- New wizards for creating ENUM, DELEGATE and VALUETYPE types.
- Additional code snippets for Method-Id and Property-Id.
- Showing and grouping packages in the COBOL Explorer view - use the **COBOL JVM Project Presentation** command from the **View** menu in the explorer to either display COBOL categories or packages.
- Refactoring by renaming the package name - available from the context menus in the COBOL Editor and in COBOL Explorer.
- Refactoring by moving source folders, packages or compilation units - available from the explorer context menu.
- Support for switching off the package name mapping using the **Each part of the package name corresponds to a subdirectory** option in the **Build Configuration** page.
- Support for packaging .class files in a .jar file when building COBOL JVM projects.
- **Open Type Hierarchy** and **Open Call Hierarchy** context menu commands - available in the COBOL editor, COBOL Explorer and in the outline views while seeing the packages presentation in the IDE.

The following editor improvements are available:

- A **Properties** context menu command - enables you to access a file's properties directly from the editor.
- A **Show In** context menu command - enables you to locate the file in the COBOL Explorer.
- **Edit > Convert Tabs to Spaces** command - enables you to convert any tabs in your COBOL source files to a specified number of spaces.

Automatic relinking of applications created with Visual COBOL 3.0:

- Visual COBOL 4.0 can automatically relink existing projects created with Visual COBOL 3.0 that have executable link artefacts. Eclipse displays a warning in the Problems view that the project requires relinking. It then offers a Quick Fix action for you to execute that will link your project with the most recent version of the run-time system.

## Application Server JCA Support for Enterprise Server

[Back to Top](#)

This release includes the following enhancements:

- COBOL Resource Adapters now support WebSphere 9.0 and WebLogic 12.2.1.
- Tomcat 7.0 support for servlet generation with J2SEBeans.
- NullSearch utility - for COBOL resource adapters, this new utility provides assistance in locating NULL fields in mappings passed to Enterprise Server. When a large number of arguments is provided in the parameters passed to Enterprise Server, it is difficult to locate NULL fields, which are not allowed. The NullSearch utility isolates NULL fields, so the Java application can be corrected.

## Application Workflow Manager

[Back to Top](#)

Improvements have been made in the following areas:

- Model editor - now includes:
  - A new **Edit** action. Enables you to edit any model component instead of working with the Properties view. The new action enables you to change the attribute values of several model components at a time.
  - An Outline and a Relationship Hierarchy view.
  - Improved backwards and forwards navigation in the model.
  - Automated sequence numbering in the model.
  - The context menu of the model editor has been restructured for more clarity.

- Context help.
- Tool creation has been improved. Dependent components are generated from the function package tool definition.
- Development of models:
  - Newly created empty models now contain all categories. The new models also validate without any errors or warnings.
  - A new AWM system type, “Custom System”, is available. This system type supports the model development process by facilitating the creation, change, load and reload of a model.
- New modelling features:
  - The “Return Property Value” tool in the function package now supports several additional use cases.
  - The “Transfer File” tool in the function package offers improved support for mass processing.
  - Support for properties with an application-wide scope.
  - A modelling capability to structure the local file cache for copybooks and include files downloaded by the background parser in the editor. Additional tools are provided to check the existence of or clear the file cache for copybooks and include files.
- The product help includes some tutorials showing how to create new models and extend the functionality of existing models. See the *Tutorials Guide*.
- A number of template models are now available and can be used as a base to develop your own models.

## Build Tools for Windows

[Back to Top](#)

This release includes Visual COBOL Build Tools for Windows, a separately-installable component of Visual COBOL that has been designed to be used in environments where you want to work with your COBOL projects but you don't want the overheads associated with the Eclipse IDE.

Build Tools provide a lightweight, easy-to-install development environment that is well-suited for use in Docker containers and continuous integration or continuous delivery systems.

## Code coverage

[Back to Top](#)

This release provides the following enhancements:

- Support has been added in Eclipse for code coverage for procedural copybooks.

## Codeset support

[Back to Top](#)

Support has been added to enable codeset mapping to additionally be configured to use IBM's Conversion Tables directly instead of the Micro Focus supplied tables. You need to download IBM's conversion tables from IBM's Web site. Then you can use the MFCODESET environment variable to convert between IBM's CCSIDs.

## Compiler directives

[Back to Top](#)

The following Compiler directives are new in this release:

- **DISPSIGN** - determines the display output of numeric fields with included signs, under an IBM mainframe dialect only.
- **GNTLITLINKSTD** - stops the suppression of call-convention 8 when both call-convention 2 and call-convention 8 are in effect for a `.gnt` file in an Intel x86 32-bit environment.

- **ILSMARTTRIM** - trims any trailing spaces from a string item returned by the get property associated with an alphanumeric item processed by ILSMARTLINKAGE.
- **MAINFRAME-FLOATING-POINT** - specifies the format of a program's floating point data items: either IBM hexadecimal format or IEEE format. This directive is supported in managed code only.

The following Compiler directives contain new parameters in this release:

- **CHECKDIV** - a new parameter 'ACOS' now emulates a divide by zero operation on an ACOS mainframe system: the quotient and the remainder are set to the value of the dividend.
- **OOCTRL** - a new parameter, **L**, specifies whether to include directory location comments in `.cls` and `.ins` inheritance files.
- **NUMPROC** - a new parameter 'ACOS' provides partial compatibility with the behavior of NEC ACOS COBOL processing of invalid data in USAGE DISPLAY data items and invalid sign information in USAGE COMP-3 data items.

## Data File Tools

[Back to Top](#)

It is now possible to export any filtered results. When filtering a data file, you can use the results to create a new data file - click **Search > Export Results** when a filter is applied to save the filtered records to a new file. You can:

- Save the filtered records to a new file.
- Save the records that match the specified filter (such as customer information or orders).
- Download a subset of the data from a remote file.
- Save a small portion of the data for testing purposes.

## Database Connectors

[Back to Top](#)

Database Connectors for Microsoft SQL Server

The following enhancements have been made to Database Connectors for Microsoft SQL Server:

- Database Connectors for MSSQL is now available on Linux/UNIX platforms where MSSQL server is supported; see the Microsoft SQL Server support web pages for an up-to-date list of specific supported platforms.

With Database Connectors for Microsoft SQL Server, you can connect to both an instance running on a Linux machine, or an instance running on a Windows machine. You can also use it to connect to an instance of SQL Server running on Linux from a Windows client. (Note that setting up SQL Server on a Linux machine is beyond the scope of our documentation.)

See *To install Database Connectors for Microsoft SQL Server* for more information.

- Database Connectors for MSSQL now supports connecting to a Microsoft SQL Server running a multi-subnet failover cluster. To use this feature requires changes to the connection string sent to the server, which is accomplished by using the following 4 new configuration variables:
  - **A\_MSSQL\_MULTI\_SUBNET\_FAILOVER** - set to TRUE to enable a connection that supports multisubnet failover support. If set to FALSE (the default) support is not enabled, and the other configuration variables have no effect.
  - **A\_MSSQL\_FAILOVER\_PARTNER** - the name of the failover partner used. Refer to your SQL Server documentation for valid values.
  - **A\_MSSQL\_FAILOVER\_PARTNER\_SPN** - the name of the failover partner SPN used. Refer to your SQL Server documentation for valid values.
  - **A\_MSSQL\_SERVER\_SPN** - the name of the Server SPN. Refer to your SQL Server documentation for valid values.



- Database Connectors for MSSQL now supports columns of type GUID for existing SQL tables. A new configuration variable, `A_MSSQL_IGNORE_GUID_COLUMNS`, determines the behavior when handling existing tables that contain a column of this type.



**Note:** Database Connectors for MSSQL cannot create a new column of this type.

#### Database Connectors for ODBC

- Database Connectors for ODBC is now available, allowing you to use ODBC connectivity to access supported databases from your COBOL programs. See *Database Connectors for ODBC* for more information.

### Debugging

[Back to Top](#)

This release includes the following enhancements:

The following enhancements have been made to reverse debugging and live recording:

- Reverse debugging and live recording have been enhanced significantly, and are now considered GA features. You can now debug using watchpoints and conditional breakpoints, and reset execution points. Debugging multi-threaded applications is now supported, and so are programs that contain OSVS performs and nested programs.
- A command line utility, `cobeslr`, has been introduced to enable you to configure live recording for particular services or application instances of an enterprise server region.
- You can now use the `CBL_DEBUG_START` and `CBL_DEBUG_STOP` library routines to start and stop a live recording session.

### Docker

[Back to Top](#)

This release provides support to enable you to run your COBOL applications in Docker containers, taking advantage of the many benefits offered by the Docker platform such as portability, performance, agility, isolation, and scalability.

### Documentation on working with large applications

[Back to Top](#)

The product help now includes a new section, *Working with a Large Code Base*, that includes recommendations and best practices for working with large applications inside the IDE. It includes tips on how to structure your projects, how to optimize the performance of the IDEs, and step-by-step workflow showing how to move an existing legacy application into Visual COBOL.

### Enterprise Server

[Back to Top](#)

The following enhancements have been made to Enterprise Server:

- Conversation filtering - the Enterprise Server Communications Process (MFCS) can now restrict access to listeners by client address. You can specify any permitted or forbidden addresses either by IP address, network mask, or domain name, and use wildcards. Filters can be applied to individual listeners, communications processes, or to entire regions. More specific filter rules override any general ones.
- The Enterprise Server Security Facility now starts throttling Verify requests when it receives more than 100 requests per second.

This can be used to limit the effectiveness of denial-of-service and brute force attacks. You can configure the value where throttling occurs. See *Verify Request Throttling* for more information.

- (Technology Preview only) Support for adding, deleting, and modifying XA resources in a live Enterprise Server region.

It is now possible to add, edit, or delete XA resources while an enterprise server instance is running. Any changes made come into effect after any in-flight transactions have completed. The ability to make these changes in a live environment comes under the control of the existing enterprise server permissions.

- XA-compliant Resources (XARs) - this release provides enhanced CTF tracing that allows more flexible reporting of warnings and errors on the RM switch module level.
- A new Communications Server resource class - enables you to control the access to the Enterprise Server Console Log and Communications Server Log when external security is in effect for an enterprise server region; see *Resource Classes for Communications Server* for more information.
- Improved catalog availability - there is now an improved resilience to temporary communication issues with the catalog and error reporting enabling a region to stay active if a region has multiple catalogs defined and one of the catalogs is not available.
- Enhanced SSL/TLS certificate support - for communications with TLS (formerly SSL), additional certificate and key file formats are supported. Servers may now be configured with both an RSA and an ECC key and certificate.
- Enhanced SSL/TLS cipher configuration - for communications with TLS (formerly SSL), the permitted cipher suites and their preferred order can now be configured. The minimum size of Diffie-Hellman groups for DH key exchange can also be configured. The defaults have been made more secure.
- The Historical Statistics Facility (HSF) now enables you to write user-defined data to the records produced within a `.CSV` file. Use the `ES_WRITE_CUSTOM_HSF` or `ESCSTHSF` library routines within your COBOL programs to define the custom data, and use the `ES_HSF_CFG` environment variable to configure up to five custom fields in the generated record.
- You can also use the `ES_HSF_CFG` environment variable to configure the number of CICSF, TSQ, and TDQ fields that are written to the record.

## File Handler

[Back to Top](#)

This release provides the following enhancements:

- The DFSORT and SYNCSORT emulations now support the NULLOFL parameter of the OUTFIL statement.
- The **ASCIISOSI** configuration option is now available. It adds the required SOSI characters to the relevant EBCDIC DBCS character strings in order for them to be displayed or written out correctly.

## Library routines

[Back to Top](#)

The following library routines contain new functionality:

- **CBL\_GET\_OS\_INFO** - this library routine can now detect if the program is running within a Docker container: `cblte-osi-rtscapabilities` parameter, bit 7.
- **CBL\_DEBUG\_START** and **CBL\_DEBUG\_STOP** - these library routines have been enhanced to start and stop a live recording session.

## Managed COBOL

[Back to Top](#)

Deploying JVM COBOL to an Application Server:

- Running JVM COBOL under WebSphere 9.0 and WebLogic 12.2.1 is now supported.

### **Micro Focus Unit Test Framework**

[Back to Top](#)

This release provides support for the following functionality:

- Generation of unit test stubs for selected entry points within your program.

### **OpenESQL**

[Back to Top](#)

This release provides the following new features:

- Support for SQL Server 2017.
- The SQL(TRANSACTION) compiler directive has been enhanced to clearly define transaction boundaries.
- A new SQL(NOWHERECURRENT) compiler directive that allows you to define updateable cursors that do not do positioned updates or deletes with PostgreSQL or MySQL.
- Larger communication area (PID) that accommodates longer plan and program names.
- SQL(OPTIMIZECURSORS) has been enhanced for consistent and better cursor performance across all OpenESQL backends.

### **Platform support**

[Back to Top](#)

Note the following changes in platform support for this release:

- Windows 8 and Windows Server 2012 are no longer supported for developing applications. They are still supported for deployment. Windows 8.1 and Windows Server 2012 R2 are supported.
- SUSE platforms - this release only supports SUSE Linux 12 SP2, 64-bit.

On this platform, you can only build COBOL programs to 64-bit executables. This applies when using Eclipse on SUSE or with remote projects when Visual COBOL Development Hub is installed on SUSE.

# Significant Changes in Behavior or Usage

This section describes significant changes in behavior or usage. These changes could potentially affect the behavior of existing applications or impact the way the tools are used.

Where present, the numbers that follow each issue are the Support Incident Numbers followed by the Reported Problem Incident (RPI) number (in parentheses).

- [Application Workflow Modeller](#)
- [Code Coverage](#)
- [Codeset Support](#)
- [Common Communications Interface](#)
- [Communications Server](#)
- [Compiler](#)
- [Data Tools](#)
- [Documentation](#)
- [Enterprise Server](#)
- [Enterprise Server Auditing](#)
- [Executables require relinking](#)
- [File Handling](#)
- [IDE](#)
- [Interface Mapping Toolkit](#)
- [MF Server Administrator \(GUI\)](#)
- [Micro Focus Directory Server](#)
- [Run-Time System](#)

## Application Workflow Modeller

[Back to the list](#)

- Source or listing files are now opened in read-only mode when a browse action is executed in the ChangeMan attachment model.  
3138354 (1112546)
- A new function package, Micro Focus Background Parser, enables you to define the SYSLIB or PROCLIB concatenation in which to search for COBOL copybooks, PL/I or JCL include files on the mainframe or on network drives. The package also enables you to define any identifiers which determine the structure of the local cache for COBOL copybooks, PL/I or JCL include files.  
3132249 (1111922)
- The Endeavor attachment application now validates the input of a CCID or a comment. They must not be blank.
- Added the new "Modeled Edit Sessions Only" AWM model attribute to control whether modeled editor actions should be available in non-modeled edit sessions.

## Code Coverage

[Back to the list](#)

- Schema changes that affect the test coverage results generated from the `tcutil` utility mean that if you propagate the results to a third-party application (for example, an XSLT processor), and rely on the `<copyFileCoverage>` element, you need to alter your transformations to focus on `<sourceFileCoverage>` instead. The element was renamed to more appropriately reflect its contents, as `tcutil` now gives global coverage for all source files (not just copybooks).

## Codeset Support

[Back to the list](#)

- Code-set mappings between ASCII and EBCDIC have been updated when Simplified Chinese is the language in effect. ASCII table 5210 now maps to EBCDIC CCSID 836 for SBCS conversions. This replaces the previously conversion (where ASCII table 1042 was used), which would convert the “\” character to “\$”.

3124321 (1111464)

- New single-byte character set tables for MFICODESET have been added in order to improve support for DB2 LUW - both for off-mainframe databases and for access to z/OS DB2. A number of existing MFICODESET mappings have also been updated. See 'Supported Country Codes' for a full listing of ASCII/ANSI <-> EBCDIC mappings.

3111843 (1109984)

## Common Communications Interface

[Back to the list](#)

- You can now configure the Micro Focus Directory Server and enterprise server region's listeners to only use the server's configured SSL and TLS protocols and define a priority ordered cipher suite collection. This forces connecting clients to use the server's preferred ordered list of cipher suites when using the specified protocols.

2866265 (1105526)

- In some circumstances it was possible for a connection to incorrectly accept the identity of an SSL/TLS peer and allow a connection to complete when the connection should have been denied. This occurred due to a failure to check the peer's entire identity certificate chain. This has now been fixed. NOTE: You might need to correct your system's configured certificate chains that fail verification checks at secure connection creation time.
- In some circumstances it was possible to crash the CCITCP module when it was attempting to obtain detailed error information about a closed connection. This has been fixed.

## Communications Server

[Back to the list](#)

- TN3270 conversations to Enterprise Server now correctly handle the receive (idle) timeout setting configured for the listener. There are also two new settings for configuring TN3270 timeouts, "Printers time out" and "Output resets timeout". See the online product documentation for more information.

3144133 (1113024)

- Web access to the Enterprise Server Console Log and Communications Server Log is now restricted when the region is secured using external security. Users will be required to provide a valid username and password in order to view either log file. Web access to the logs can be controlled using the standard ACL definitions under the new "Communications Server" Resource Class, with resources "Enterprise Server Console Log" and "Communications Server Log". If these resources exist, users require read access to be allowed to view the logs. If they do not exist, the default behavior is to allow read access. The new resource class and resource definitions can be found in the "es\_default\_ldap(\_msuser/\_unix).ldf" file in the bin or etc sub-directory of your product install directory.

3113539 (1110155)

- MFCS listeners can now be SSL-enabled without the need to have DemoCA installed.

2868627 (1105777)

- MFCS no longer initializes the Security Facility if there are no External Security Managers defined for the region.

## Compiler

[Back to the list](#)

- Programs containing EVALUATE statements of the form: EVALUATE true | false WHEN conditional-expression where conditional-expression included inline method invokes would give an RTS 114 error when run as .int code, and an "Illegal .int code" error when generated. This has been fixed. Also, short circuit evaluation is now correctly observed, such that when evaluating condition-1 AND condition-2, if condition-2 contains an inline method invoke and condition-1 is false, then the inline method invoke is not executed. Previously, despite being correctly evaluated, the inline method invoke in condition-2 was being executed. Similar behavior relating to OR evaluations has also been corrected.

3138510 (1112492)

- During compilation, characters within literals that are unknown in the current locale are now less likely to cause spurious errors. However, the correct (and safest) solution is to ensure that the locale has been set correctly, to match the source encoding of these characters. On UNIX, this means setting LANG, LC\_CTYPE, or LC\_ALL appropriately; each of these variables takes precedence over the former. On Windows, this means setting the system locale in the 'Region and Language' section of Control Panel.

3123935 (1111148)

- The Compiler now produces an E level message - COBCH1888 Typedef is defined differently in another external program - if different external programs have conflicting definitions of the same typedef name. (To restore the previous behavior, where the earlier definition was ignored, use the directive HIDEMESSAGE"1888".)
- An issue with the Compiler has been fixed so that in the RECORD VARYING clause, if the minimum and maximum lengths are specified, the maximum length must be greater than the minimum length.

## Data Tools

[Back to the list](#)

- Records with an invalid value for a conditional field will no longer result in a match for that conditional layout.

2853226 (1103406)

## Documentation

[Back to the list](#)

- You can use 'byte' or 'BYTE' as a synonym for the binary-char unsigned data type. As a result, 'byte' and 'BYTE' are now reserved words in Managed COBOL. Use the REMOVE"BYTE" Compiler directive to prevent an error being produced for existing programs that use the reserved word as a user-defined word.

3147576 (1113323)

- As of version 3.0, references to types within an assembly other than mscorlib need to be explicitly referenced. You can achieve this by using the ILREF Compiler directive. (Previously, in certain circumstances, the Compiler would allow access to types within the System.dll assembly without the need for an ILREF"System" directive.

3121002 (1111373)

## Enterprise Server

[Back to the list](#)

- The External Security Facility (ESF) can now be configured to throttle large volumes of incoming Verify (user authentication / signon) requests to improve resilience to denial-of-service and brute force attacks. See "Verify Request Throttling" for more information.

3113639 (1110160)

- The LDIF files used to create the sample configuration for Enterprise Server LDAP-based security no longer create an empty "PHYSFILE" resource class. Changes in the JCL engine as of ES 3.0 caused most jobs to fail when submitted to a security-enabled region using such a configuration. See the product help for more information.
- The MLDAP ESM Module, part of the Enterprise Server External Security Facility, now supports the Argon2 hash algorithm for creating password verifiers. See MLDAP ESM Module Custom Configuration Information in the product help for more information. NOTE: The Argon2 hash is optional and not enabled by default.
- The MQ pages in ESMAC are now controlled by a new security resource, MQL. This enables you to either restrict or grant users access. 'MQL\*' is a new resource that needs to be added under MFESMAC similar to existing resources such as 'PCT\*' or 'XAT\*'. The following is a sample export of the LDAP repository:

```
*****
# Sample security definitions for ESMAC MQ Listeners/Writers pages

#####
##### MQL*          ##
#####
dn: CN=MQL*,CN=MFESMAC,CN=Enterprise Server Resources,CN=Micro
Focus,CN=Program Data,DC=X
changetype: add
cn: MQL*
objectClass: microfocus-MFDS-Resource
microfocus-MFDS-Resource-Class: MFESMAC
microfocus-MFDS-Resource-ACE: allow:SYSADM group:alter
microfocus-MFDS-Resource-ACE: deny:*:execute
microfocus-MFDS-UID: mfuid
#description: Allow full access any ESMAC MQ Listeners/Writers Screen

*****
```

3143258 (1112990)

- You can now use the `ECIResponse.getReturnCode()` method to obtain the return code for any errors from Enterprise Server.

3142092 (1113248)

- Communication with the console daemon has been improved. Messages are displayed more quickly and requests are being processed more efficiently and, as a result, times for initialization and shutdown might be reduced.

3136867 (1112483)

- Administrators can now add, delete or modify XA resources in the Enterprise Server Administration Web UI while a region is running.

2589624 (1085625)

- In UNIX environments, DB2 and ODBC switch modules can now be enabled together in the same region if the DB2 switch is built with the "-o" option.

3137455 (1112398)

## Enterprise Server Auditing

[Back to the list](#)

- The `maxRetryTime` value in the audit configuration file now treats 0 as a no timeout time, and any negative number as an infinite timeout.

3150566 (1113592)

- Any extra information that was added to the syslog messages will now correctly appear in the structured data items.

## Executables require relinking or recompiling



**Note:** Windows-only.

- Due to an internal change in version 4.0 of your product, you must at least relink any executable programs compiled prior to this version, to make them compatible with the latest run-time system. However, a full recompilation of your source code is the recommended action, to allow your executables to benefit from the product's latest programming and performance enhancements.

Relinking an executable without recompiling means using the original object code with the `cbllink` utility. Original object code is typically the binary file output (usually containing the `.obj` extension) produced during the original compilation process. An application can contain one or more binary files.

## File Handling

[Back to the list](#)

- In some cases the ESF LDAP Security Administration Web Interface inadvertently removed users from groups when changing their password. This has been fixed.  
3124294 (1111259)
- The ESF LDAP Security Administration Web Interface can now filter by Class and Resource name, description, and ACL. Previously, you could only filter on Class name.  
2871549 (1106119)
- Setting the configuration option `ASCIISOSI=ON` will add the required SOSI characters to the relevant EBCDIC DBCS character strings, in order for them to be displayed or written out correctly.  
3113802 (1110183)
- The OPEN mode of SYSOUT files now honors the DISP specified in the JCL.  
3109432 (1109745)
- OPEN I-O of a virgin ESDS file now correctly returns a file status of 35, as it does on the mainframe.  
2887724 (1108443)

## IDE

[Back to the list](#)

- New functionality to support the debugging of CICS channels and containers has been added to this release.  
2810448 (1098047)

## Interface Mapping Toolkit

[Back to the list](#)

- Refresh Resources functionality has been added to regenerate existing service interfaces for COBOL programs whose linkage section has been updated after the service interface was initially created.  
2849403 (1103036)
- Due to changes made to the **Configure Runtime Environment** dialog box in this release, after you upgrade your system, you must reenter all previously set values on this dialog box before running a service.

## MF Server Administrator (GUI)

[Back to the list](#)

- The total number of active sessions or clients in MFDS is now limited to 2000.



## Micro Focus Directory Server

[Back to the list](#)

- The mfdx -g options D, O, and S have been added to the product Help.  
2848627 (1102864)
- On UNIX, specifying an invalid user ID in the MFDS "General" options value for "Default process user ID" no longer causes the child process (such as a region start or stop request launched from the Web interface) to fail. The user ID under which the MFDS process was started will be used instead.
- MFDS now disables and limits the scope of Web listeners on add. It also emits a warning if any insecure Web listeners are displayed in the validate and listener tables.

## Run-Time System

[Back to the list](#)

- The run-time system now produces a more precise error message if a shared object of the wrong bitism is loaded.
- scan64 is no longer available. This has been superseded by the COBOL Analysis functionality in the IDE.

# Known Issues

Refer to the *Known Issues and Restrictions* topic in the *Product Information* section of your product Help.

In addition, note the following:

- [Commuter licenses](#)
- [Debugging](#)
- [Eclipse](#)
- [Enterprise Server](#)
- [imtkmake](#)
- [Installation](#)
- [OpenSSL](#)

## Commuter licenses

If there are a number of entries displayed in the License Administration tool, these might be either for different products or for the same product but for different serial numbers, for example.

When a commute request is made using the license manager, that request is serviced from a pool of licenses that could be provided by any number of Micro Focus product licenses stored on that server. The commute request cannot target a particular RMS license by product name, serial number, or number of cores.

The products to which you apply the commuter licenses will be licensed correctly but the number of licenses left in the License Administration tool might appear to be less than expected. This issue is more likely to occur with multiple entries for the same product.

If you are using a number of different products, Micro Focus recommends that you use a different licensing server for each product in order to help minimize the issue.

## Debugging

- `core_on_error=3` does not work correctly on AIX 7.2.

## Eclipse

On Windows, you might experience some an issue with starting Eclipse where Java Tooling fails to initialize. These are a result of a known issue with JNA and installing certain Windows updates. To work around this issue, you need to:

1. Locate the `eclipse.ini` file in the Enterprise Developer installation folder for Eclipse - `C:\Users\Public\Micro Focus\Visual COBOL\eclipse`, by default.
2. Add the following line at the end of the file:

```
-Djna.library.path=C:/Windows/System32/
```

## Enterprise Server

- On Windows 10, if you are using Microsoft's EDGE browser to access the Enterprise Server Administration GUI, issues with EDGE can cause the automatic refresh feature to display a dialog asking whether you want to resubmit a form. To work around this issue, cancel the resubmit request and then refresh the server list page or the Home page of Enterprise Server Administration. You can also turn off the automatic refresh by setting the **Auto-refresh interval** setting on the Home page of Enterprise Server Administration to 0.

## **imtkmake**

- On AIX v7.2, you must install IBM's patch APAR IJ04075 in order for imtkmake -genclient to work correctly. See [http://www.microfocus.com/docs/links.asp?vc=IBM\\_APAR\\_IJ04075](http://www.microfocus.com/docs/links.asp?vc=IBM_APAR_IJ04075) for details about how to install the patch.

## **Installation**

- Installing this product fails if Micro Focus License Manager version 10000.2.02070 (April 2015) or older is already installed on your machine. The setup files does not upgrade the License Manager automatically to the latest version. You must uninstall the existing version before you start the installation.

## **OpenSSL**

The version of OpenSSL included in Visual COBOL and Visual COBOL 4.0 is intolerant of expired X.509 certificates in the CA Root Certificate collection in some circumstances. Specifically, if you configure a PEM file that contains multiple certificates as the collection of trusted CA certificates, and one or more of the certificates in that file have expired, OpenSSL might not be able to load and use other certificates in the file which are still valid. This can cause certificate validation errors and connection failures for SSL and TLS connections.

To work around this, you need to remove any expired certificates from such collections. If necessary, replaced them with any valid certificates that have the same Distinguished Name and Modulus (key). This is a known issue with OpenSSL. Micro Focus is investigating for other possible workarounds.

# Resolved Issues

The numbers that follow each issue are the Support Incident Numbers followed by the Reported Problem Incident (RPI) number (in parentheses).

- [Adis](#)
- [Application Workflow Modeller](#)
- [COBSQL](#)
- [Code Coverage](#)
- [Codeset Support](#)
- [Common Communications Interface](#)
- [Compiler](#)
- [Data Tools](#)
- [Database Connectors](#)
- [DB2](#)
- [Debugging](#)
- [Documentation](#)
- [EJB Generation](#)
- [Enterprise Server](#)
- [File Handling](#)
- [IDE](#)
- [Interface Mapping Toolkit](#)
- [J2EE Connector](#)
- [Java Support for COBOL](#)
- [MF Common Client](#)
- [Micro Focus Directory Server](#)
- [Micro Focus Cryptographic Library](#)
- [OLE Class Library](#)
- [OO Base Class Library](#)
- [Run-Time System](#)
- [Setup Issues](#)
- [SQL: HCO for SQL Server](#)
- [SQL: MBDT Utilities](#)
- [SQL: OpenESQL](#)
- [XML Support](#)
- [z/Server](#)

## Adis

[Back to the list](#)

- When running under DIALECT"RM", a DISPLAY statement using the WINDOW-CREATE clause will create a window. Its position can be relative to the parent window or the screen. The position specified will be the upper-left position of the first character in the window. If the window has a border specified, the border will not change the location of the first character on the window.

3143230 (1112975)

- By default, the ZERO-FILL SCREEN SECTION clause only affects alphanumeric items when the data is modified in an ACCEPT statement. For compatibility with ACUCOBOL-GT, Adis includes a new selection (#3) to the option '16 Force Field to be updated if it is not altered'; it reads: 3: Alphanumeric fields with the ZERO-FILL clause are updated even if the field is not altered.

- 3137641 (1112412)
- JUST (and RIGHT-JUSTIFY) now works when specified in the data item for a CONTROL clause.
- 3137065 (1112350)
- Internal limits that would cause a 'COBCH1990-S Internal error - Code generation of SCREEN SECTION exceeded 65535 bytes for large SCREEN SECTION' message have been removed.
- 3130462 (1112572)
- Box line characters no longer disappear when using DISPLAY WINDOW BOXED and the background contains DBCS characters.
- 3125337 (1111261)
- The window1 preprocessor now correctly handles underscores specified as part of a data item.
- 3123437 (1111084)
- When using the Window1 preprocessor to support DISPLAY WINDOW ACUCOBOL-GT syntax, Keisen and reverse-video attributes are now supported. Note: Due to the way that the attribute system works on a Japanese OS, to make space for Keisen attributes, background-color attributes are not supported.
- 3123217 (1111064)
- To emulate RM/COBOL behavior, an additional action affecting the left- and right-cursor keys within a field has been added to ADISCTRL. Setting 25 contains a new action (value #3) that emulates the behavior of generating an exception when trying to move beyond the left- or right-hand edge of an entry field. However, unlike RM/COBOL, where you can control the exception generation of the left and right cursor keys individually and specify the exception values generated, this action affects both keys, and the values generated are fixed. They are 3 for the left arrow key, and 4 for right arrow key.
- 3115797 (1110548)
- The PROMPT identifier in a SCREEN SECTION now works as expected.
- 3115743 (1110380)

## Application Workflow Modeller

[Back to the list](#)

- Switching to the Team Developer perspective shortly after starting Eclipse no longer causes the workbench to freeze.
- 3142841 (1112929)
- AWM elements with disabled "Get Children" action did not have a "Refresh" action. This is now fixed.
- 3141093 (1112753)
- Improved background parser performance in AWM edit sessions with local/network SYSLIB/PROCLIB paths only.
- 3132682 (1111976)
- Modeled AWM dialogs containing tables enabled multi-selections despite the UI\_MultiSelection attribute being set to false. This has been fixed.
- 3130384 (1111742)
- Performance has been improved when using local or network paths in SYSLIB for downloading include files or copybooks.
- 3128741 (1111573)
- If a COBOL copybook or PL/I include file is opened from the breadcrumbs view of a program which was edited from the Application Explorer or Table Results view, it is now opened in read-only mode.
- 3126540 (1111789)
- If a Get All Properties action in an AWM model is set to execute before opening the context menu, then the Get All Properties action is now executed before the visible condition of other actions are evaluated.
- 3123463 (1111136)

- On occasion the properties view failed to refresh. This has now been fixed.  
3114864 (1110298)
- Finished mainframe Jobs submitted by AWM tools now display a popup notification message at the bottom right corner instead of a dialog box. It contains links to jump to the finished job (Jobs view) or execute its "Job After Action". Its display time can be configured via the MVS function package in AWM models.  
3113130 (1110146)
- The AWM tool "Execute ISPF Edit Macro" provided in the ISPF function package now supports local edit scenarios in addition to the current remote edit scenario.  
3110798 (1110049)
- The new complex attribute "Table Row Selection" has been added to the AWM function package tool "Open Modeled Dialog". This attribute enables you to define conditions under which table entries are pre-selected in a table contained in a dialog box.  
3108314 (1109771)
- A new string attribute "Custom Error Message" has been added to the model object "Action Descriptor". If an exception occurs during execution of the action and this attribute is set, its value will be displayed in an error dialog.  
3108004 (1111100)
- The "Get All Properties" attribute of an element type has been replaced with a relationship from an element type with a Get\_All\_Properties action which enables more flexibility when specifying the Get\_All\_Properties action. For example, you can specify at which point in time the Get\_All\_Properties action is executed and how often it is executed for. You can also set enabling conditions for the Get\_All\_Properties action so that the action is only executed under specific conditions.  
3106896 (1109482)
- The new attribute "Cache Elements" application option has been added. It specifies whether AWM elements, elements lists, and column configurations for element lists are cached during application runtime or not. The default value is true.  
3106893 (1109481)
- It was not possible to define modeled AWM action labels containing slash characters, since they were used to define sub-menus. You can now use two forward slash characters (//).
- It was not possible to use AWM file descriptor names as mass processing input parameters for modeled ISPF function package tools. This is now fixed.
- AWM edit macros failed if temporary work files were missing on the mainframe. This has now been fixed.
- Property references are now resolved in AWM validate messages.
- A new tool, "Check File Existence", has been added to the "OS - Operating System" function package. The tool checks if a given file exists in the local OS file system.
- Previously, the Save action was executed twice when an IDz mainframe connection was used during a remote edit.  
3143538 (1112982)
- Double-clicking a partitioned data set in the MVS Explorer now expands it in the Remote Systems view, or shows its members in the Remote System Details view.  
3140345 (1112689)
- The PL/I include file editor could display incorrect error annotations if a PL/I program containing errors was opened using the Team Developer view. This has been fixed.  
3128339 (1111521)
- The Get All Properties action "Refresh" of an AWM model is no longer displayed in the context menu if the execution point is set to "Before context menu" and the execution rate is set to "Always".  
3123339 (1111099)

- An issue was encountered when a local and remote path were specified in the PROCLIB attribute in an AWM model. This has been fixed.  
3120804 (1110874)
- PL/I includes are now respected in AWM remote edit scenarios whether they are stored with or without a file extension in the local cache.  
3120778 (1110873)
- When the calendar widget is opened from a modeled AWM dialog that contains a date field, it now displays the entered date by default, instead of the current date.  
3139530 (1112659)
- The description attribute of the AWM function package tool "Open Modeled Dialog" supports multiline input.  
3133829 (1112083)
- The AWM model conditions "Equals" and "Equals Not" could return unexpected results when referenced property values were undefined. This has been fixed.  
3129580 (1111672)
- The AWM action descriptor attribute "Refresh List" did not always refresh element lists in the Table Results view. This is now fixed.  
3129398 (1111649)
- AWM models now validate if a key sequence has been defined more than once for the same key binding context.  
3129063 (1111599)
- Properties that have been hidden in the parent elements stay invisible in the child elements.  
3129056 (1111627)
- Properties can be defined as application properties. Application properties are accessible within the execution context of an AWM application.  
3123040 (1111057)
- Variable references are now resolved in labels of actions within AWM models.  
3122030 (1110994)
- The z/Explorer login dialog box has been improved. Mandatory fields are now clearly marked.  
3135347 (1112262)
- A "TSCOR0149" exception occurred when an existing workspace is used on a different operating system. This is now fixed.  
3126560 (1111553)
- Browsing the same job twice from the JES Explorer no longer results in an exception.  
3121818 (1110948)

## COBSQL

### [Back to the list](#)

- A problem that caused COBSQL to mishandle EBCDIC conversion when the program was called more than once has been fixed.  
3145943 (1113226)
- A problem that caused incorrect indentations in generated code when using the KEEPCOMP directive has been fixed.  
3144736 (1113124)
- A problem with COBSQL handling of spaces between the colon and the host variable name has been fixed.

- 3144632 (1113283)
  - A problem with COBSQL incorrectly handling the AMODE directive has been fixed.
- 3144632 (1113257)
  - COBSQL now correctly handles host variables with the same name that are defined in different groups.
- 3139017 (1112553)
  - KEEPCOMP will now check SQLCODE for FETCH statements before performing a byte order swap on COMP data items.
- 3138321 (1112476)
  - A problem with COBSQL correctly handling replaced lines greater than 72 characters in length has been fixed.
- 3127369 (1111465)
  - COBSQL failed to recognize declared host variables that were identified using a two-part name. This has been fixed.
- 3127102 (1111417)
  - A problem that caused the COBSQL preprocessor to incorrectly handle the WORKING-STORAGE SECTION statement has been fixed.
- 3124957 (1111232)
  - An occasional problem with COBSQL reinitialization that caused the second background parse to fail has been fixed.
- 3124170 (1111154)
  - The COBSQL preprocessor was not handling COPY... REPLACING... statements correctly, causing the Debugger to display incorrect information. This has been fixed.
- 3123903 (1111140)
  - A problem that caused COBSQL to fail to parse the PROCEDURE DIVISION statement correctly when part of the statement was in a copybook has been fixed.
- 3122593 (1111019)
  - A problem that caused the COBSQL preprocessor to fail to generate HSF trace data When either the EBCDIC or KEEPCOMP option was specified has been fixed.
- 3120860 (1110883)
  - A problem that prevented COBSQL from processing more than 150 lines of similar source code in a single source file has been fixed.
- 3112520 (1110134)
  - A problem that caused the COBSQL preprocessor to incorrectly process child items when either the KEEPCOMP or EBCDIC options were specified has been fixed.
- 3110932 (1110772)
  - A problem that prevented the COBSQL preprocessor to correctly process data groups when the KEEPCOMP directive was specified has been fixed.
- 3110932 (1110575)
  - A problem that caused COBSQL to fail to recognize all data items correctly when the host variable was a group item has been fixed.
- 3110932 (1110650)
  - A problem that prevented COBSQL from correctly recognizing the parents of some data items when the KEEPCOMP directive was specified has been fixed.
- 3110932 (1110495)

## Code Coverage

[Back to the list](#)



- Correct results are now displayed when you generate a report on a program that is part of a shared object.

3108051 (1109995)

- TCUtil will now run correctly without KSH installed.

## Codeset Support

[Back to the list](#)

- The current Shift-JIS EBCDIC to ASCII support under MFICODESET=81,930,939, and 9122 is based on the Japanese International Standard (JIS) X 0208 1978 revision. New conversion tables have been added based on the JIS X 0208 1990 revision - the tables have been taken from IBM's Conversion Tables CCSID 300 - 941. To use these new conversions instead of the default ones, set MFICODESET\_DBCS=941.

3143604 (1112980)

## Common Communications Interface

[Back to the list](#)

- An intermittent failure to establish a TCP connection with various components (including CCITCP, COBOL service deployment, and JCL job submission) was caused by the EADDRINUSE error. This has been fixed.

3123202 (1111222)

## Compiler

[Back to the list](#)

- The 'cobol' command line tool now produces the correct type of output when a 'dll' file is specified using lowercase; for example: cobol b.cbl,b.dll; Previously, specifying 'DLL' worked as expected, but 'dll' produced an executable file.

3147888 (1113355)

- An error when adding a literal or unsigned-display-item to an unsigned-display-item, where the receiving item contains SPACES or LOW-VALUES, and the SIGN-FIXUP directive is in effect, has been fixed.

3133590 (1112121)

- For .gnt compiled file types on Intel x86 32-bit only, when call-convention 2 (called program clears stack - also known as Windows stdcall) and call-convention 8 (litlink) are both in effect, call-convention 8 is suppressed. This behavior can be turned off by setting the GNTLITLINKSTD directive. This directive has no effect on other platforms.

3132861 (1111990)

- A bug moving a numeric literal to a national alphanumeric variable has been fixed.

3130652 (1111946)

- On AIX platforms, a fatal error at generate time for the INITIALIZE statement has been fixed.

3122819 (1111093)

- A fatal error at generate time has been fixed.

3122718 (1111075)

- A bug whilst stepping through the EVALUATE statement in the debugger has been fixed.
- (390 generated code only) An issue that occurred when variable length items used in an IF statement followed by a MOVE statement has been fixed.
- On Linux 390, a program that contains nested programs and is compiled with the OPT Compiler directive could fail when run with a Run-Time System error 115, "Unexpected signal".

- An issue where compiling some large programs to 64-bit generated code on Windows led to an EXCEPTION\_STACK\_OVERFLOW has been fixed.
- In 64-bit generated code, a call of the form: call "prog" using by value -1 would not sign-extend the by value parameter correctly. Thus, if the receiving program was of the form: linkage section. 01 p0 pic s9(18) comp-5. procedure division using by value p0. then p0 would receive an incorrect value.
- The presence of a hyphen character in a copybook name is no longer flagged under a mainframe dialect if located in the portion truncated by the TRUNCCOPY directive.  
3150945 (1113635)
- Certain ACUCOBOL-GT format ACCEPT statements, such as ACCEPT ... FROM SYSTEM-INFO and ACCEPT ... FROM INPUT STATUS, no longer cause unexpected run-time errors. (They continue to be flagged as unsupported, and now have no run-time effect.)  
3145581 (1113165)
- In the IDE, when switching between different programs that use the CONSTANT Compiler directive, background parses now complete cleanly, as expected, and do not crash.  
3144957 (1113156)
- OO inheritance involving data with non-ASCII characters now compiles and executes as expected.  
3143962 (1113013)
- An OPEN EXTEND statement referencing a sequential file with a LINAGE clause no longer produces a spurious warning message.  
3141789 (1112810)
- Integer-1 for the LINE clause or the COLUMN clause (of the SCREEN section) must be an unsigned integer, greater than zero and less than 256. However, this value is also restricted by the physical limits of the screen. If you enter a value greater than 256, you receive a COBCH0027 error.  
3140501 (1112691)
- An INITIALIZE statement whose target is subscripted and contains one or more object references now produces correct object code.  
3138563 (1112509)
- An ILREF directive that contains non-ascii characters is now processed as expected.  
3137227 (1112362)
- When the run-time system detects that external files have inconsistent declarations, it now reports the internal file-name of the file in question, and where possible, reports the inconsistency.  
3133860 (1112467)
- Compiler output associated with the XREF option now shows correctly for NATIONAL types.  
3131449 (1111836)
- A COPY REPLACING statement that has parenthesis in the replacement text, and is compiled with the COBSQL preprocessor with CP enabled, now compiles as expected.  
3131355 (1111897)
- A bug has been fixed in programs that contain both XML PARSE and XML GENERATE statements, and the last such statement is XML GENERATE.  
3130455 (1111752)
- Passing an intrinsic function as a parameter in a standard INVOKE statement, where the target method interface defines the parameter as BY REFERENCE, now compiles and executes correctly, as long as the INVOKE correctly specifies 'BY CONTENT' and is compiled with the REPOSITORY"CHECKING ON" Compiler option.  
3129593 (1111645)
- Support has been added for a new directive DISPSIGN, which emulates the IBM mainframe option of the same name. It controls the display output of included signs for numeric items, and only affects output when an IBM mainframe dialect has been specified.

- 3127646 (1111445)
  - Implicitly declared assign names in a program compiled with the REENTRANT"2" directive are now processed as expected.
- 3126919 (1111383)
  - The COBOL Copy View now correctly shows copy contents for remote projects that use the CP preprocessor and a mainframe dialect.
- 3125362 (1111326)
  - The FDCLEAR directive now works as expected for a WRITE statement with an INVALID KEY clause that contains statements referencing other files.
- 3124343 (1111171)
  - The 'window1' preprocessor now respects the setting of the MFCOMMENT directive.
- 3123999 (1111149)
  - A tooltip query of an item defined in a method and whose parent shares a name with another unrelated item in a different method now works as expected.
- 3123598 (1111113)
  - An INITIALIZE statement with FASTINIT enabled (which is the default) should not affect table contents if no portion of the table is explicitly assigned a value by the statement (strictly speaking the content is documented as undefined).
- 3123417 (1111098)
  - A program compiled with FOLDCALLNAME"LOWER", which contains a CALL to a nested program, now executes as expected.
- 3123260 (1111085)
  - A DISPLAY of a signed usage display numeric field that contains non-numeric data now better emulates mainframe behaviour when under a mainframe dialect.
- 3121234 (1111025)
  - A national data item with an associated 88 level that uses the THRU phrase and references alphanumeric literals (rather than national literals), is now processed as expected, for better mainframe emulation (that is, the literals are treated implicitly as national literals).
- 3119944 (1110838)
  - A program with an EXEC CICS statement that references the address of a linkage item no longer receives a spurious warning message about the item not having addressability.
- 3119004 (1110648)
  - A 'Determine Directives' request for an Eclipse remote project now functions as expected, and does not crash.
- 3119003 (1111177)
  - Inherited object storage from the OO class library now gives correct results.
- 3117353 (1110502)
  - The 'headers' preprocessor now functions as expected during a background parse.
- 3115971 (1110871)
  - Under the Enterprise COBOL dialect, the limit for the size of a record in a sort file description has been increased to 32767; this is to reflect the limit on the mainframe.
- 3115808 (1110443)
  - The SSRANGE Compiler directive no longer causes an erroneous out-of-bounds error for a reference-modified variable length group specified as a target item and where the occurs depending on field is located within the group.
- 3113495 (1110154)
  - When using Quick Browse, the various counts around comment lines no longer grows between background parses.

3112271 (1110046)

- A non-ANSI abbreviated condition that compiled in older products now similarly compiles and executes (for backward compatibility) in this product.

3109284 (1109737)

- Using the PROFILE directive with a nested program no longer causes a Compiler error.

3108308 (1109633)

- Compiling a program containing ENTRY statements with an SQL ECM no longer produces a spurious warning about code being unreachable.

2991017 (1108767)

- The MOVE-LEN-CHECK directive now verifies MOVE statements with reference modified operands that have literal lengths.

2988987 (1110162)

- Compilation using the CP preprocessor, where one or more source files are located on the mainframe, now works as expected.

2886117 (1109429)

- A DISPLAY of a large amount of data in a program compiled with the OUTDD directive now produces a SYSOUT file with all data included without truncation.

2885153 (1108021)

- A DISPLAY statement with a very large number of operands now compiles as expected.

2882748 (1107771)

- The correct source location is now reported for the FLAGSTD format error message associated with code being in the wrong area of source.

2880234 (1107348)

- A SCREEN section declaration with FOREGROUND-COLOUR and HIGHLIGHT clauses now compiles as expected.

2873489 (1106450)

- Siemens BS2000 COBOL support now extends to the BASED clause and the BYTE-LENGTH intrinsic function.

2855428 (1103760)

- A new toggle option has been added to the OOCTRL directive, to allow the choice of whether .ins and .cls inheritance files have directory location comments. OOCTRL(-L) now turns the comments off.

2853073 (1103758)

- An ON EXCEPTION clause on a CHAIN or CALL PROGRAM statement now works as expected, and does not cause bad stepping behavior while debugging.

2852872 (1110615)

- A SORT or MERGE statement where the maximum size of an input record is larger than the sort description, or the maximum size of an output record is smaller than the sort description, is now flagged with an E-level Compiler message.

2826647 (1100193)

- Using an intrinsic function as a parameter to an inline method invoke now works as expected.
- An inline method now works as a parameter to an inline method. Using the workaround of making the parameter an arithmetic expression (for example, by adding "+ 0") is no longer required.
- The Compiler directive ACUSYNC now appears in the SETTINGS output, as expected.
- An INITIALIZE statement acting on a property no longer produces a system error or non-functioning code.

3148897 (1113470)

- When ILDYNCALL was specified, calls to CBL\_methods in the run-time system were resulting in errors occurring at run time. We now attempt bind to such methods statically, even when ILDYNCALL is on.  
3125530 (1111313)
- When compiling for JVM COBOL, the IS INITIAL phrase of PROGRAM-ID is now working correctly for programs compiled with DEFAULTBYTE(0).  
3122824 (1111844)
- When fields defined as pic 9(8)v9(2) (or similar) were exposed using the ILSMARTLINKAGE directive, setting a field to a numeric value in an external program resulted in an incorrect decimal alignment, effectively multiplying the result by 10000. This has now been resolved.  
3121569 (1110958)
- The ILNAMESPACE directive now has no effect on types which specify a namespace name explicitly in the source code.  
(633923)

## Data Tools

[Back to the list](#)

- The /d parameter of the DFSTRCL command line utility is no longer case sensitive.  
2989512 (1108654)
- Applying a filter to a data file after selecting a field no longer causes the editor to crash.  
3139552 (1112637)
- Large structure files can now be loaded within the editor.  
3122802 (1111101)
- When performing a filter more than once, the filter no longer encounters a 9/41 corrupt indexed file, and the correct navigation buttons are enabled. Additionally, the filter now shows the correct number of filtered records.  
2883777 (1110293)
- The Data File editor now enables you to export filtered results to a new data file: option Search>Export Results when a filter is in effect.  
2878521 (1107103)
- DFCONV now shows its version number, rather than "TEST", when used from the command line.  
3114824 (1110281)
- Classic Data File Tools now supports IDXFORMAT(12). You can create files of this format, and use the Data File Convert tool and DFCONV command line utility (including .pro files) to convert to and from this format.  
3113772 (1110180)

## Debugging

[Back to the list](#)

- Debugging programs compiled with AMODE(31) can now use the pointer values in the memory view.  
2878608 (1107108)
- When debugging a process that has a mix of debuggable and non-debuggable COBOL code, there is now no overhead introduced by the debugger when running the non-debuggable code.  
3149936 (1113589)
- Multi-threaded core file debugging is now supported on Linux platforms.  
3136556 (1112739)

- Performance when animating a .so program with a large code block, using Visual COBOL on AIX, has now been improved.  
3124951 (1111243)
- Animating a core file no longer fails with the message "Invalid coredump file" when the executable, for the process that produced the core file, is found via a location on the PATH environment variable.  
3123453 (1111160)
- When using character-mode Animator to animate a COBOL program that uses Database Connectors, if you exit Animator using Esc, then Y, the Animator process no longer hangs.  
3119573 (1111001)
- When debugging Intel x86-32bit native OO COBOL code, the stack trace displayed by the debugger should now show accurate information.  
3117359 (1110508)
- When debugging a threaded program, breakpoints no longer cause erratic behavior if multiple debug events are hit simultaneously.
- During animation on SUSE Linux Enterprise Server (SLES) 12, if the process being debugged was waiting in a system-call and you attempted to exit the debug session, the session would have been terminated rather than executing a 'stop run' in the debugger. This was due to a change in the operating system between versions 11 and 12, which has now been corrected so that a 'stop run' is now correctly executed.
- With reverse debugging enabled, when you reverse-step/zoom to a location and then query a data item, it now works as expected.
- Previously, pausing a process that is being debugged, and then setting a breakpoint before resuming may have failed to set the breakpoint if the process was in a long-running system call. This has now been resolved.
- For Linux debug sessions with reverse-debug capabilities, if you are stepping back through code and try to quit the debug session, the process will no longer sometimes hang.
- When using the Character Animator, the detach option no longer hangs the process, terminating it correctly instead.  
3124348 (1111182)
- When exiting the Perform View window in Animator, when there is no COBOL execution position, Animator now continues to debug.  
3149539 (1113497)
- Changing the values of large data-items in Character Animator now works as expected.  
3107393 (1109744)
- When using Character Animator, the behavior of program breakpoints can now be configured using the PROGBPALLENTY directive.  
2849211 (1104729)

## Database Connectors

[Back to the list](#)

- A correct XFD is now produced when using the \$SET CREATEXFD Compiler directive and the COBOL code contains a Report section.  
3107863 (1109681)
- An internal error involving moving XML data has been corrected in File Handler used by Database Connectors. This error caused an issue involving XML-format XFD files when using the Oracle Database Connector in certain circumstances.  
3120238 (1110790)

## Documentation

### [Back to the list](#)

- The documentation now states that the ILSMARTLINKAGE directive is only for use with procedural COBOL programs, not COBOL classes.  
3147500 (1113420)
- The product help now clarifies that cblcored.exe requires write permission to the current user's HKEY\_CURRENT\_USER key in the Windows registry. This ensures that any changes to the Core Dump settings made with the utility will persist.  
3142772 (1112972)
- The IMS Tracing Flags topic has been updated to accurately reflect the options available in Enterprise Server.  
3142342 (1113320)
- An important distinction has been made in the documentation, in that the content of nonnumeric literals, comment lines, comment entries and data can include any of the 'printable' characters available in the current character encoding scheme. See the 'Character Set' topic of the Language Reference Manual for more information.  
3140851 (1112720)
- The 'Standard File Header' topic now states that the definition is not applicable to certain indexed file formats. The definition of the node sizes, as specified in the 'Index File - File Header' topic, has also been clarified so that it applies to all applicable MF index file formats.  
3140352 (1112840)
- The ACCEPT statement documentation now contains the possible values codes/definitions returned for EXCEPTION STATUS.  
3138691 (1112556)
- The documentation now documents the difference between MF COBOL and RM/COBOL when inspecting the EXCEPTION STATUS in an ACCEPT statement.  
3138691 (1112555)
- Documentation for the SPZERO Compiler directive now directs you towards the preferred replacement, SIGN-FIXUP.  
3135675 (1112227)
- The order in which the File Handler searches for the File Handling configuration file has been correctly documented for UNIX and Windows platforms.  
3132391 (1111933)
- The OO COBOL Class Library Reference file, nxrcrl.chm, is now provided with the installation of Visual COBOL for Eclipse (Windows).  
3130297 (1111697)
- The use of the INTLEVEL Compiler directive has been clarified in the documentation; that is, it is an internal directive, not intended for customer use.  
3129661 (1112191)
- If mnemonic-name is associated with ENVIRONMENT-NAME in an ACCEPT or DISPLAY statement, its value must not exceed 255 bytes.  
3126506 (1111354)
- A restriction has been documented for the X"B0" Function 2 library routine, where console applications cannot distinguish between the left and right Shift key presses.  
3125717 (1111316)
- The documented example for OO switches has been updated to remove an obsolete switch.  
3117356 (1110506)

- A new syntax rule (#9) has been added to the CALL statement topic in the Language Reference Manual, stating the restriction of passing a floating point item BY VALUE in native COBOL.  
3115091 (1110326)
- The documentation for the BELL directive has been corrected to state that it is checked during the syntax checking phase, and not at the generate phase.  
3110088 (1109799)
- In the documentation, the steps required to customize ASCII\EBCDIC character set conversion have been clarified.  
3108884 (1109682)
- More information has been added for file and project level problem error markers. See Maximum Number of Problem Error Markers for more information.  
2881233 (1107671)
- An error has been corrected in the description of the "Go To Procedure Division" option in the "Making the Most Out of The COBOL Editor" topic.  
2877216 (1106910)
- Documentation for 'COBRT181 Invalid parameter error' has been expanded to include a possible cause and solution for the error.  
2876095 (1106782)
- The instructions on how to install Fileshare as a Windows service have been clarified - see 'Walkthrough - Fileshare as a Service' in the product docs.  
2876085 (1106746)
- The product help now clarifies that adding the Micro Focus Runtime (Interop RuntimeServices) assembly adds the MicroFocus.COBOL.RuntimeServices reference to a Visual Studio project.  
2850791 (1103124)
- The Sharing Database Connections Between Java and COBOL topic has been updated with an example showing object sharing with other languages both when Java opens the connection and when COBOL opens the connection.  
2674454 (1091949)
- The ANSI92ENTRY topic has been updated to include OpenESQL behavior in conformance with the ANSI-92 standard.  
2596163 (1086171)
- The SQLCODE Values topic has been updated to reflect the most current information available.  
2593799 (1085947)
- When compiling tests on UNIX, you should include the -U COB flag.
- The Running Unit Tests in the IDE tutorial for Eclipse now instructs you to create the environment variable that locates the required data file before the run configuration is created, which now means that the run configuration correctly uses the variable to successfully run the unit tests.
- The error message description for COBCH1558 has been expanded to include the possible scenario of when a difference in bitism (between Java version and compilation mode) has caused the error.
- The COBCH1006 error message text has been corrected to encompass the fact that different dialects have different limits for the length of a COBOL word.
- The documentation has been corrected to state that the LINKLIB directive is not required by the cobol command. (LINKLIB was an old directive that should no longer be used.)
- The Codecomp Utility documentation now states that you can only create customized tables for single-byte character sets.
- An incorrect reference to SYSREC has been removed from the example in the topic "SQLTP2 Utility - Executing Dynamic SQL Statements".  
3145877 (1113167)



- When using the MVSSPLHK pool housekeeping process to override the retain period of a class; for example: CLASS A 003 Y this refers to the output dataset class, and not the job class.  
3138584 (1112576)
- The instructions on running the SPOOL conversion tool (splconv) have been updated with recommendations for setting the MFSYSCAT\_ERRS variable. This is because there are a number of errors generated whilst running the conversion that can be safely ignored, and setting this variable to a sufficient value will allow the conversion to complete successfully.  
3124350 (1111280)
- Documentation for MFJSABCODE has been added to the Sort environment variables.
- When running the dfconv command line utility, the (optional) -d option must be the first parameter specified in order to have an effect.  
3135598 (1112570)
- The product help about "Datetime Literals in SQL Statements" now correctly states that to enable the functionality, you need to code any of the specified SQL comments into your DB2 mainframe application, positioned before a literal declaration.  
3133502 (1112053)
- For Fileshare through Enterprise Server, on UNIX systems, Micro Focus recommends that CCI TCP in loopback mode is used in preference to CCI Named Pipes (CCINAMPU), because support for CCINAMPU is deprecated.  
3131680 (1111868)
- The "UNIX and Linux Installers Issues" topic in the product help included an incorrect parameter, "-EDadminID=[User ID]". This now correctly states the parameter as "-ESadminID=[User ID]".  
3129927 (1111675)
- Where appropriate, the SYNCSORT and DFSORT documentation now links directly to the topic that explains the various field types in use.  
3123796 (1111143)
- Error message BMSCH1099W has been documented.  
3122477 (1111005)
- The product Help has been clarified for the versions of Enterprise Developer clients and the versions of z/Server they can communicate with. See Recommended versions of z/Server for Enterprise Developer for more information.  
3121723 (1110991)
- The topic that lists the Compiler directives restricted in Managed COBOL has been brought up to date.  
3120358 (1110789)
- In the documentation, the entry point/parameter name corrected for the UNIX version of the INITCALL directive.  
3104480 (1109719)
- Information on the TCLS Entity has been added to the product documentation. See Resource Classes for ESMAC and Operator Command Security for more information.  
2913474 (1108497)
- The documentation now references the es\_default\_ldap.lfd file, which contains a working example for using the DATASET resource class.  
2860914 (1104513)

## **EJB Generation**

[Back to the list](#)

- A problem that caused EJB client generation to fail when processing OCCURS arrays has been fixed.  
3131411 (1111877)

## Enterprise Server

[Back to the list](#)

- Starting the MFDS process with the -r option will now disable the Web administration UI. If using a browser to connect to the MFDS TCP network address, you now receive an HTTP 403 response.
- A missing form name in some Enterprise Server Administration pages could result in a JavaScript error.
- The default options under ESMAC > Resources now depend on the Region options. If JES is installed, the new default resource to show under Resources is JES. If IMS is installed, and JES is not installed, then IMS is the default. If MQ is installed, and both JES and IMS are not installed, then MQ is the default. If iFS is installed, and each of JES, IMS, and MQ are not installed, then iFS is the default. Otherwise, the default resource is Services.  
2871166 (1106098)
- An issue using single sign-on between MFDS and ESMAC has now been fixed.  
3106232 (1109779)
- The Enterprise Server External Security Facility (ESF) has improved redundant / failover support for Security Managers. See "Security Configuration Custom Configuration Information" in the product help for more information.  
2990790 (1109080)
- The Enterprise Server External Security Facility's MLDAP ESM Module can now generate an audit event describing the "effective rule" that determined the decision (allow / deny / permissions set) for an Auth or XAuth request. The effective rule is the security rule that was used to make the decision. See "MLDAP ESM Module Custom Configuration Information" in the product documentation for more information.  
2887945 (1110096)
- Enterprise Server Security trace message 2003, emitted when a SAFROUTE(Auth) request is made with the "API trace" flag enabled and access to the resource is denied, no longer truncates long resource names. Long names are abbreviated but still provide the prefix and suffix of the name.  
2885856 (1108682)
- Enterprise Server's External Security Facility, when using LDAP-based security, has an "Update" mechanism that can be used to notify MFDS and running Enterprise Server regions of changes to security information. This now works correctly for changes to group membership, for example, when a user is removed from a group.  
2873024 (1106452)
- Depending on the sequence of login, users with long usernames that contained spaces and that had usernames similar to other users could login and find that they are treated as if they do not have the correct user permissions. This has now been fixed.
- In Enterprise Server, when using LDAP-based security, if a user belonged to a group with an LDAP wildcard character (such as "\*\*") in its name, and there were nested groups defined, and the use-all-groups mode was enabled, groups that contain other groups could be incorrectly added to the user's group set. This has been fixed.
- mfds and casstart will now run successfully on machines with locale names with the @modifier part, such as fr\_FR.iso885915@euro.  
2868439 (1105641)
- Extended ECI LUW context is now maintained.  
3148577 (1113418)

- Using the dump command from an MQ listener resulted in an AB/BA lock.  
3146317 (1113217)
- In 64-bit environments, ECI requests that do not use ES\_ECI\_SOCKET to identify or locate the target region used to fail.  
3143232 (1112962)
- A request made with valid credentials no longer fails after an initial request that returned an error ECI-ERR-SECURITY-ERROR.  
3142092 (1113220)
- The Data File Editor now supports DSNs that contain the '£' and '#' characters.  
3140182 (1112661)
- The casstop /w command no longer creates a ccierr.log when a region terminates during the /w delay.  
3135994 (1112257)
- Previously, when creating a new DFHDRDAT, the provided users had an invalid phrase setup which resulted in sign-on errors.  
3135433 (1112238)
- When a job that performs an EXCI LINK without the SYNCONRETURN option was submitted twice in succession, the second job did not run successfully.  
3129348 (1111596)
- previously, HSF records for tasks that executed prior to a switch of the active file could be written to the newly active file. This has been fixed so that records are written to the file that was active at the time the task ran.  
3125864 (1111322)
- An issue with DFHJSON where JSON data would not be written to a container has been resolved.  
3121607 (1110917)
- The casutl command line utility supports a new option, /x, which enables you to switch the active trace, dump and/or hsf files. For more details, see your product's documentation.  
3120728 (1110848)
- When recycling SEPs in a busy JES system, jobs that have not run yet are now managed correctly.  
3120670 (1111235)
- In a busy system, if JCL jobs timed out or were cancelled, the local trace entries could sometimes corrupt the shared memory causing the region to become unresponsive.  
3116835 (1110501)
- Mapping structures to containers in DFHJSON when there are consecutive multiple empty elements now works as expected.  
3114815 (1110285)
- If the result length from a call to CBL\_CCSID\_CONVERT was smaller than the original buffer length, garbage was written at the end of the buffer. This was because the length used was the original length and not the length returned from the call.  
3114365 (1110223)
- A FREEMAIN of a shared pointer which had been populated in a SEP other than the one attempting the free would provoke a trap.  
3112416 (1110196)
- When either a CPMT NEW COPY is issued or FORCE PHASEIN is enabled on the SIT, MAPs are now reloaded from the disk and the memory version will not be used.  
3105813 (1109891)
- System folders that have a backslash at the end of the name are now supported in region configurations. Previously, a region would fail to start in such scenarios.

- 2886956 (1108250)
  - If there was an error when trying to start cobdebugremote, the port was not retrieved.
- 2864798 (1105495)
  - When defining a GDG model, the path is now grayed out.
- 2855374 (1103840)
  - It is now possible to use environment variables in MQ Listeners queue names.
- 2842137 (1102027)
  - If a casout -g command to retrieve relative DD for a job was issued and the resulting file had a size of 0, the file was left open which resulted in a leak of handle.
- 2814439 (1098608)
  - An issue causing the BlueZone terminal emulator to disconnect has been resolved.
- 2807210 (1098676)
  - Requests are now aborted if the ECI luw token is invalid.
  - The "Use all groups" option for a secure enterprise server instance now enables the Data File Editor to authenticate a user against all of the groups for a particular user.
  - Using casout with the /v option (to list initiators, printers and mprs) could cause incorrect HSF records to be generated.
  - You can now use CBL\_DEBUG\_START and CBL\_DEBUG\_STOP to generate live recordings on x86 Linux platforms. You can generate consecutive live recordings from a single process, whereas previously you could only generate one per process.
  - It is now possible to edit the dataset name entry in ESMAC if an incorrect name was submitted when adding the dataset.
- Imported hexadecimal transactions are not truncated anymore.
- 3153155 (1113813)
  - Fixed an issue with the admin seps terminating abnormally when a USER (who is not associated with a group in ESM) tries to logon to ESMAC.
- 3152197 (1113814)
  - Access to the XAT resources in ESMAC (casrdo65) is now controlled by the user's security settings for the 'XAT\*' resource under MFESMAC. The user will require "Update" access to the GRP resource in order to see the XAT Delete button.
- 3143258 (1112991)
  - TCPIPSERVICE resources are no longer erased when the URIMAP resource is set to PIPELINE. In addition, ESMAC now accepts blank WEBSERVICE fields.
- 3141235 (1112752)
  - The deletion of a PDS member in a secure region now use the correct classes.
- 3140443 (1112709)
  - Sometimes the STOP button for connected clients in ESMAC was not displayed when security was on. This has now been fixed.
- 3139885 (1112724)
  - Date and time filter values are now retained when the jobs are filtered to user requirements in ESMAC.
- 3138516 (1112498)
  - The Reply button for a waiting from console JOB in ESMAC is now enabled or disabled depending on user authority.
- 3137426 (1112397)
  - The environment variables ES\_DISABLE\_DFLTUSR\_SIGNON/ ES\_ESM\_DISABLE\_DFLTUSER\_ESMAC are now correctly honored in secure regions.
- 3133646 (1112061)

- When specifying the ES\_MAX\_CATALOG\_LINES environment variable, one line fewer were displayed in the ESMAC catalog view. This has been fixed.  
3129034 (1111563)
- The 9/041 error no longer occurs when accessing catalog after running a job that accesses the proclib.  
3122584 (1111066)
- An issue in the date and time filters in the ESMAC spool display page has now been fixed.  
3122475 (1111003)
- The Job page now displays in Shift JIS encoding if the operating system encoding is determined to be Shift JIS.  
3115107 (1110311)
- The SIT 'New' button is no longer greyed out when the ESMAC user has the appropriate permission.  
2913474 (1108809)
- If the Data File Editor was used to retrieve the DCB information for a data file hosted by Enterprise Server and the catalog did not contain a physical filename, an RTS 114 error would be encountered. This has now been fixed.
- The PostgreSQL switch module now loads correctly in 64-bit mode.  
3149380 (1113516)
- A problem recovering from errors where SQL Server unilaterally terminates an XA transaction has been resolved.  
3145058 (1113133)
- User Impersonation now works as expected when using an ODBC switch module in batch mode.  
3140100 (1112655)
- The ESMSSQL switch module no longer returns an RTS153 error if USERP=T is set and the user does not exist.  
3140097 (1112649)
- The Oracle switch module no longer fails with an RTS153 error when being enabled after an initial connection error.  
3129198 (1111608)
- Auditing using syslog now reconnects correctly after the syslog server restarts.  
3135191 (1112186)
- Auditing modules are now loadable on all supported platforms.  
3124417 (1111183)
- Syslog messages can now be configured to use TLS as the transport protocol.

## **File Handling**

[Back to the list](#)

- Users, Groups, and Classes can once again be searched based on substring matches, rather than full exact matches.  
3127314 (1111414)
- Password Expiry and Account Expiry dates are now correctly displayed in the ESF LDAP Security Administration Web Interface when specifying times in 24 hour format.  
2883964 (1107911)
- The Users in the "Members" list for Groups and Groups in the "Group Membership" list for Users are no longer incorrectly filtered by the filter on the respective "Users" and "Groups" main tabs.  
2871547 (1106121)

- The ESF LDAP Security Administration Web Interface no longer incorrectly displays a blank Users/Groups list when changing tabs.  
2863056 (1104795)
- The REPRO of a cluster that contains an alternate index no longer performs the copy using the alternate index. It uses the primary index instead.  
3136566 (1112386)
- When running under a mainframe emulation, if the INDD record length does not match the cataloged length for SYSIN when performing an ACCEPT statement, and that results in a partial record being read, that record is now returned (as it does on the mainframe).  
3120786 (1111421)
- 9/41 additional statuses 2, 4, 5 are no longer printed to the log without an associated log entry for the actual 9/41 error.  
3115318 (1110341)
- Setting RUNITLOCKDETECT=OFF no longer causes an unhandled exception when a file is opened multiple times in managed code.  
2885757 (1108212)
- File Handler settings supplied by the extfh.cfg configuration file are now captured in CTF tracing of the File Handler.  
2849599 (1102983)
- If, in a single process, Fileshare is called with both FCD2 and FCD3, the filename sent to Fileshare no longer becomes corrupted.  
3131960 (1112168)
- The reading of keys no longer fails when the indexed file that was open prior to the current file was not explicitly closed.  
3129038 (1111565)
- The EXTFH option RETRYOPEN has no effect when set in the Fileshare Server configuration file.  
3106992 (1111699)
- An SPLJNO filename will no longer become corrupted when being accessed simultaneously through a Fileshare server currently under load.  
3106992 (1112094)
- iFileshare no longer hangs during a stop run operation if files being used in the program are accessed through different iFileshares.  
3142333 (1112939)

## IDE

### [Back to the list](#)

- Content assist will now provide the correct proposals when triggered on the last line of an unclosed program.  
3112349 (1110179)
- Content assist was not offered in the COBOL editor on lines with a \* in column 1 even when NOMFCOMMENT was in effect. This is now fixed.  
3149311 (1113493)
- Deleting text while Smart Edit Mode is enabled will now result in consistent behavior for both insert and overwrite editing modes.  
3144336 (1113053)

- The "force capitals" editor preference is now respected when the editor is in block selection mode.  
3143629 (1113003)
- You now receive a message when the validation fails in the remote debug symbol container dialog box.  
3142352 (1113505)
- When you pass FailOnError="true" to the PliTask, Ant now requires a return code of <1 for success.  
3142124 (1112930)
- The starttrdoserver script now tidies up temporary files when java is missing from your PATH environment variable.  
3141448 (1112815)
- sentence added to dependency path properties page for cobol projects to clarify how copybook searching will be done  
3141380 (1112769)
- Blank messages could appear in the Eclipse Error Log when a workspace created with a prior product was opened using 3.0 and the workspace had saved Micro Focus Directory Server credentials. This has been fixed.  
3137626 (1112428)
- Code coverage statistics are now displayed correctly in locales which use a comma as the decimal separator.  
3137142 (1112695)
- "The context for copybook has been lost" error messages was displayed when Eclipse restarted when copybook editors were open using the RSE file system when Eclipse was closed. The projects containing the files and the editors are now reopened when Eclipse is restarted.  
3137122 (1112794)
- References to jars used within a project are now referred to using a project relative path in the project's .cobolBuild file.  
3136382 (1112323)
- When directive determination is used on files in a project with SQL preprocessors enabled, files which do not need the preprocessors for compilation now correctly disable them.  
3134406 (1112303)
- When a copybook is in a folder that is the target of a linked resource whose target is specified in a different case to the actual case of the target, the copybook context is now correctly handled - this had caused the context lost dialog box to be displayed when the copybook was opened from nodes under the main source in COBOL Explorer.  
3131640 (1112554)
- Delete and some other functions had not worked when editing copybooks that were located outside a project, this has now been fixed.  
3129768 (1112551)
- Remote debugging performance has been improved.  
3129761 (1111691)
- Directives files located in the project folder were not found when background parsing a program located in a different folder, this is now fixed.  
3129638 (1111667)
- Editor background parse performance has been improved when using local or network paths in an AWM modeled SYSLIB when downloading include files or copybooks.  
3128741 (1111572)
- The version of Apache Ant used to build projects has been changed to reduce the build duration.  
3128609 (1111546)

- Compiling a single file within the Eclipse IDE could take an excessive amount of time if the workspace included a large number of linked files. The performance has been improved.  
3128124 (1111477)
- Editor opens in read-only mode when the file does not have write access.  
3126540 (1111914)
- Syntax highlighting for COBOL comments now correctly respects source format and dialect when an asterisk appears in the first column of a line.  
3126371 (1111355)
- A clash in keybindings between a third party contribution and the 'Start Debugging CICS Transaction' has resulted in a change in keybinding, from "Alt+Shift+D X" to "Alt+Shift+X Z".  
3126233 (1111374)
- Deleting a COBOL program in a COBOL JVM project when "Use Dynamic Calls" is set now deletes the build artifacts relating to the deleted program in a manner consistent with COBOL projects. The deletion no longer prevents a full rebuild of the project from being triggering.  
3125727 (1111294)
- Error messages in programs processed using the AWM Mainframe Pre-compiler Integration module could be misaligned if COPY statements were resolved locally rather than on the mainframe.  
3125413 (1111462)
- The use of the GNT directive in the file or project's properties Additional directives field to specify the name and location of the generated file has been fixed.  
3124811 (1111229)
- An editor can now be opened using the Team Developer view while a background parse is still being performed on the contents of a different editor.  
3123481 (1111209)
- You can now search subfolders when you add a Remote File System Directory to the debug symbols lookup path in the Debug Symbols tab of the Debug Configurations. Note: Debug symbols containers length must not exceed 32,725 characters.  
3123390 (1111082)
- The Quick Browse dialog now provides an option to clear its search history.  
3123390 (1111188)
- It was not possible to set breakpoints in a COBOL Copy view when debugging code that had been compiled without absolute paths outside Eclipse and the build articles had been moved from where they had been created. This has now been fixed.  
3123390 (1111109)
- Rerunning a COBOL Reference search could show 0 results when a background parse error was shown in the editor. This has now been fixed.  
3121316 (1111609)
- When COBOL programs containing EXEC SQL statements were added to an SQL enabled project the file setting was incorrectly overridden and disabled. This has been fixed.  
3116071 (1110412)
- In the COBOL and PL/I editors, Micro Focus annotations can now be navigated to by clicking the Next/Previous Annotation menu items. Bookmark and 3rd-party error marker annotations now show their hover text correctly in the COBOL and PL/I editors.  
3111182 (1109906)
- A line break is no longer inserted after a template unless the template pattern specifies it.  
3110480 (1109830)
- Fixed an issue with EGit history support for COBOL sources in Eclipse, which was causing an "Editor could not be initialized" exception.



- 3109071 (1109711)
  - COBOL paragraphs can now be correctly navigated to from the same-program sections which appear earlier in the source listing than the ones in which they are specified.
- 3108275 (1110003)
  - Programs in remote DB2 projects showed an error in the editor. F3 did not open SQL include files unless the DB2 software was installed on the local computer. The ESQL pre-processor is now used when Eclipse is performing a background parse of the programs.
- 3107896 (1109631)
  - The scope of the declaration referenced by the LIKE declaration is no longer incorrectly processed which resulted in a background parse error.
- 3107664 (1109726)
  - Handling of some LIKE declarations are no longer incorrectly marked as a background parse error.
- 3107663 (1109584)
  - BGP of file attributes now accepts INPUT, FB, RECSIZE, and ENV.
- 3107662 (1109565)
  - The background parser incorrectly flagged the POSITION attribute as an error. This has been fixed.
- 3107661 (1109564)
  - The background parser incorrectly flagged an underscore "\_" in literals as an error. This has been fixed.
- 3107657 (1109563)
  - The background parser incorrectly flagged a b4 hex constant as an error. This has been fixed.
- 3107656 (1109562)
  - In the PL/I editor, you can now browse to include files which contain a # character in their filename or path.
- 3106041 (1109567)
  - Cursor position is now calculated correctly in the BMS and IMS editors when a line contains double-byte characters.
- 2883915 (1107866)
  - Shift Out characters displayed in the COBOL editor appeared to occupy 2 bytes instead of 1, this is now fixed.
- 2882959 (632769)
  - The following advanced copy/paste functionality is now available in the editor: Use CTRL+SHIFT+C/ CTRL+SHIFT+X or Edit > Copy Lines/Cut Lines to select a range of lines and copy or cut the entire lines (regardless of whether the highlighted range covers a line in its entirety). To paste text from the clipboard before the current line, use CTRL+SHIFT+V or Edit > Paste Before Line.
- 2860785 (1104564)
  - Filter capability has been added to the COBOL Explorer and PL/I Explorer views.
- 2856476 (1103924)
  - BUILD/CLEAN STARTED message in the build console is now accompanied with a matching BUILD/ CLEAN FINISHED message that indicates the end of the task output.
- 2852872 (1105047)
  - Using directives files with absolute paths now works correctly in Eclipse.
- 2852872 (1110901)
  - The Import Remote Micro Focus Projects wizard now displays projects that cannot be selected as a greyed out project in the Projects list.
- 2852872 (1110900)
  - Long running background parse operations can now be cancelled.

- DSNs prefixed with '&&' were incorrectly marked as unreferenced in some cases, this has been fixed.
- It was not always possible to enter text between columns 72 and 80 in the COBOL editor when a line contained DBCS characters. This has now been fixed.

### **Interface Mapping Toolkit**

[Back to the list](#)

- A problem that caused memory leaks in JSON-based Web Services has been fixed.  
3109465 (1109773)

### **J2EE Connector**

[Back to the list](#)

- You no longer receive Java heap errors when a resource adapter is passing large amounts of data.  
3120684 (1110892)
- JSP generation works correctly when there are OCCURS fields.  
2869932 (1105858)

### **Java Support for COBOL**

[Back to the list](#)

- The Javademos Readme files have been updated with new instructions.

### **MF Communications Server**

[Back to the list](#)

- Enterprise Server and the Micro Focus Common Client now support opening more than 256 SSL-enabled endpoints simultaneously. Also, a resource leak in the MFCS process for HTTPS connections made with CICS Web Interface or CICS Web Services has been fixed.  
3137166 (1112477)
- A situation where some terminal emulators were unable to connect to an enterprise server region has been fixed.  
3135166 (1112195)
- The maximum size of an HTTP header value allowed for a CICS Web Interface or CICS Web Services server can now be configured. Include an [HTTP] section in the configuration information on the Edit Communications Process page, and use the option 'maximum header value length=<num-of-bytes>'. If not specified, the default number of bytes is 1024.  
3127781 (1111480)
- A bug that caused some clients to crash MFCS when submitting 3-character trancodes has been fixed.  
3121264 (1111026)
- Enterprise Server now correctly handles chunked HTTP message bodies. The CRLF sequences, which appear after each chunk, are now removed when the chunked body is consolidated.  
3100279 (1109784)
- The Enterprise Server Communications Process (MFCS) can now restrict access to listeners by client address. See "Conversation Filtering" in the product Help for more information.  
2887418 (1108517)
- Enterprise Server's backward compatibility with older versions of MFDS has been restored.

## MF Directory Server

[Back to the list](#)

- Automatic corrections are now made to invalid Enterprise Server listener ISC configurations when they are loaded or imported.  
3136730 (1112328)
- Regions exported using MFDS now include the IMS query name if present.  
3130077 (1111684)
- A missing product HTML file could cause the Enterprise Server Administration HTML GUI to revert to using English text rather than the configured language. This is now fixed.  
3118363 (1110595)
- A memory leak in the MFDS process which could cause an intermittent crash has been fixed.  
2886846 (1108593)
- The "mfCASIMSMFSNullChar" and "mfCASIMSTMMQColdStart" IMS region attribute values are now imported correctly from a previously generated XML export from the Micro Focus Directory Server.  
2879665 (1107226)
- The "IMS Configuration Directory" configuration value has been deprecated and has been removed from the Enterprise Server Administration Web UI for Enterprise Server instance properties.
- For additional security, any start, stop or not-responding region scripts region will only be executed if the Micro Focus Directory Server restricted administration is enabled.
- You could get an RTS115 error in MFDS on AIX when performing certain actions such as browsing the properties of an ESM.
- When executing Enterprise Server in a Docker container, you need to set the MFDS\_EXTERNAL\_ADDR environment variable to a resolvable external address string (a hostname rather than an IP address) in the Docker environment. This is to enable client browsers to resolve ESMAC and other URLs in Enterprise Server Administration. The value of this variable will replace the internal container address in the URL.
- The Enterprise Server Administration Web UI "Directories" menu item and functionality has been deprecated and is no longer available.
- If MFCS control channel is configured to use SSL, MFDS must have an environment variable "MFDS\_\$SERVERNAME\_CAROOT" defined, which points to the full file path of the CA root certificate used to sign the control channel's certificates.

## Micro Focus Cryptographic Library

[Back to the list](#)

- The MFDS could crash during startup when SSL and a keyfile with no password are used to secure it.  
3152964 (1113791)

## OLE Class Library

[Back to the list](#)

- An issue with the tabbing of ActiveX controls has been resolved.  
3106202 (1109437)

## OO Base Class Library

[Back to the list](#)

- The SortedCollection class methods setSortMethod and setSortEntry are now thread-safe.  
3145921 (1113207)

- The class libraries resources now compile without having to add the Windows SDK include location to the INCLUDE environment variable.

3117380 (1110512)

- Menu item objects are not destroyed until the on idle processing. This is to stop the destroying from being attempted twice.

3107820 (1110204)

## Run-Time System

### [Back to the list](#)

- When native COBOL calls a Java method that returns an array of objects, the returned object reference now correctly represents the array of objects.

3144462 (1113127)

- When creating a live recording file, if you specify a path in the COB\_LIVE\_RECORD environment variable, the path is now validated (to ensure it exists) before the process runs.

3136927 (629611)

- A new tunable has been introduced, `dbcs_text_enable_clip`, which when set to true ensures that the font is clipped to the font height supplied by Microsoft Text APIs rather than overwriting pixels beyond the font height. Use this tunable when running in a GUI window (`runw`). The default is false.

3136924 (1112338)

- The NUMPROC"ACOS" directive has been enhanced to support certain elements of NEC ACOS COBOL relating to the processing of invalid data in USAGE DISPLAY data items.

3135821 (1112242)

- A bug in the NUMPROC"ACOS" emulation of NEC ACOS COBOL has been fixed. The error occurred in statements of the form: `move unsigned-display-item to numeric-edited-item` where the source item contains a negative value.

3135821 (1113569)

- The NUMPROC"ACOS" directive has been enhanced to support certain elements of NEC ACOS COBOL relating to invalid sign information in USAGE COMP-3 data items.

3135820 (1112241)

- In the run-time text window, the correct key-code is now returned when the Tab key is pressed after the Window menu has been previously selected using the Alt + Space shortcut.

3132989 (1111983)

- The position and size of windows created with the WINDOW-CREATE clause in Dialect(RM) will no longer be constrained by the window that was active when the call is made. Previously, a window created by WINDOW-CREATE would be required to fit within the constraints of the parent window. This behavior was not consistent with the same command under RM/COBOL, and so was changed.

3131065 (1111843)

- A GUI application no longer fails to terminate correctly if the title bar of the text window console is currently selected with the mouse when the termination occurs.

3124823 (1111218)

- OO CTF tracing now correctly outputs the thread-id to file.

3117361 (1110510)

- When using `.INT` code, an arithmetic statement involving a 64-bit COMP-5 operand now gives the correct results.

3111631 (1109997)

- When entering multiple DBCS characters using the IME, the later characters in the string are no longer being corrupted. Previously, corruption occurred due to a bug in Microsoft's `ReadConsoleInput()` API.

3111356 (1109909)

- A new parameter is available for the CHECKDIV Compiler directive that emulates behavior when attempting to divide by zero on an ACOS mainframe system. CHECKDIV"ACOS" will result in both the quotient and the remainder being set to the value of the dividend if a divide by zero operation is attempted when no ON SIZE ERROR clause is specified.

3111073 (1109890)

- The NUMPROC Compiler directive has a new parameter. NUMPROC"ACOS" provides partial compatibility with the behavior of NEC ACOS COBOL processing of invalid data in USAGE DISPLAY data items.

3111072 (1109889)

- On file systems that support 64-bit inode numbers, CTF output files were not produced in the expected directory if its inode number was sufficiently large that it did not fit in 32 bits. This has now been corrected.

3109110 (629772)

- When using the COBOL printer routines, the default printer is now selected on Windows Server 2016. Registry differences introduced with Windows 10/Sever 16 caused existing functions to select the wrong default printer. These have now been updated to use an alternative method to achieve the correct result.

3109043 (1110153)

- An intermittent runtime error (COBRT255: CODESET cannot open double byte conversion table) could occur when MFICODESET was set to a value that included double byte conversions. This has been fixed.

3108885 (1109915)

- The correct status-code definitions (for Windows and UNIX) are now recorded in the documentation.

2879887 (1107243)

- Improvements have been made to the run-time system, the File Handler and the JCL engine, with regards to error trapping and reporting.

2867927 (1106202)

- Spurious errors no longer occur when compiling or running programs on 32bit Linux platforms with an XFS file system greater than 1TB.
- COBUTF8 no longer segfaults if COBDIR is not set.

## Setup Issues

[Back to the list](#)

- The DemoCA installer now works correctly on Japanese OS.

3142481 (1112900)

- An issue with some empty folders created during installation and not deleted when the product was uninstalled has been resolved.

3115392 (1110376)

- The RPM installer now displays the correct information about the Install and Update commands at the end of RPM extract.

3108619 (1109717)

## DB2

[Back to the list](#)

- The DB2 preprocessor sometimes generated a 309 malformed subscript error if the SQL statement contained COMP host variables with an indicator variable array. This has been fixed.

3142686 (1112952)

- A problem that prevented the use of CBLLINK on compiled programs that use LITLINK has been fixed. HCO now supplies the LIBs necessary to link these applications. Note: If you compile static DB2 applications that use LITLINK, you must compile them using the DB2(NOPRE) directive, and specify all applicable LIBs in the LINK statement. For example: CBLLINK SELECT.obj DB2API.LIB, MFHCOLIB.LIB, MFSQLSMF.LIB  
3135847 (1112270)
- The DB2 preprocessor incorrectly generated code to convert COMP fields in SQLCA if no SQL statement was found in the program. This resulted in error "COBCH0002 Undefined ECM error. Inform Technical Support. Error code 309". This issue has been resolved.  
3129362 (1111619)
- The DB2 preprocessor has been enhanced with a new directive option, DB2(STOPROC), that provides a solution to a problem that prevented DB2 LUW stored procedures from working properly when compiled with CHARSET(EBDIC) because character information is passed to and from DB2 LUW as ASCII data.  
3129260 (1111614)
- A problem that caused the DB2 preprocessor to generate DB103 errors on mainframe-style VARCHAR host variable definitions has been fixed.  
3123813 (1111337)
- When run against DB2 LUW version 10 or later, the HCO DCLGEN tool sometimes defined the first column in a DECLARE TABLE statement incorrectly by dropping WITH DEFAULT. This has been fixed.  
3119616 (1110699)
- The DB2 preprocessor and HCO runtime have been updated to convert an entire VARCHAR field to EBCDIC rather than just converting the length of data specified. This corrects a problem with erroneous ASCII spaces showing up in VARCHAR columns.  
3110220 (1109819)

### SQL: MBDT Utilities

[Back to the list](#)

- DSNUTLB LOAD no longer gives an SQL error for columns that are defined as DECIMAL EXTERNAL and that have a POSITION clause containing only a start position, but no end position.  
3139744 (1112632)
- A problem when that occurred when querying referential integrity information for a table has been fixed. In addition, a problem with CompiliOptionBlock being out of sync with new ESQLE directives has been fixed.  
3119350 (1111458)

### SQL: OpenESQL

[Back to the list](#)

- OpenESQL now supports RETURNING clauses in INSERT, UPDATE and DELETE statements when using SQL(DBMAN=ADO) and SQL(PROCOB).  
3120916 (1110849)
- A problem when using an Oracle REF CURSOR in managed code that sometimes caused subsequent statements to fail has been fixed.  
3113118 (1110287)
- Problems with DATE and TIMESTAMP handling when using the Oracle fully managed provider for ADO.NET have been fixed by introducing new environment variables to control .NET formatting of datetime and datetimeoffset values when DATE=EXTERNAL is set for Oracle connections.  
3108444 (1109632)

- Problems with DATE and TIMESTAMP handling when using the Oracle fully managed provider for ADO.NET have been fixed by introducing new environment variables to control .NET formatting of datetime and datetimeoffset values when DATE=EXTERNAL is set for Oracle connections.  
3107838 (1109570)
- An issue with singleton selects that have no FROM clause but have a WHERE clause has been fixed.  
3151028 (1113711)
- A problem that generated an undefined preprocessor error and caused compilation to fail when a literal of a size greater than 79 characters was used with the SQL LIKE operator has been fixed.  
3150466 (1113596)
- Previously, when using SELECT... INTO statements containing a FOR UPDATE clause with PostgreSQL and MySQL, the pseudo column used for positioned updates was not present in tables. A new OpenESQL directive, SQL(NOWHERECURRENT), is now available. This benefits PostgreSQL and MySQL applications that do not require positioned update or delete support, and where the pseudo column used as a rowid to implement positioned updates and deletes is not present.  
3146620 (1113335)
- A problem using "plan" as an SQL identifier has been fixed.  
3146620 (1113251)
- An issue with using the SQL(XAID) Compiler directive with IMS applications has been resolved.  
3144626 (1113137)
- A problem with applications using a very large number of embedded SQL statements has been fixed.  
3142107 (1113006)
- The file cobmfsntiar.so is now included in the COBOL Server product.  
3132441 (1112164)
- The limit for the number of compiled SQL statements has been increased from 5000 to 12000.  
3129084 (1111593)
- An inconsistency with the OpenESQL ADO.NET runtime handling of PIC X host variables in DBCS locales has been fixed.  
3128324 (1111562)
- A problem with EXEC SQL ALLOCATE for SQL-CLOB host variables has been fixed.  
3128295 (1111492)
- OpenESQL for ADO has been updated to behave consistently with Pro\*COBOL by returning a +1403 SQLCODE instead of an erroneous -1403 SQLCODE when a PL/SQL stored procedure fails to handle a data-not-found condition.  
3128289 (1111491)
- A problem that prevented the setting of the UNSAFE\_NULL directive from the IDE when using Pro\*COBOL has been fixed.  
3127696 (1111447)
- A problem with Oracle scroll cursors that resulted in a backward compatibility issue with Net Express has been fixed.  
3126245 (1111648)
- If you use an AT db\_name clause in a DECLARE CURSOR statement, you no longer need this clause in statements that reference the cursor, such as FETCH, CLOSE, GET NEXT RESULT SET or positioned UPDATE and positioned DELETE statements. To maintain backward compatibility the clause may optionally be included, but it is no longer required.  
3124001 (1111150)
- A problem that caused the OpenESQL preprocessor to generate invalid code when "AT xxxx SELECT" was specified in an array singleton SELECT statement in managed code has been fixed.

3123827 (1111128)

- A problem with SQL(CHECK) that was introduced in version 3.0 of this product and occurred for DB2, Oracle, and PostgreSQL with ADO.NET has been fixed.

3121267 (1110919)

- A problem using AT <connectionName> with COMMIT, ROLLBACK, and SAVEPOINT statements has been fixed.

3115063 (1110308)

- A new SQL compiler directive option, PICXBINDING, has been added to OpenESQL to provide more intuitive behavior for LIKE expressions with SQL Server by enabling greater control of parameter binding for PIC X host variables.

3113999 (1110373)

- OpenESQL has been updated to retain the FOR READ ONLY clause when the TARGETDB SQL compiler directive option is set to DB2.

3112785 (1111030)

- A problem with fractional seconds truncation when using the legacy SQL Server ODBC driver has been fixed.

3112499 (1110032)

- A problem using SYSTEM\_USER in select statements has been fixed.

3111513 (1109934)

- A problem caused by OpenESQL rounding a result to a COMP-3 host variable instead of truncating it has been fixed in the ODBC runtime.

3110902 (1109871)

- A problem with OpenESQL trimming trailing spaces in input host variables has been fixed by the addition of the SQL(PICXBINDING=FIXED) compiler directive option, which ensures that these trailing spaces remain intact.

3110720 (1110099)

- A problem handling unmapped codepoints in DBCS locales when storing binary data in character fields and using SQL(ALLOWNULLCHAR) has been fixed.

3109266 (1109723)

- OpenESQL had a storage limit of 30 characters for a program ID. The maximum has been increased to 128 characters.

2884875 (1107982)

- A problem that caused OpenESQL to remove any OPTIMIZE FOR n ROWS clause from queries when TARGETDB was set to DB2 has been fixed.

2883301 (1108387)

- A problem with HCOSS access plans getting out of sync with the running code and database stored procedures and metadata when a live ES region is updated has been fixed.

2877693 (1110926)

- OpenESQL has been updated to support the OPTIMIZECURSORS SQL compiler directive option for the OCI and JDBC run-time systems.
- The SQL(TRANSACTION) directive now accepts an additional option, AUTO. SQL(TRANSACTION=AUTO) is equivalent to SQL(AUTOCOMMIT). For new applications, SQL(TRANSACTION) is the preferred method for specifying transaction options.
- PostgreSQL versions 3.2.2 and later are now supported with .NET COBOL.
- Operating System authentication for CONNECT statements is now supported for Oracle, DB2, and SQL Server in the ODBC, ADO, and JDBC run-time systems.



## SQL Option for DB2

[Back to the list](#)

- A problem that caused an AUTOBIND support routine invoked by the XDB ECM to fail by omitting the drive letter in log file names when the specified drive letter was other than C: has been fixed.  
3114069 (1110423)
- The XDB ECM now supports the z/OS DB2 NEXTVAL reserved word as an ordinary identifier.  
3120469 (1110834)
- A problem that prevented the SQL Option for DB2 ECM from recognizing IN clause predicates containing multiple group host variables has been fixed.  
3115066 (1110310)
- A problem that prevented the SQL Option for DB2 ECM from supporting the use of a collection ID for validating SQL against z/OS DB2 with DYNAMICRULES BIND packages has been fixed.  
3112996 (1110332)
- A problem reading XDB translation files caused by stack initialization on Windows 10 has been resolved.  
3120927 (1110988)
- A problem that resulted in an X352 thread access violation due to an improper reallocation of the parse tree when using an inner join to a table expression containing a scalar subquery has been fixed.  
3132740 (1111977)
- A problem with CASE expressions resolving host variables has been resolved.  
3131966 (1111932)
- A problem with the lexical analysis of a PARTITION BY SIZE clause on a CREATE TABLE statement when the integer constant and the "G" indicating gigabytes were not separated by a space character has been fixed.  
3129670 (1111676)
- An issue with a correlated subquery not returning results due to a problem with the correlation variable has been resolved.  
3114811 (1110283)
- A problem with the query optimizer incorrectly identifying the step for predicate evaluation of a join predicate containing a column and an expression has been resolved.  
3114809 (1110284)
- A problem that caused an X352 thread access violation on a VIEW definition containing a select item of the form name.\* has been fixed.  
3114210 (1110228)
- An access violation caused by a long UNC path for the Roaming APPDATA directory on a Windows machine has been resolved.  
3112201 (1110021)
- A problem that caused the XDB engine optimizer to return an empty result set for range predicates on join conditions has been fixed.  
3111742 (1109957)
- A problem with the first FETCH operation against a rowset cursor containing a UNION ALL with host variables has been resolved.  
3110071 (1109893)
- An issue with a LEFT OUTER JOIN operation not retrieving all result set rows has been resolved.  
3104216 (1109202)

- A problem with XDB engines not allowing a GROUP BY to contain an item not in the projection list has been fixed.  
3103832 (1109175)
- A problem that caused a PDMP272 – xdb Inner Join Problem message has been fixed.  
2887796 (1108361)
- The Stored Procedure Test tool now sizes the Results tab in the same way as it sizes the other tabs.  
3148319 (1113402)
- A problem with DSNUTILB that occurred when loading a table containing a VARCHAR field has been resolved.  
3128931 (1111587)

## **XML Support**

[Back to the list](#)

- cbl2xml will now work successfully under AIX 7 32-bit.  
3109051 (1109699)
- The XML run-time now handles UTF-16 XML documents correctly.  
3147256 (1113357)
- The XML run-time system now correctly sends the XML instance document as an HTTP POST request to the URL specified on UNIX platforms.  
3145761 (1113163)
- An RTS 164 error (Run-Time subprogram not found) no longer occurs on some very old versions of Windows when parsing XML.  
3142315 (1113028)
- The XML run time now correctly sends the XML instance document as HTTP POST request to the URL specified.  
3135893 (1112298)
- XMLPARSE now returns the full UTF-8 string when XMLPARSE(COMPAT) is specified.  
3126921 (1112286)

## **z/Server**

[Back to the list](#)

- The mfawrapperec.dll was only supplied as 32-bit version in the PU1 cab. It is now supplied as both 32 and 64-bit versions. This resulted in an error when trying to perform a MFA z/OS Mainframe connection.  
3122545 (1111119)
- IVPHOLD member was missing parameters on the EXEC line which caused the z/Server Holder to fail to start. The supplied member has been updated.  
3119820 (1110779)
- zServer has been enhanced to handle passwords ("pass phrases") of length up to the RACF mandated limit of 100 characters. The pass phrases can contain alphanumeric, nationals (@,#,\$), special characters and blanks (trailing blanks will be removed). The initial pass phrase must be set by a RACF administrator.  
3109741 (1110526)
- Any advanced parameters entered for a holder, a scheduler or a user server are now correctly saved to XML.

- The z/Server Session ID support was enabled despite being disabled in configuration file. This is now fixed.  
3138523 (1112812)
- When using the Eclipse JES Explorer function, users are only able to browse and delete jobs they own. That is, jobs that they have submitted.  
3109690 (1109793)
- When using an XML configuration file where the Scheduler port range was invalid z/Server continued to start up when it should have failed, which could result in it terminating abnormally. It now shuts down correctly.
- z/Server now correctly recognizes when a port is unavailable when trying to start a User Server. Rather than fail to start, the User Server attempts to use the next available port in the User Server port range.  
3124411 (1111274)

# Other Issues Resolved in This Release

The numbers listed are the Support Incident Numbers followed by the Reported Problem Incident (RPI) number (in parentheses).

- 2879380 (1107250)
- 2881923 (1109518)
- 2913358 (1110961)
- 3145394 (1113143)
- 3142564 (1112892)
- 3129260 (1111765)
- 3117914 (1111288)
- 3143624 (1113310)

# Unsupported Functionality

This section includes information about features or functionality that are no longer supported.

- The HOSTSIGNS Compiler directive is no longer supported. Micro Focus recommends that you use the following Compiler directives instead: SIGN-FIXUP, HOST-NUMMOVE, and HOST-NUMCOMPARE. This is a change since version 3.0 of this product.

# Installation

## Before Installing

### Downloading the Product

1. Use the download links in your Electronic Product Delivery email.

For more information follow the links for the installation instructions and the End User License Agreement.

## On Windows


### System Requirements for Visual COBOL for Eclipse (Windows)

#### Hardware Requirements

Visual COBOL has the following requirements in addition to the requirements of Eclipse. See the Eclipse documentation for details of its requirements.

The disk space requirements are, approximately:

Visual COBOL
2.6GB

 **Note:** The disk space requirements include the size of the Eclipse IDE and the version of Java and the .NET Framework provided with the Visual COBOL setup file. This includes the space needed to cache information locally so that you can modify the installation without the original source media.


#### Operating Systems Supported

For a list of the supported operating systems, check the *Product Availability* section on the Micro Focus SupportLine Web site: <http://supportline.microfocus.com/prodavail.aspx>.

 **Note:**

- Support for development on Windows 8 and Windows Server 2012 has been discontinued. These platforms are still supported for deployment. Windows 8.1 and Windows Server 2012 R2 are supported.
- Visual COBOL installs fully only on 64-bit Windows platforms. On 32-bit Windows, the setup file does not install some of the components. See *Issues with the Installation in Known Issues and Restrictions*.
- Visual COBOL enables you to produce both 64-bit and 32-bit applications on 64-bit operating systems.

#### Software requirements

 **Note:** This product includes OpenSSL version 1.0.2n.

The setup file will check your machine for whether the prerequisite software is installed and will install any missing prerequisites and the product components.

### Eclipse requirements

- The setup file installs Visual COBOL and the 64-bit Eclipse 4.7.  
Some earlier versions of Eclipse are also supported. See *Installing Visual COBOL into other instances of Eclipse* in the *Advanced Installation Tasks*.
- Visual COBOL installs fully only on 64-bit Windows platforms. On 32-bit Windows, the setup file does not install some of the components. See *Issues with the Installation* in *Known Issues and Restrictions*.
- Visual COBOL supports both the 32-bit and the 64-bit Eclipse. You can use the 64-bit Eclipse to create both 32-bit and 64-bit applications.

### Software requirements

- Oracle's Java Platform (64-bit) version 1.8 or later is required to run the Eclipse IDE; however, the recommended minimum version is Java 1.8.162 (64-bit), which the Windows product installation will install if it detects an older version. Java 7, 8 (32 or 64-bit versions), and Java 9 (64-bit version only) are supported for executing JVM COBOL code and for native COBOL and Java interoperability. You can download Oracle's Java from [Oracle's Web site](#) and install it anywhere on your machine.



**Note:** To skip installing Java 1.8.162 as part of the product installation, run the setup file with the `skipjre=1` command line option.

- Visual COBOL requires:
  - A 32-bit Java installation if using the 32-bit Eclipse.
  - A 64-bit Java installation if using the 64-bit Eclipse.
- The setup file also installs .NET Framework v4.6.1 and the Microsoft's Visual C++ 2010 and 2012 Redistributables.

See *Java Support Restrictions* in the product help for any considerations when using Eclipse and Java.



**Important:** For local servers, you do not need to install the Micro Focus License Administration tool separately, as the setup file installs a new Visual COBOL client and a new licensing server on the same machine.

If you have a network server, you must update the license server before installing the product as the client is not able to communicate with license servers of versions older than 10000.2.660. On Windows, you can check the version of your license server by clicking **Help > About** in the Micro Focus License Administration tool. To check the version of the license server on UNIX, run `/var/microfocuslicensing/bin/mfcesver` or `/var/microfocuslicensing/bin/cesadmintool.sh`.

If Micro Focus License Manager version 10000.2.02070 or older is installed, it must be uninstalled before the product installation or upgrade can continue.


You can download the new version of the license server software from the Micro Focus SupportLine Web site: <http://supportline.microfocus.com>.

### Additional Software Requirements on Windows

To ensure full functionality for some Visual COBOL features, you might be required to obtain and install additional third-party software in addition to the prerequisite software installed automatically by the Visual COBOL setup file.

[Click here](#) to see this information on the Product Documentation pages on Micro Focus SupportLine.

## Product Co-Existence

 **Note:** The following applies to Windows only.

- Visual COBOL and COBOL Server cannot coexist on the same machine.
- Visual COBOL and Enterprise Developer cannot coexist on the same machine regardless of which IDE (Visual Studio or Eclipse) you install.

## Installation Restrictions and Requirements

Before starting the installation you should consider the following:

- Visual COBOL and Enterprise Developer cannot coexist on the same machine.
- You need to be logged in with a user-ID that has write access to the registry structure under HKEY\_LOCAL\_MACHINE, HKEY\_CLASSES\_ROOT, and HKEY\_CURRENT\_USER so the installation software can set the environment appropriately. You also need to be logged on with Administrator privileges.

## On UNIX

### System Requirements for Visual COBOL for Eclipse (UNIX)


#### Hardware Requirements for Visual COBOL for Eclipse

Visual COBOL has the following requirements in addition to the requirements of Eclipse. See the Eclipse documentation for details of its requirements.

The disk space requirements are approximately:

Platform	Installer type	Setup file size	Disk space required for the installation	Disk space required for running the product	Sentinel RMS license server
x86-64 running Red Hat Linux	Micro Focus	905 GB	3.62 GB	1.81 GB	50 MB
x64 running SUSE SLES	Micro Focus	781 GB	3.12 GB	1.56 GB	50 MB

#### Operating Systems Supported

 **Note:** You can produce both 64-bit and 32-bit applications on 64-bit operating systems.

For a list of the supported operating systems, check the *Product Availability* section on the Micro Focus SupportLine Web site: <http://supportline.microfocus.com/prodavail.aspx>.

#### Software Requirements

##### Eclipse requirements

- Visual COBOL installs the 64-bit Eclipse IDE by default and requires a 64-bit Java installation.
- On SUSE 12, you can only install and use the 64-bit version of Visual COBOL.
- On other platforms, Visual COBOL supports both the 32-bit and the 64-bit Eclipse. You can use the 64-bit Eclipse to create both 32-bit and 64-bit applications.



- The setup file installs Visual COBOL and the 64-bit Eclipse 4.7. After the installation, you can install Visual COBOL as a plug-in into other Eclipse installations available on the same machine. The supported versions are 4.6, and 4.7 for both the 32-bit and the 64-bit Eclipse. See *Installing Visual COBOL into other instances of Eclipse*.



**Note:** On Red Hat platforms, you need Red Hat 7 or later, if you want to install Visual COBOL into Eclipse 4.8.

### Other software requirements

Before installing this product, you must have the following software installed on your computer:

- The unzip utility is required by the setup file.
- The "ed", "sed" and "tar" utilities must be installed and added to the PATH.
- The pax archiving utility is required by the setup file. Pax is distributed with most UNIX/Linux systems but, if it is missing, you must install it separately. To verify pax is installed, run `pax --help` or `pax --version` at the command line.
- Required libraries - the 32-bit libraries listed below are required on both 32-bit and on 64-bit Operating Systems for this product to install and work correctly.

If installing on a 64-bit OS, the 32-bit libraries are not installed by default and must be installed before you start the installation.

Library	32-bit Library Name	64-bit Library Name	Platform			
			s390	SUSE 12 <sup>1</sup>	Red Hat 6.x	Red Hat 7
glibc	glibc-*.i686	glibc-*.x86_64	glibc-*.s390		X	X
libgcc	libgcc-*.i686	libgcc-*.x86_64	libgcc-*.s390		X	X
libstdc++	libstdc++-*.i686	libstdc++-*.x86_64	libstdc++-*.s390		X	X
glibc-locale	glibc-locale-32bit	glibc-locale-2	N/A	X		
gtk2	N/A	libgtk-2_0-0-2	N/A	X		
gtk2	N/A	gtk2-tools-2	N/A	X		
gtk2	N/A	libXcomposit e1-0	N/A	X		
gtk2	N/A	libgdk_pixbuf-2_0-0-2	N/A	X		
gtk2	N/A	gdk-pixbuf-query-loaders-2	N/A	X		
gtk2	N/A	libjasper1-1	N/A	X		
gtk2	N/A	gtk2-*.x86_64	N/A		X	X
gtk2-x11	N/A	libgthread-2_0-0-2	N/A	X		
libXtst	N/A	libXtst6-1	N/A	X		

Library	32-bit Library Name	64-bit Library Name	Platform			
			s390	SUSE 12 <sup>1</sup>	Red Hat 6.x	Red Hat 7
libXtst	N/A	libXtst-*.x86_64	N/A		X	X
glibc-devel	glibc-devel-*.i686	glibc-devel-*.x86_64	N/A		X	X
PackageKit-gtk	N/A	PackageKit-gtk-module-*.x86_64	N/A		X	
PackageKit-gtk3	N/A	PackageKit-gtk3-module-*.x86_64	N/A			X
gtk2-engines	N/A	gtk2-engines.*.x86_64	N/A		X	
libcanberra-gtk2	N/A	libcanberra-gtk2-*.x86_64	N/A		X	X
webkitgtk	N/A	webkitgtk.x86_64	N/A		X	
webkitgtk3	N/A	webkitgtk3.x86_64	N/A			X
xterm	Any version	Any version	Any version	X	X	X
unzip	Any version	Any version	Any version	X	X	X
libgnome	N/A	libgnome.x86_64	N/A		X	X
gcc <sup>2</sup>	gcc*.i686	gcc*x86_64	X	X	X	X



**Note:**

- <sup>1</sup> On SuSe 12, you can only install the 64-bit version of Visual COBOL. The glibc-locale-32bit library is still required by the SafeNet Sentinel licensed components.
- \* Additional libraries required to use the core\_on\_error runtime variable. The gdb packages (for the GNU Project Debugger) can be installed from the install media for your OS.
- <sup>2</sup> On Red Hat these libraries are required to enable COBOL to compile.
- Libraries marked with an 'X' are not included in the platform and need to be installed separately.

Visit the [Red Hat Web site](#) for more information.

- Xterm, the terminal emulator for the X Window System, is part of your UNIX/Linux distribution but is not installed by default. Use your UNIX/Linux installation media to install it.
- Oracle's Java Platform (64-bit) version 1.8 or later is required to run the Eclipse IDE; however, the recommended minimum version is Java 1.8.162 (64-bit), which the Windows product installation will install if it detects an older version. Java 7, 8 (32 or 64-bit versions), and Java 9 (64-bit version only) are supported for executing JVM COBOL code and for native COBOL and Java interoperability. You can download Oracle's Java from [Oracle's Web site](#) and install it anywhere on your machine.

Before you start the installation, you need to set the environment as follows:

- You need to set the JAVA\_HOME environment variable. When installing the product, set this variable to a 64-bit Java installation or the installation terminates. For example, execute the following:

```
export JAVA_HOME=java_install_dir
```

where *java\_install\_dir* is the path to the JAVA installation directory such as `/usr/java/javan.n`

- You need to add `$JAVA_HOME/bin` to your system PATH variable. To do this, execute:

```
export PATH=$JAVA_HOME/bin:$PATH
```

- You need to set the LANG environment variable to pick up localized messages. The LANG settings are English and Japanese only.



**Important:** For local servers, you do not need to install the Micro Focus License Administration tool separately, as the setup file installs a new Visual COBOL client and a new licensing server on the same machine.

If you have a network server, you must update the license server before installing the product as the client is not able to communicate with license servers of versions older than 10000.2.660. On Windows, you can check the version of your license server by clicking **Help > About** in the Micro Focus License Administration tool. To check the version of the license server on UNIX, run `/var/microfocuslicensing/bin/mfcesver` or `/var/microfocuslicensing/bin/cesadmintool.sh`.

If Micro Focus License Manager version 10000.2.02070 or older is installed, it must be uninstalled before the product installation or upgrade can continue.

You can download the new version of the license server software from the Micro Focus SupportLine Web site: <http://supportline.microfocus.com>.

## Additional Software Requirements on Linux and UNIX

To ensure full functionality for some Visual COBOL features, you might be required to obtain and install additional third-party software in addition to the prerequisite software installed automatically by the Visual COBOL setup file.

[Click here](#) to see this information on the Product Documentation pages on Micro Focus SupportLine.

### imtkmake

[Back to Top](#)

On AIX v7.2, you must install IBM's patch APAR IJ04075 in order for `imtkmake -genclient` to work correctly. See [http://www.microfocus.com/docs/links.asp?vc=IBM\\_APAR\\_IJ04075](http://www.microfocus.com/docs/links.asp?vc=IBM_APAR_IJ04075) for details about how to install the patch.

### Browser

[Back to Top](#)

Browser versions which can be used for embedded browser support (such as SWT) and their corresponding Eclipse versions are listed [here](#).



**Note:** Eclipse 4.5 and newer support Mozilla 1.4 GTK2 - 1.7.x GTK2, XULRunner 1.8.x - 1.9.x, 3.6.x, 10.x, 24.x and 31.x (but not 2.x nor other unlisted versions), WebKitGTK+ 1.2.x and newer (Eclipse 4.5 support for XULRunner 31.x is not available on Linux due to [Bug 467646](#)). For Eclipse 4.6 you must install a 64-bit browser version.

## UNIX and Linux Installer Issues

- If you reinstall Visual COBOL for Eclipse on a UNIX machine, it is possible that Eclipse will start without loading the Micro Focus features. To solve this, you must delete the `.eclipse` folder in your home directory and restart Visual COBOL.

## Installing on Linux

On Linux, the RPM installer for Visual COBOL for Eclipse installs a 64-bit version of Java. When you start the installation, if the 32-bit version of Java is already installed on your Linux machine, you might not be able to install Visual COBOL. This is a *known issue* with the Oracle Java installers for Linux which prevents you from installing both the 32-bit and the 64-bit versions of Java on the same machine. To work around this problem:

- Download the 64-bit Java distribution in a compressed .tar format from the Oracle Web site.
- Untar the distribution into a location different from the one used for the 32-bit Java version. For example, untar in `/usr/local/java64` and not in `/usr/local/java`.
- Set `JAVA_HOME` and `LD_LIBRARY_PATH` to the 64-bit version of Java so that it is used to install and run Visual COBOL.

## Installing while using AFS/Kerberos authentication

If you are using AFS/Kerberos authentication to log onto your Linux system then you need to ensure you have a local user ID which SOA and Visual COBOL components of the product can use. This user ID must be set up prior to running the installer. When running the installer you need to specify `-ESadminID=[User ID]` on the command line so it is used by the installer.

## License Server

You need to configure the computer hostname to ensure the license server will start properly.

To avoid performance issues, "localhost" and the computer hostname must not both be mapped to IP address 127.0.0.1. You should only map "localhost" to IP address 127.0.0.1.

The following is an example of how to specify these entries correctly in the `/etc/hosts` file:

```
127.0.0.1 localhost.localdomain localhost
IP machinelonghostname machineshorthostname
```

where *IP* is the unique IP address of the computer in `xx.xx.xx.xx` format.

# Basic Installation

The instructions in this section apply when you are performing a basic installation of this product for the first time. If you are an administrator, you can perform a basic installation on a local machine before performing a more advanced installation when rolling out the product to developers within your organization.

For considerations when installing this product as an upgrade, for additional installation options or non-default installations, see *Advanced Installation Tasks* in your product Help.

## On Windows

### Installing on Windows



#### Note:


- This version of the product is a full install.
- If you have an earlier version of Visual COBOL installed on your machine, check *Installing as an Upgrade* before you start the installation - see *Advanced Installation Tasks*.

These are the steps to install Visual COBOL:

1. Run the `vce_40.exe` file and follow the wizard instructions to complete the installation.


By default, this installs Visual COBOL in the `%ProgramFiles(x86)%\Micro Focus\Visual COBOL` folder and installs a full version of Eclipse 4.7 64-bit, with the Micro Focus plugins already installed, in the `C:\Users\Public\Micro Focus\Product Name\eclipse` directory.

The setup file installs any missing prerequisite software as listed in the topic *Software Requirements*.

 **Note:** See *Advanced Installation Tasks* for information about non-default installation tasks. For example, to stop the product installation from installing the version of Java shipped with the product, run the setup file from the command line with the `skipjre=1` command line option; otherwise, if the installation detects a version of Java older than the shipped version, it will install the shipped version.

## On UNIX

### Installing the software

 **Note:** Micro Focus offers two types of installers on UNIX and Linux - a proprietary Micro Focus installer for installing Visual COBOL on UNIX and Linux and a standard RPM (RPM Package Manager) installer for installing Visual COBOL on Linux. See your product Help for instructions on how to use the RPM installer.

These are the steps to install this product using the Micro Focus installer:

1. Give execute permissions to the setup file:

```
chmod +x setup_visualcobol_deveclipse_4.0_platform
```

2. Run the setup file with superuser permissions:


```
./setup_visualcobol_deveclipse_4.0_platform
```

If you don't run this as superuser, you are prompted to enter the superuser password during the install.

The COBOL environment is installed by default into `/opt/microfocus/VisualCOBOL`, (`COBDIR`). A full version of Eclipse, with the Micro Focus plugins already installed, is present in the `COBDIR/eclipse` directory.

To install in a different location use the `-installlocation="Location"` parameter to specify an alternative directory location. For example:

```
./setup_visualcobol_deveclipse_4.0_platform -installlocation="full path of new location"
```

 **Note:** You can use variables when specifying an absolute path for `-installlocation`. For example, the following examples are equivalent:

```
-installlocation="/home/myid/installdir"
```

```
-installlocation="$HOME/installdir"
```

You can see details about which additional parameters can be passed to the install script if you enter the `-help` option.

 **Note:**

- The installation of this product could affect the SafeNet Sentinel licensed components running on your machine. During installation licensing is shutdown to allow files to be updated. To ensure the processes running on your machine are not affected, you need to use the `-skipsafenet` option, which skips the installation of SafeNet:

```
./setup_visualcobol_deveclipse_4.0_platform -skipsafenet
```


- To protect the SafeNet Sentinel installation from accidental updating you can create an empty file named `SKIP_SAFENET_INSTALL` in `/var/microfocuslicensing/` as follows:

```
touch /var/microfocuslicensing/SKIP_SAFENET_INSTALL
```

While the file is present, the SafeNet installer does not make changes to the installation or shutdown the running license daemons. If licensing needs to be updated later, remove the file and install Sentinel RMS server manually.

## Setting up the environment

If you have installed the product to a directory other than the default one, you need to set the environment as described below.


 **Note:** The default directory is `/opt/microfocus/Visual COBOL/`.

1. To set up your product, execute:

```
. <product-install-dir>/bin/cobsetenv
```

2. To verify that your product is installed, execute:

```
cob -V
```

 **Important:** These commands set the environment only for the current shell. You need to execute them for each new shell that you start.


To avoid having to run `cobsetenv` for every shell, add these commands to the shell initialization files (such as `/etc/profile`, `/etc/bashrc`).

Note that `cobsetenv` is only compatible with POSIX-like shells, such as `bash`, `ksh`, or `XPG4 sh`. It is not compatible with C-shell or pre-XPG4 Bourne shell.

## Starting the product

To start Eclipse:

- If you are using a GUI interface, double-click the product icon (automatically installed on your desktop).

 **Note:** The installer automatically creates a shortcut icon for the product on the desktop for the user for which you ran the install script. If you need to create desktop icons for other users' desktops on the same machine, or if the icon was not created on the desktop for the root user, run the following shell script as the user you need to login as: `$COBDIR/bin/createdesktopicon.sh`

- If you are using a non-GUI interface, such as a terminal emulator, type the following from a command prompt:

```
eclipse
```

## Advanced Installation Tasks

This section includes instructions about how to perform a non-default installation, install this product as an upgrade, or about how to install the additional components.

The advanced installation tasks include:

- *Installing as an Upgrade* - included in these Release Notes
- *Command line installation options* - included in these Release Notes
- *Installing using an RPM installer on Linux* - available in the product Help and on the Product Documentation pages on Micro Focus SupportLine
- *Installing into other instances of Eclipse* - available in the product Help and on the Product Documentation pages on Micro Focus SupportLine
- *Installing on Microsoft Terminal Server and Citrix* - available in the product Help and on the Product Documentation pages on Micro Focus SupportLine

See this information on the Product Documentation pages on Micro Focus SupportLine - for Visual COBOL for Eclipse for Windows [click here](#) and for Visual COBOL for Eclipse for UNIX [click here](#).

[Click here](#) to see this information on the Product Documentation pages on Micro Focus SupportLine for Visual COBOL Development Hub.

## On Windows

### Installing as an Upgrade

Installing this release as an upgrade will automatically uninstall any Patch Updates of the older version of the product you have installed on your machine.

- Before installing this release as an upgrade, ensure you create a back-up of your Enterprise Server configuration. To do this, on the Enterprise Server Administration home page, click **Export** and then select **Export Enterprise Server configuration and Security Manager definitions**. This creates a backup folder in the `c:\programdata\micro focus\Enterprise Developer\MFDS`. You can restore the Enterprise Server configuration after installing this release - click Import on the Enterprise Server Administration home page.

### Visual COBOL Installation Options

You can install Micro Focus products silently by specifying `/q` at the command line and using command line parameters to specify the installation directory (`installfolder=path`), user information, and which features to install. You must execute the command with superuser permissions.

To see what parameters you can use, execute the following from the command line:

```
install-file /help
```

where *install-file* for the following products is as follows:

**Visual COBOL** `vce_40.exe`

See the *Examples* section further in this topic for examples of some of the parameters you can use.

#### Directory considerations

- You must have read and write access for every directory accessed during the installation.
- You can override the default installation folder using the `InstallFolder` parameter.
- Installing creates a group of log files prefixed `Micro_Focus_` in the `%temp%` folder, by default. To change the location or name, use the `/log` parameter on your Setup command line and specify the path and file name, for example:

```
/log drive:\path\LogFilename
```

#### Installing silently

Use the `/q` parameter to install silently:

```
start /wait install-file.exe /q [parameters]
```

#### Examples

- To silently install Visual COBOL into a directory other than the default:  

```
start /wait vce_40.exe /q InstallFolder=c:\DirectoryName
```
- If you want to silently install the Eclipse IDE in a location other than the default, execute:  

```
start /wait vce_40.exe /q InstallFolder2=c:\EclipseInstallDirectory
```
- To skip installing JRE when installing Visual COBOL:  

```
start /wait vce_40.exe /q skipjre=1
```

# On UNIX


## Installing as an upgrade

This release works concurrently with the previous version of Visual COBOL, so you do not need to uninstall it.

Install the latest version in a different location and set the environment to point to it. To do this, run the Visual COBOL installer with the `-installlocation` option:

1. Execute the following command:

```
./InstallFile -installlocation="/opt/microfocus/VisualCOBOL_eclipse"
```


 **Note:** You can use variables when specifying an absolute path for `-installlocation`. For example, the following examples are equivalent:

```
-installlocation="/home/myid/installdir"
```

```
-installlocation="$HOME/installdir"
```

2. Execute `cobsetenv` to set the environment and point to the new install location:

```
./<product-install-dir>/bin/cobsetenv
```


 **Note:** `cobsetenv` is only compatible with POSIX-like shells, such as `bash`, `ksh`, or `XPG4 sh`. It is not compatible with `C-shell` or `pre-XPG4 Bourne shell`.

## Installation Options

### Installing into a different location

To install in a different location use the `-installlocation="Location"` parameter to specify an alternative directory location. For example:

```
./setup_visualcobol_deveclipse_4.0_platform -installlocation="full path of new location"
```

 **Note:** You can use variables when specifying an absolute path for `-installlocation`. For example, the following examples are equivalent:

```
-installlocation="/home/myid/installdir"
```

```
-installlocation="$HOME/installdir"
```

You can see details about which additional parameters can be passed to the install script if you enter the `-help` option.

### Skip Java Check


To skip the Java version check, use the `-skipjavachk` option. This skips the parts of the installation that require Java, for example, the Eclipse installation. This can be used when you do not have Java on your path and want to perform a custom installation. You can then manually configure the plug-ins as required:

```
./setup_visualcobol_deveclipse_4.0_platform -skipjavachk
```

### Skip Installing Eclipse

To skip the installation of Eclipse, use the `-skipeclipse` option. This enables you to install Visual COBOL into your own version of Eclipse.

```
./setup_visualcobol_deveclipse_4.0_platform -skipeclipse
```

 **Note:** You need to install the COBOL plug-ins manually.



## Installing into a 32-bit Version of Eclipse

To skip the installation of the shipped Eclipse version but still install the plug-ins, use the `-32bit` option. This enables you to install your own 32-bit version of Eclipse and manually install the required Visual COBOL components.

```
./setup_visualcobol_deveclipse_4.0_platform -32bit
```

## Configuring Enterprise Server

You can use the following options to configure the Enterprise Server installation: [ `-ESsysLog="Y/N"` ] [ `-ESadminID="User ID"` ] [ `-CASrtDir="location"` ], where:

- ESsysLog** Use this to enable ("Y") or disable ("N") Enterprise Server system logging. Logging is enabled by default. Log files are saved in `/var/mfcobol/logs`.
- ESadminID** Sets the Enterprise Server System Administrator Process User ID from the command line - for example, `-ESadminID="esadm"`. The default user ID is the one that runs the installer.
- CASrtDir** Specifies the location where the Enterprise Server run-time system files are placed - for example, `-CASrtDir="/home/esuser/casrt/es"`. The default location is `/var/mfcobol/es`.

## Installing Silently

You can install Micro Focus products silently by using command line parameters to specify the installation directory, user information, and which features to install. You must execute the command with superuser permissions.

You can use the following command line arguments to install silently on UNIX/Linux. You need to execute the commands as root:

```
-silent -IacceptEULA
```

For example, execute:

```
setup_filename -silent -IacceptEULA
```

# After Installing

- See *Changes in Behavior or Usage* in your product documentation and in the Release Notes for important information about changes in this release that might affect existing applications.
- Check the *Product Documentation* section of the [Micro Focus SupportLine Web site](#) for any updates to the documentation which might have been uploaded.

# On Windows

## Configuring Visual COBOL

If you have used Eclipse from the same workspace before, the Eclipse perspective settings are not reset after installing any Micro Focus product. To pick up any new features, you must reset the perspective you are working with after installation:

1. Open the existing workspace with this product.  
You may receive some warnings or errors which you can ignore.
2. Make sure you are in the perspective you need to reset by clicking **Window > Perspective > Open Perspective > Other**.
3. From the **Open Perspective** dialog box, click the perspective you want to reset.

4. Click **OK**.
5. Click **Window > Perspective > Reset Perspective**.
6. When prompted, click **Yes**.
7. Reapply any customizations.

## Installing X Windows on Windows

Some features of Visual COBOL for Eclipse on Windows require an X Windows installation, hence Micro Focus ViewNowX is provided with the product.

To install ViewNowX:

1. Using Windows Explorer, navigate to the folder that contains the ViewNowX executable. By default, this is `%ProgramFiles(x86)%\Micro Focus\Visual COBOL\ViewNowX`.
2. Execute `ViewNow_X_Server.exe` and then `vnx_HF_11327.msp` in that folder.

ViewNowX requires that your client machine has Microsoft Visual C++ 2008 SP1 Redistributable Package (x86) installed. If it is missing from your machine, the ViewNowX installation will offer a link to download the package.

## Repairing on Windows

If any product files, registry settings or shortcuts are accidentally removed at any point, you can perform a repair on the installation to replace them.

To repair your installation on versions of Windows Vista or later:

1. From the **Control Panel**, click **Uninstall a program** under **Programs**.
2. Right-click your Micro Focus product and select **Repair**.


## Uninstalling

### Windows

To uninstall the product, you cannot simply delete its files from your hard disk. To uninstall the product:

1. Log in with the same user-ID as you used when you installed the product.
2. Click **Uninstall a program** under **Programs** in **Control Panel**.
3. Select the product and click **Remove** or **Uninstall** as appropriate.

When you uninstall, the only files deleted are those that the installation software installed. If the product directory has not been removed, delete any unwanted files and subdirectories within it using Windows Explorer.

 **Important:** The installer creates separate installations for Micro Focus Visual COBOL and Micro Focus License Administration. Uninstalling only Visual COBOL does not automatically uninstall the Micro Focus License Administration or any of the prerequisite software.

To completely remove the product you must uninstall the Micro Focus License Administration as well.

You can optionally remove the prerequisite software. For instructions, check the documentation of the respective software vendor.

To silently uninstall the product, you need the setup file and you need to execute the following at the command line:

```
start /wait install-file.exe /quiet /uninstall
```

## On UNIX

## Configuring Visual COBOL

If you have used Eclipse from the same workspace before, the Eclipse perspective settings are not reset after installing any Micro Focus product. To pick up any new features, you must reset the perspective you are working with after installation:

1. Open the existing workspace with this product.  
You may receive some warnings or errors which you can ignore.
2. Make sure you are in the perspective you need to reset by clicking **Window > Perspective > Open Perspective > Other**.
3. From the **Open Perspective** dialog box, click the perspective you want to reset.
4. Click **OK**.
5. Click **Window > Perspective > Reset Perspective**.
6. When prompted, click **Yes**.
7. Reapply any customizations.

## Configuring the Environment for Developing RDBMS Applications on UNIX



### Note:

- If you are working with remote projects, you need to configure the environment before you start the remote server process.
- On UNIX, if you are working with local projects, you need to configure the environment before you start Eclipse.

1. Ensure the COBOL and the third-party software environments are set.
2. Set up the RDBMS environment.

Refer to your RDBMS vendor documentation for details.

3. Set COBCPY as required in order for the IDE to locate any copybooks that are external to your project.
4. If working with Pro\*COBOL/Cobsql applications you need to set COBOPT. This sets the appropriate linker options for the platform and the COBOL working mode:

To do this, execute the following at the command line:

```
$COBDIR/src/oracle/set_cobopt_oracle  
COBOPT=$PWD/cobopt.ora  
export COBOPT
```

## Repairing

If a file in the installation of the product becomes corrupt, or is missing, we recommend that you reinstall the product.

## Uninstalling



**Note:** Before you uninstall the product, ensure that the Enterprise Server instances and the Micro Focus Directory Service (MFDS) are stopped.

To uninstall this product:

1. Execute as root the `Uninstall_VisualCOBOLeclipse4.0.sh` script in the `$COBDIR/bin` directory.



**Note:** The installer creates separate installations for the product and for Micro Focus License Administration. Uninstalling the product does not automatically uninstall the Micro Focus License Administration or the prerequisite software. To completely remove the product you must uninstall the Micro Focus License Administration as well.

To uninstall Micro Focus License Administration:

1. Execute as root the `UnInstallMFLicenseServer.sh` script in the `/var/microfocuslicensing/bin` directory.

The script does not remove some of the files as they contain certain system settings or licenses.

You can optionally remove the prerequisite software. For instructions, check the documentation of the respective software vendor.

# Licensing Information



## Note:

- When you activate Visual COBOL Personal Edition, you can use it for a limited period of 365 days. After this period, you can either register a new Personal Edition license for 365 days or acquire a valid license either for a 30-day trial or full license of Visual COBOL in order to continue using the product.
- If you have purchased licenses for a previous release of this product, those licenses will also enable you to use this release.
- The latest version of the SafeNet licensing software is required. See the *Software Requirements* section in this document for more details.
- If you are unsure of what your license entitlement is or if you wish to purchase additional licenses, contact your sales representative or [Micro Focus SupportLine](#).

## To buy and activate a full unlimited license

To buy a license for Visual COBOL, contact your sales representative or Micro Focus SupportLine.

For instructions on using the Micro Focus Licensing Administration Tool, see *Licensing* in the Visual COBOL help.

## To start Micro Focus License Administration

### Windows

#### Windows 8.1

- From the Windows **Start** screen, click the **License Administration** tile

#### Windows 10 and Later

- From your Windows desktop, click **Start > Micro Focus License Manager > License Administration**

### UNIX

Log on as root, and from a command prompt type:

```
/var/microfocuslicensing/bin/cesadmintool.sh
```

## Installing licenses

You need either a license file (with a `.mfllic` extension) or an authorisation code which consists of a string of 16 alphanumeric characters.

## If you have a license file

### Windows

1. Start Micro Focus License Administration.
2. Click the **Install** tab.

3. Do one of the following:

- Click **Browse** next to the **License file** field and select the license file (which has an extension of `.mflic`).
- Drag and drop the license file from Windows Explorer to the **License file** field.
- Open the license file in a text editor, such as Notepad, then copy and paste the contents of the file into the box below the **License file** field.

4. Click **Install Licenses**.

Alternatively, you can install the license file from within the IDE as follows:

1. Start Visual COBOL.
2. Click **Help > Micro Focus > Product Licensing** to open the **Product Licensing** dialog box.
3. Ensure **I have a full Visual COBOL license** is checked.
4. Click **Browse** next to the **License file** field.
5. Select the license file (which has an extension of `.mflic`), and then click **Open**.
6. Click **Finish** to install the license.

## UNIX

1. Start the Micro Focus License Administration tool and select the **Manual License Installation** option by entering 4.
2. Enter the name and location of the license file.

# If you have an authorization code

## Authorizing your product when you have an Internet connection



### Note:

- It is not possible to install licenses remotely. You must be logged into the machine on which you are installing the licenses.

The following procedure describes how to authorize your product using a local or network license server. The license server is set up automatically when you first install the product.

## Windows

1. Start Micro Focus License Administration.
2. Click the **Install** tab.
3. Type the authorization code in the **Enter authorization code** field.
4. Click **Authorize**.

If you change the name of the machine running your license server after it has granted licenses, the licenses stop working.

## UNIX

1. Start Micro Focus License Administration.
2. Select the **Online Authorization** option by entering 1 and pressing **Enter**.
3. Enter your authorization code at the **Authorization Code** prompt and then press **Enter**.

## Authorizing your product when you don't have an Internet connection

This method of authorization is required if the machine you want to license does not have an Internet connection or if normal (automatic) authorization fails.

## Windows

1. Start Micro Focus License Administration.
2. Click **Manual Authorization** on the Install page.
3. Make a note of the contents of the **Machine ID** field. You will need this later.
4. Do one of the following:
  - If your machine has an Internet connection, click the SupportLine Web link in the Manual Authorization Information window.
  - If your machine does not have an Internet connection, make a note of the Web address and type it into a Web browser on a machine that has an Internet connection.

The Micro Focus SupportLine Manual product authorization Web page is displayed.

5. Type the authorization code in the **Authorization Code** field. The authorization code is a 16-character alphanumeric string supplied when you purchased your product.
6. Type the Machine ID in the **Machine ID** field.
7. Type your email address in the **Email Address** field.
8. Click **Generate**.
9. Copy the generated license string (or copy it from the email) and paste it into the box under the **License file** field on the Install page.
10. Click **Install Licenses**.

## UNIX

In order to authorize your product you must have the following:

- Access to a computer which is connected to the Internet.
- Your authorization code (a 16-character alphanumeric string).
- The machine ID. To get this, start the Micro Focus License Administration tool and select the **Get Machine Id** option by inputting 6. Make a note of the "Old machine ID".

If you have previously received the licenses and put them in a text file, skip to step 6.

1. Open the Micro Focus license activation web page <http://supportline.microfocus.com/activation> in a browser.
2. Enter your authorization code and old machine ID and, optionally, your email address in the **Email Address** field.
3. Click **Generate**.
4. Copy the licenses strings from the web page or the email you receive into a file.
5. Put the license file onto your target machine.
6. Start the Micro Focus License Administration tool and select the **Manual License Installation** option by inputting 4.
7. Enter the name and location of the license file.

## To obtain more licenses

If you are unsure of what your license entitlement is or if you wish to purchase additional licenses for Visual COBOL, contact your sales representative or Micro Focus SupportLine.

# Updates and SupportLine

Our Web site gives up-to-date details of contact numbers and addresses.

## Further Information and Product Support

Additional technical information or advice is available from several sources.

The product support pages contain a considerable amount of additional information, such as:

- The *Product Updates* section of the Micro Focus SupportLine Web site, where you can download fixes and documentation updates.
- The *Examples and Utilities* section of the Micro Focus SupportLine Web site, including demos and additional product documentation.
- The *Support Resources* section of the Micro Focus SupportLine Web site, that includes troubleshooting guides and information about how to raise an incident.

To connect, enter <http://www.microfocus.com> in your browser to go to the Micro Focus home page, then click **Support & Services > Support Resources > All Support Resources**. In the **Browse by Product** field, click the product you require support for. Click **Log into SupportLine**.



**Note:** Some information may be available only to customers who have maintenance agreements.

If you obtained this product directly from Micro Focus, contact us as described on the Micro Focus Web site, [www.microfocus.com](http://www.microfocus.com). If you obtained the product from another source, such as an authorized distributor, contact them for help first. If they are unable to help, contact us.

Also, visit:

- The Micro Focus Community Web site, where you can browse the Knowledge Base, read articles and blogs, find demonstration programs and examples, and discuss this product with other users and Micro Focus specialists. See <http://community.microfocus.com>.
- The Micro Focus YouTube channel for videos related to your product - see <https://www.youtube.com/user/MicroFocusIntl>.

## Information We Need

However you contact us, please try to include the information below, if you have it. The more information you can give, the better Micro Focus SupportLine can help you. But if you don't know all the answers, or you think some are irrelevant to your problem, please give whatever information you have.

- The name and version number of all products that you think might be causing a problem.
- Your computer make and model.
- Your operating system version number and details of any networking software you are using.
- The amount of memory in your computer.
- The relevant page reference or section in the documentation.
- Your serial number. To find out these numbers, look in the subject line and body of your Electronic Product Delivery Notice email that you received from Micro Focus.

On Windows, if you are reporting a protection violation you might be asked to provide a dump ( `.dmp` ) file. To produce a dump file you use the **Unexpected Error** dialog box that is displayed when a protection violation occurs. Unless requested by Micro Focus SupportLine, leave the dump setting as `Normal`



(recommended), click **Dump**, then specify a location and name for the dump file. Once the dump file has been written you can email it to Micro Focus SupportLine.

Alternatively, you might be asked to provide a log file created by the Consolidated Tracing Facility (CTF) - a tracing infrastructure that enables you to quickly and easily produce diagnostic information detailing the operation of a number of Micro Focus software components.

On Windows, you can use the Micro Focus SupportLine Support Scan Utility, MFSupportInfo, to create either:

- a `.log` file that contains the details about your environment, Micro Focus SupportLine products, and settings.
- a `.zip` archive that includes the same information as the `.log` file plus some product configuration files from `c:\ProgramData` and the product installation log files.

MFSupportInfo.exe is stored in `<install-dir>\bin`.

To run MFSupportInfo:

1. Start a 32-bit Enterprise Developer command prompt.
2. Enter `MFSupportInfo` at the command prompt to start the utility.
3. Create a `.log` file or a `.zip` archive as follows:

- a. To create a `.log` file, click **File > Save**.

This prompts to save the `.log` file, `MFSupportInfo_Log_MachineName_YYYY-MM-DD_HH-MM-SS.log`, in the `%temp%` directory.

- b. To create a `.zip` archive, click **Tools > Create Zip Package**.

This creates a `.zip` archive, `MFSupportInfo_Log_MachineName_YYYY-MM-DD_HH-MM-SS.zip`, in the `%temp%` directory.

4. Send the diagnostic information to your Micro Focus SupportLine representative:

The following requires an Internet connection and an Email client:

- a. Click **Tools > Email Log to SupportLine** to open the **Email Log** dialog box.
- b. Fill in the required fields and click **Send**.

If the machine is not connected to the Internet or if there are no Email clients installed, copy either the `.log` file or the `.zip` archive to a machine that is connected to the Internet. Use your Email client to email the files to Micro Focus SupportLine at [supportline@microfocus.com](mailto:supportline@microfocus.com) together with the Support Incident (SI) number, if available, and any additional details that might be useful to diagnose the issues that you are experiencing.

On UNIX, you can use the Micro Focus UNIX Support Scan Utility, `mfsupport`, to create a log file that contains the details about your environment, product, and settings. The `mfsupport` script is stored in `$(COBDIR)/bin`.

To run `mfsupport`:

1. Start a UNIX shell.
2. Set `COBDIR` to the product with issues.
3. Execute `mfsupport` from a directory where you have write permissions.

This creates a log file, `mfpoll.txt`, in that directory.

4. When the script finishes, send the `mfpoll.txt` file to your Micro Focus SupportLine representative.



**Note:**

If `COBDIR` is set to a location that does not contain `etc/cobver`, the script outputs the contents of `/opt/microfocus/logs/MicroFocusProductRegistry.dat` which keeps a list of the installed Micro Focus products.

## Creating Debug Files

If you encounter an error when compiling a program that requires you to contact Micro Focus SupportLine, your support representative might request that you provide additional debug files (as well as source and data files) to help us determine the cause of the problem. If so, they will advise you how to create them.

# Copyright and Disclaimer

© Copyright 2019 Micro Focus or one of its affiliates.

The only warranties for this product and any associated updates or services are those that may be described in express warranty statements accompanying the product or in an applicable license agreement you have entered into. Nothing in this document should be construed as creating any warranty for a product, updates, or services. The information contained in this document is subject to change without notice and is provided "AS IS" without any express or implied warranties or conditions. Micro Focus shall not be liable for any technical or other errors or omissions in this document. Please see the product's applicable end user license agreement for details regarding the license terms and conditions, warranties, and limitations of liability.

Any links to third-party websites take you outside Micro Focus websites, and Micro Focus has no control over and is not responsible for information on third party sites.