

KeyView

Software Version 12.1

Filter SDK .NET Programming Guide



Document Release Date: October 2018
Software Release Date: October 2018

Legal notices

Copyright notice

© Copyright 2016-2018 Micro Focus or one of its affiliates.

The only warranties for products and services of Micro Focus and its affiliates and licensors ("Micro Focus") are set forth in the express warranty statements accompanying such products and services. Nothing herein should be construed as constituting an additional warranty. Micro Focus shall not be liable for technical or editorial errors or omissions contained herein. The information contained herein is subject to change without notice.

Documentation updates

The title page of this document contains the following identifying information:

- Software Version number, which indicates the software version.
- Document Release Date, which changes each time the document is updated.
- Software Release Date, which indicates the release date of this version of the software.

You can check for more recent versions of a document through the [MySupport portal](#). Many areas of the portal, including the one for documentation, require you to sign in with a Software Passport. If you need a Passport, you can create one when prompted to sign in.

Additionally, if you subscribe to the appropriate product support service, you will receive new or updated editions of documentation. Contact your Micro Focus sales representative for details.

Support

Visit the [MySupport portal](#) to access contact information and details about the products, services, and support that Micro Focus offers.

This portal also provides customer self-solve capabilities. It gives you a fast and efficient way to access interactive technical support tools needed to manage your business. As a valued support customer, you can benefit by using the MySupport portal to:

- Search for knowledge documents of interest
- Access product documentation
- View software vulnerability alerts
- Enter into discussions with other software customers
- Download software patches
- Manage software licenses, downloads, and support contracts
- Submit and track service requests
- Contact customer support
- View information about all services that Support offers

Many areas of the portal require you to sign in with a Software Passport. If you need a Passport, you can create one when prompted to sign in. To learn about the different access levels the portal uses, see the [Access Levels descriptions](#).

Contents

Part I: Overview of Filter SDK	9
Chapter 1: Introducing Filter SDK	10
Overview	10
Features	10
Platforms, Compilers, and Dependencies	11
Supported Platforms	11
Supported Compilers	11
Software Dependencies	12
Windows Installation	13
UNIX Installation	14
Package Contents	15
License Information	16
Enable Advanced Document Readers	16
Update License Information	16
Directory Structure	17
Chapter 2: Getting Started	19
Architectural Overview	19
Enhance Performance	21
File Caching	21
Filtering	22
Subfile Extraction	22
Use the .NET Implementation of the API	22
Input/Output Operations	22
Filter in File or Stream Mode	23
Multithreaded Filtering	24
The Filter Process Model	24
Persist the Child Process	25
Run Filter In Process	26
Run File Extraction Functions Out of Process	27
Out-of-Process Logging	27
Enable Out-of-Process Logging	27
Set the Verbosity Level	28
Enable Windows Minidump	28
Keep Log Files	29
Run File Detection In or Out of Process	29
Specify the Process Type In the formats.ini File	29
Specify the Process Type In the API	29
Part II: Use Filter SDK	31
Chapter 3: Use the File Extraction API	32

Introduction	32
Extract Subfiles	33
Sanitize Absolute Paths	34
Extract Images	35
Recreate a File's Hierarchy	35
Create a Root Node	35
Example	36
Extract Mail Metadata	37
Default Metadata Set	37
Extract the Default Metadata Set	38
Microsoft Outlook (MSG) Metadata	39
Extract MSG-Specific Metadata	40
Microsoft Outlook Express (EML) and Mailbox (MBX) Metadata	40
Extract EML- or MBX-Specific Metadata	40
Lotus Notes Database (NSF) Metadata	41
Extract NSF-Specific Metadata	41
Microsoft Personal Folders File (PST) Metadata	41
MAPI Properties	41
Extract PST-Specific Metadata	42
Exclude Metadata from the Extracted Text File	43
Extract Subfiles from Outlook Files	43
Extract Subfiles from Outlook Express Files	43
Extract Subfiles from Mailbox Files	43
Extract Subfiles from Outlook Personal Folders Files	44
Use the Native or MAPI-based Reader	44
Use the Native PST Reader (pstnsr)	45
Use the MAPI Reader (pstsar)	45
System Requirements	46
MAPI Attachment Methods	46
Open Secured PST Files	47
Detect PST Files While the Outlook Client is Running	47
Extract Subfiles from Lotus Domino XML Language Files	47
Extract Subfiles from Lotus Notes Database Files	48
System Requirements	48
Installation and Configuration	49
Windows	49
Solaris	49
AIX 5.x	50
Linux	50
Open Secured NSF Files	51
Format Note Subfiles	51
Extract Subfiles from PDF Files	51
Improve Performance for PDFs with Many Small Images	51
Extract Embedded OLE Objects	51
Extract Subfiles from ZIP Files	52
Default File Names for Extracted Subfiles	52

Default File Name for Mail Formats	52
Default File Name for Embedded OLE Objects	53
Chapter 4: Use the Filter API	55
Generate an Error Log	55
Enable or Disable Error Logging	56
Change the Path and File Name of the Log File	56
Report Memory Errors	57
Specify a Memory Guard	57
Report the File Name in Stream Mode	57
Specify the Maximum Size of the Log File	58
Extract Metadata	58
Extract Metadata for File Filtering	59
Extract Metadata for Stream Filtering	59
Example	59
Convert Character Sets	61
Determine the Character Set of the Output Text	61
Guidelines for Character Set Conversion	61
Set the Character Set During Filtering	62
Set the Character Set During Subfile Extraction	62
Prevent the Default Conversion of a Character Set	63
Extract Deleted Text Marked by Tracked Changes	63
Filter PDF Files	64
Filter PDF Files to a Logical Reading Order	64
Enable Logical Reading Order	65
Use the API	65
Use the formats.ini File	66
Rotated Text	67
Extract Custom Metadata from PDF Files	67
Skip Embedded Fonts	68
Use the formats.ini File	68
Use the .NET API	68
Control Hyphenation	68
Filter Spreadsheet Files	69
Filter Worksheet Names	69
Filter Hidden Text in Microsoft Excel Files	69
Specify Date and Time Format on UNIX Systems	70
Filter Very Large Numbers in Spreadsheet Cells to Precision Numbers	70
Extract Microsoft Excel Formulas	70
Filter HTML Files	72
Filter XML Files	73
Configure Element Extraction for XML Documents	73
Modify Element Extraction Settings	74
Use an Initialization File	74
Modify Element Extraction Settings in the kvxconfig.ini File	74
Specify an Element's Namespace and Attribute	76
Add Configuration Settings for Custom XML Document Types	76

Configure Headers and Footers	77
Tab Delimited Output for Embedded Tables	77
Exclude Japanese Guide Text	77
Source Code Identification	78
Chapter 5: Sample Programs	79
FilterTestDotNet	79
TestExtract	79
TestFilter	81
Appendixes	84
Appendix A: Supported Formats	85
Supported Formats	85
Archive Formats	86
Binary Format	88
Computer-Aided Design Formats	89
Database Formats	90
Desktop Publishing	91
Display Formats	91
Graphic Formats	92
Mail Formats	96
Multimedia Formats	99
Presentation Formats	102
Spreadsheet Formats	105
Text and Markup Formats	107
Word Processing Formats	108
Appendix B: Detected Formats	114
Detected Formats	115
Appendix C: Character Sets	175
Multibyte and Bidirectional Support	175
Coded Character Sets	183
Appendix D: Extract and Format Lotus Notes Subfiles	189
Overview	189
Customize XML Templates	189
Use Demo Templates	190
Use Old Templates	190
Disable XML Templates	190
Template Elements and Attributes	191
Conditional Elements	191
Control Elements	192
Data Elements	193
Date and Time Formats	196
Lotus Notes Date and Time Formats	196
KeyView Date and Time Formats	197
Appendix E: File Format Detection	202

Introduction	202
Extract Format Information	202
Determine Format Support	202
Example formats.ini file entries	203
Refine Detection of Text Files	203
Allow Consecutive NULL Bytes in a Text File	204
Translate Format Information	205
Distinguish Between Formats	205
Determine a Document Reader	206
Category Values in formats.ini	206
Appendix F: List of Required Files for Redistribution	250
Core Files	250
Support Files	251
Document Readers	252
Appendix G: Develop a Custom Reader	259
Introduction	259
How to Write a Custom Reader	260
Naming Conventions	260
Basic Steps	261
Token Buffer	261
Macros	262
Reader Interface	263
Function Flow	263
Example Development of fffFillBuffer()	264
Implementation 1—fpFillBuffer() Function	264
Structure of Implementation 1	265
Problems with Implementation 1	265
Implementation 2—Processing a Large Token Stream	265
Structure of Implementation 2	266
Problems with Implementation 2	267
Boundary Conditions	267
Implementation 3—Interrupting Structured Access Layer Calls	268
Structure of Implementation 3	270
Development Tips	270
Functions	271
xxxsrAutoDet()	271
xxxAllocateContext()	272
xxxFreeContext()	273
xxxInitDoc()	273
xxxFillBuffer()	274
xxxGetSummaryInfo()	275
xxxOpenStream()	276
xxxCloseStream()	277
xxxCharSet()	277
Appendix H: Password Protected Files	279

Supported Password Protected File Types279

Open Password Protected Container Files 280

Filter Password Protected Files 280

Send documentation feedback281

Part I: Overview of Filter SDK

This section provides an overview of the Micro Focus KeyView Filter SDK and describes how to use the .NET implementation of the API.

Chapter 1: Introducing Filter SDK

This section describes the Filter SDK package.

• Overview	10
• Features	10
• Platforms, Compilers, and Dependencies	11
• Windows Installation	13
• UNIX Installation	14
• Package Contents	15
• License Information	16
• Directory Structure	17

Overview

Micro Focus KeyView Filter SDK enables you to incorporate text extraction functionality into your own applications. It extracts text and metadata from a wide variety of file formats on numerous platforms, and can automatically recognize over 300 document types. It supports both file-based and stream-based I/O operations, and provides in-process or out-of-process filtering.

Filter SDK is part of the KeyView suite of products. KeyView provides high-speed text extraction, conversion to web-ready HTML and well-formed XML, and high-fidelity document viewing.

Features

- Document readers are threadsafe. The benefit of a threadsafe technology is that you can successfully extract text from hundreds of documents simultaneously. Documents are not queued for sequential filtering, but are actually filtered at the same time.
- Filter supports popular word processing, spreadsheet, and presentation formats. Body text, endnotes, footnotes, and additional items such as document metadata are all included as part of the filtering process.
- Sample programs are provided to demonstrate the functionality of the APIs.
- You can extract files embedded within files, such as email attachments or embedded OLE objects, by using the File Extraction API.
- You can configure memory management. If using the C API, you can provide your own memory allocator to the document readers.
- Filter allows for redirected input and output. You can provide an input stream that is not restricted to file system access.

- Filter automatically recognizes the file type being filtered and uses the appropriate filter. Your application does not need to rely on file name extensions to determine file types.
- You can filter documents to specific character encodings, such as Unicode or UTF-8.
- You can use Filter SDK in conjunction with other KeyView technologies, such as the Index, Highlight, and Annotate APIs.
- You can write custom document readers for formats not directly supported by KeyView.

Platforms, Compilers, and Dependencies

This section lists the supported platforms, supported compilers, and software dependencies for the KeyView software.

Supported Platforms

- CentOS 7
- FreeBSD 8.1 x86
- IBM AIX L6.1 PowerPC 32-bit and 64-bit
- IBM AIX L7.1 PowerPC 32-bit and 64-bit
- Mac OS X Mountain Lion 10.8 or higher on 32- and 64-bit Apple-Intel architecture
- Microsoft Windows Vista Business Edition x86 and x64. Other editions of Vista have not been tested, but are likely supported.
- Microsoft Windows 2008 Server Enterprise Edition x86 and x64
- Microsoft Windows 2008 Server R2
- Microsoft Windows 7 x86 and x64
- Microsoft Windows 8 x86 and x64
- Oracle Solaris 10 SPARC
- Oracle Solaris 10 x86 and x64
- Red Hat Enterprise Linux 5.0 x86 and x64
- Red Hat Enterprise Linux 6.0 x86 and x64
- SuSE Linux Enterprise Server 10, 10.1, 11, x86 and x64

Supported Compilers

Platform	Architecture	Compiler Name	Compiler Version
Microsoft	x86	cl	Microsoft 32-bit C/C++ Optimizing Compiler

Platform	Architecture	Compiler Name	Compiler Version
Windows			Version 16.00.30319.01 for x86
	x64	cl	Microsoft C/C++ Optimizing Compiler Version 16.00.30319.01 for x64
Sun Solaris	x86 64-bit	Sun Studio 12	Sun C 5.9 SunOS_i386 Patch 124868-01 2007/07/12
	SPARC 64-bit	Sun Studio 11	Sun C 5.8 Patch 121015-06 2007/10/03
Linux	x86	gcc / g++	3.4.3 (Redhat 4), 4.1.0 (SuSE Linux 10)
	x64	gcc / g++	4.1.0 (Redhat 4), 4.1.0 (SuSE Linux 10)
IBM AIX	Power	xLC_r / cc_r	IBM XL C/C++ Enterprise Edition V8.0
Mac OSX	Apple-Intel 32-bit and 64-bit	LLVM	Apple LLVM 5.1 (clang-503.0.40) (based on LLVM 3.4svn)
FreeBSD	BSD x86	gcc / g++	4.2.1 [FreeBSD] 20070719

Supported Compilers for Java Components

Component	Compiler
Java components	Java 1.5

Software Dependencies

Some KeyView components require specific third-party software:

- Java Runtime Environment (JRE) or Java Software Developer Kit (JDK) version 1.5 is required for Java API and graphics conversion in Export SDK.
- Outlook 2002 client or later versions is required when processing Microsoft Outlook Personal Folders (PST) files using the MAPI-based reader (*pstsr*). The native PST reader (*pstnsr*) does not require an Outlook client.

NOTE:

If you are using 32-bit KeyView, you must install 32-bit Outlook. If you are using 64-bit KeyView, you must install 64-bit Outlook.

If the bit editions do not match, an error message from Microsoft Office Outlook is displayed:

Either there is a no default mail client or the current mail client cannot

fulfill the messaging request. Please run Microsoft Outlook and set it as the default mail client.

Additionally, KeyView displays the following return code:

Error 32: KVErrror_PSTAccessFailed.

- Lotus Notes or Lotus Domino is required for Lotus Notes database (NSF) file processing. The minimum requirement is 6.5.1, but version 8.5 is recommended.
- The Microsoft .NET Framework is required if you are using the .NET implementation of the API.
- Microsoft Visual C++ 2013 and Microsoft Visual C++ 2010 Redistributables (Windows only).

Windows Installation

To install the SDK on Windows, use the following procedure.

To install the SDK

1. Run the installation program, `KeyViewProductNameSDK_VersionNumber_OS.exe`, where *ProductName* is the name of the product, *VersionNumber* is the product version number, and *OS* is the operating system.

For example:

`KeyViewFilterSDK_12.1_Windows_X86_64.exe`


The installation wizard opens.

2. Read the instructions and click **Next**.

The License Agreement page opens.

3. Read the agreement. If you agree to the terms, click **I accept the agreement**, and then click **Next**.

The Installation Directory page opens.

4. Select the directory in which to install the SDK. To specify a directory other than the default, click , and then specify another directory. After choosing where to install the SDK, click **Next**.

The License Key page opens.

5. Type the company name and license key that were provided when you purchased KeyView, and then click **Next**.
 - The company name is case sensitive.
 - The license key is a string that contains 31 characters.

NOTE:

The installation program validates the company name and license key and generates the

file *install\OS\bin\kv.lic* (where *install* is your chosen installation folder and *OS* is the name of the operating system platform). The license information is validated when the KeyView API is used. If you do not enter a license key at this step, or if you enter invalid information, the KeyView SDK is installed, but the API does not function. When you obtain a valid license key, you can either re-install the KeyView SDK, or manually update the license key file (*kv.lic*) with the new information. For more information, see [License Information, on page 16](#).

The Pre-Installation Summary dialog box opens.

6. Review the settings, and then click **Next**.

The SDK is installed.

7. Click **Finish**.

UNIX Installation

To install the SDK, use one of the following procedures.

To install the SDK from the graphical interface

- Run the installation program and follow the on-screen instructions.

To install the SDK from the console

1. Run the installation program from the console as follows:

```
./KeyViewFilterSDK_VersionNumber_Platform.exe --mode text
```

where:

VersionNumber is the product version.

Platform is the name of the platform.

2. Read the welcome message and instructions and press `Enter`.

The first page of the license agreement is displayed.

3. Read the license information, pressing `Enter` to continue through the text. After you finish reading the text, and if you accept the agreement, type `y` and press `Enter`.

You are asked to choose an installation folder.

4. Type an absolute path or press `Enter` to accept the default location.

You are asked for license information.

5. At the **Company Name** prompt, type the company name that was provided when you purchased KeyView, and then press `Enter`. The company name is case sensitive.
6. At the **License Key** prompt, type the license key that was provided when you purchased

KeyView, and then press `Enter`. The license key is a string that contains 31 characters.

NOTE:

The installation program generates the file `install\OS\bin\kv.lic` (where `install` is your chosen installation folder and `OS` is the name of the operating system platform). The license information is validated when the KeyView API is used. If you do not enter a license key at this step, or if you enter invalid information, the KeyView SDK is installed but the API does not function. When you obtain a valid license key, you can either re-install the KeyView SDK, or manually update the license key file (`kv.lic`) with the new information. For more information, see [License Information, on the next page](#).

The Pre-Installation summary is displayed.

7. If you are satisfied with the information displayed in the summary, press `Enter`.

The SDK is installed.

Package Contents

The Filter SDK installation contains:

- All the libraries and executables necessary for extracting text from a wide variety of formats.
- The include files that define the functions and structures used by the application to establish an interface with Filter:

<code>adapi.h</code>	<code>kvfilter.h</code>
<code>adinfo.h</code>	<code>kvioobj.h</code>
<code>kvcfsr.h</code>	<code>kvtoken.h</code>
<code>kvxtract.h</code>	<code>kvtypes.h</code>
<code>kvfilt.h</code>	<code>kvxtract.h</code>
<code>kvfilt2.h</code>	<code>kwautdef.h</code>

- The Java API implemented in the package `com.verity.api.filter` contained in the file `KeyView.jar`.
- The .NET API implemented in the namespace `Autonomy.API.Filter` in the library `FilterDotNet.dll`.
- The C++ SDK, which can be found in the `cppapi` folder.
- Sample programs that demonstrate File Extraction and Filter functionality using the APIs.
- The files necessary to create a custom document reader, and the source for a sample document reader for UTF-8. See [Develop a Custom Reader, on page 259](#).

License Information

During installation, the installation program validates the organization name and license key that you enter, and generates the *install/OS/bin/kv.lic* file, where *install* is the directory in which you installed KeyView, and *OS* is the operating system. This file is opened and validated when the KeyView API is used.

The *kv.lic* file contains the organization name and the 31-digit license key you specified during installation. The contents of a *kv.lic* file looks similar to the following:

```
Company Name  
XXXXXXXX-XXXXXXXX-XXXXXXXX-XXXXXXXX
```

The license key controls whether the following are enabled:

- the full version of the KeyView SDK
- the trial version of the KeyView SDK
- language detection and advanced document readers—The following components are considered advanced features, and are licensed separately:
 - Microsoft Outlook Personal Folders (PST) reader (*pstsr* and *pstnsr*)
 - Lotus Notes database (NSF) reader (*nsfsr*)
 - Mailbox (MBX) reader (*mbxsr*)
 - Character set detection library (*kvlangdetect*)

If you change the license key at any time, you must update the licensing information in the *kv.lic* file. See [Update License Information](#).

Enable Advanced Document Readers

To enable advanced readers in one of the KeyView SDKs, you must obtain an appropriate license key from Micro Focus and update the installed license key with the new information as described in [Update License Information](#).

If you are enabling the MBX reader in an existing installation of Filter, in addition to updating the license key, change the parameter *208=eml* to *208=mbx* in the *formats.ini* file.

Update License Information

If you currently have an evaluation version of KeyView and have purchased a full version of the SDK, or you are adding a document reader (for example, the PST reader), you must update the license information that was installed with the original version of the KeyView SDK.

If you installed a full version of KeyView, but did not enter licensing information at the time of installation, you must also update the license information.

To update the information, do one of the following:

- Manually update the license information that is stored in the text file named `kv.lic`.
- Re-install the product and enter the new license information when prompted.

To update the KeyView license information

1. Open the license key file, `kv.lic`, in a text editor. The file is in the `install\OS\bin` directory, where `install` is the directory in which you installed KeyView, and `OS` is the operating system. The file contains the following text:

```
COMPANY NAME  
XXXXXXX-XXXXXXX-XXXXXXX-XXXXXXX
```

2. Replace the text `COMPANY NAME` with the company name that appears at the top of the License Key Sheet provided by Micro Focus. Enter the text exactly as it appears in the document.
3. Replace the characters `XXXXXX-XXXXXXX-XXXXXXX-XXXXXXX` with the appropriate license key from the License Key Sheet provided by Micro Focus. The license key is listed in the **Key** column in the **Standalone Products** table. The key is a string that contains 31 characters, for example, `2TQD22D-2M6FV66-2KPF23S-2GEM5AB`. Enter the characters exactly as they appear in the document, including the dashes, but do not include a leading or trailing space.

4. The finished `kv.lic` file looks similar to the following:

```
Autonomy  
24QD22D-2M6FV66-2KPF23S-2G8M59B
```

5. Save the `kv.lic` file.

Directory Structure

The following table describes the directories created during the Filter SDK installation. The variable `install` is the path name of the Filter installation directory (for example, `/usr/autonomy/KeyviewFilterSDK` on UNIX, or `C:\Program Files\Autonomy\KeyviewFilterSDK` on Windows).

The variable `OS` is the operating system for which the SDK is installed. For example, the `bin` directory on a standard 32-bit Windows installation would be located at `C:\Program Files\Autonomy\KeyviewFilterSDK\WINDOWS\bin`.

Installed directory structure

Directory	Description
<code>install\OS\bin</code>	Contains the libraries, the format detection file <code>formats.ini</code> , the license key file <code>kv.lic</code> , and other supporting files.
<code>install\OS\lib</code>	(Solaris installations only) Contains the redistributable <code>libstlport.so.1</code> library, which is required to run KeyView on Solaris platforms.

Installed directory structure, continued

Directory	Description
<i>install</i> \dotnetapi	Contains the source files for the .NET API.
<i>install</i> \dotnetapi\dotnethelp	Contains the help for the .NET API.
<i>install</i> \dotnetapi\sample	Contains the sample programs for the .NET API.
<i>install</i> \cppapi	Contains the source files for the C++ API.
<i>install</i> \cppapi\sample	Contains the sample programs for the C++ API.
<i>install</i> \guide	Contains the KeyView Filter SDK programming guides in PDF and HTML format.
<i>install</i> \include	Contains the header files required for Filter.
<i>install</i> \javaapi\javadoc	Contains the Javadoc for the Java API.
<i>install</i> \javaapi\sample	Contains the source files and sample programs for the Java API.
<i>install</i> \rel_notes	Contains the <i>KeyView Filter SDK Release Notes</i> in PDF format.
<i>install</i> \samples\filter	Contains a sample program demonstrating the Filter interface for the C API.
<i>install</i> \samples\filterca	Contains a C sample program demonstrating extraction of a content access stream.
<i>install</i> \samples\pdfini	Contains the initialization file used to extract custom metadata from PDF documents.
<i>install</i> \samples\tstxtract	Contains a C sample program demonstrating the File Extraction interface.
<i>install</i> \samples\utf8sr	Contains the source for the sample document reader for UTF-8 files. You can use this to create your own custom document readers.
<i>install</i> \samples\utf8sr\bin	Contains the C program <code>filtertest</code> . You can use this program to test your custom document readers. See Develop a Custom Reader, on page 259 .

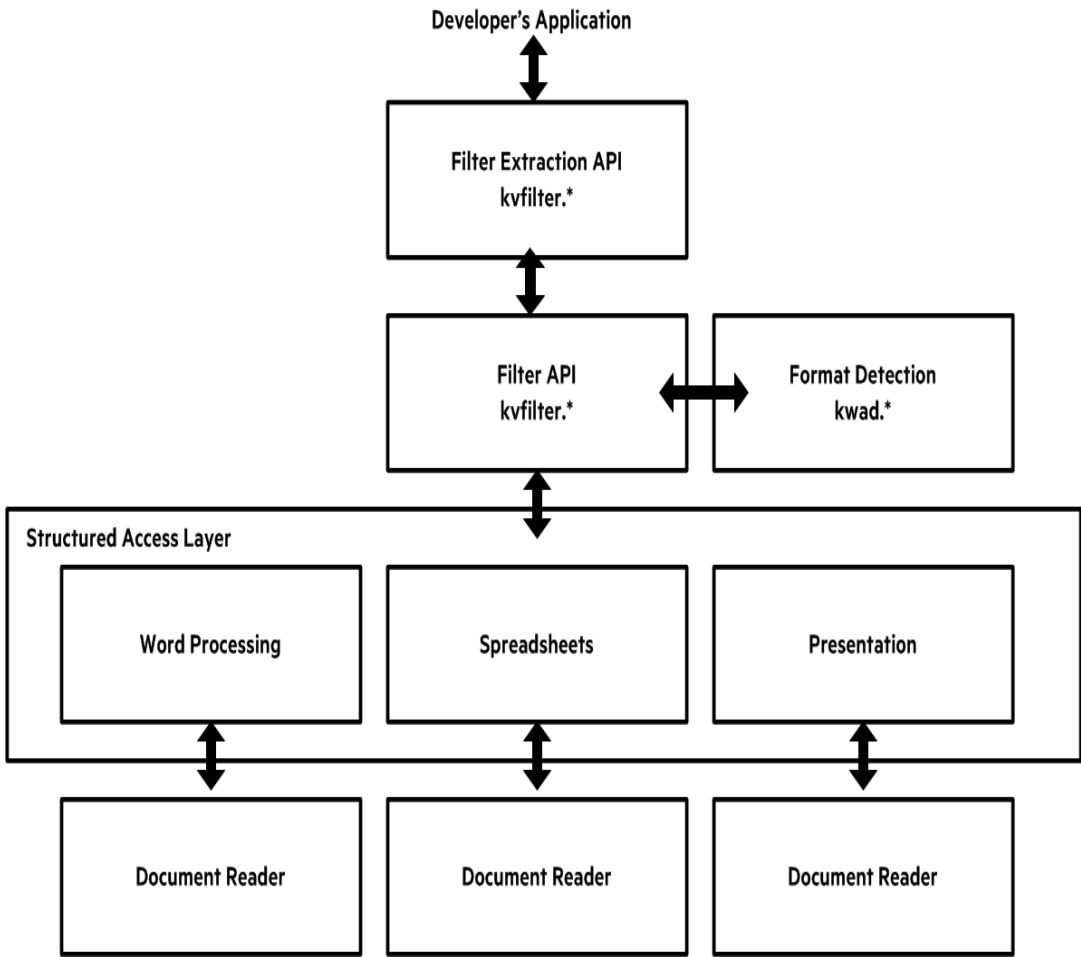
Chapter 2: Getting Started

This section provides an overview of Filter SDK, and describes how to use the .NET implementation of the API.

- [Architectural Overview](#) 19
- [Enhance Performance](#)21
- [Filtering](#) 22
- [Subfile Extraction](#)22
- [Use the .NET Implementation of the API](#) 22
- [The Filter Process Model](#)24
- [Run File Detection In or Out of Process](#)29

Architectural Overview

The general architecture of the KeyView Filter technology is the same across all supported platforms and is illustrated in the following diagram:



Each component is described in the following table.

Architectural Components

Component	Description
Developer's Application	The developer's application interfaces directly with the Filter API through either a C-language, Java or .NET implementation.
File Extraction API	The File Extraction API opens a file and extracts the file's subfiles so they are exposed for filtering. See Use the File Extraction API, on page 32 .
Filter API	The Filter API exposes the filtering functionality and controls all other modules during the filtering process. See Use the Filter API, on page 55 .
Format Detection	This module determines the file type of the input stream, allowing the Filter API to return that information to the developer's application, or to load the appropriate structured access layer for further processing. See File Format Detection, on page 202 for more information format detection.

Architectural Components, continued

Component	Description
Structured Access Layer	There are three modules that reside in the structured access layer—one each for word processing, spreadsheet, and presentation formats. The file detection result determines which structured access layer module is used during the filtering process. That module loads the appropriate document reader and proceeds with text extraction or metadata retrieval.
Document Readers	Each document reader reads a specific file format and sends a text stream of the document to the structured access layer. Each filter is loaded as required by the structured access layer. See Document Readers, on page 252 for a complete list of document readers.

Enhance Performance

KeyView is designed for optimal performance out of the box. However, there are some parameters that you can adjust to improve system performance according to your needs.

File Caching

To reduce the frequency of I/O operations, and consequently improve performance, the KeyView readers load file data into memory. The readers then read the data from the cache rather than the physical disk. You can configure the amount of memory used for file caching through the `formats.ini` file. Generally, when you increase the memory, performance will improve.

By default, KeyView uses a maximum of 1MB of memory for each thread. If the file data is larger than 1MB, up to 1MB of data is cached and the data beyond 1MB is read from disk. The minimum amount of memory that can be used for file caching is 64KB.

To determine a reasonable value, divide the maximum amount of memory you want KeyView to use for file caching by the total number of threads. For example, if you want KeyView to use a maximum of 50MB of memory and have 10 threads, set the value to 5MB.

To modify the memory allocated for file caching, change the value for the following parameter in the `[DiskCache]` section of the `formats.ini` file:

```
DiskCacheSize=1024
```

The value is in kilobytes. If this parameter is not set or is set to 0 (zero), the minimum value of 64KB is used.

The `formats.ini` file is in the directory `install\OS\bin`, where `install` is the path name of the KeyView installation directory and `OS` is the name of the operating system.

Filtering

Filter SDK enables you to *filter* many different types of documents. Filtering is the process of extracting the text from a document without the application-specific markup. However, the filtering process can also include the following:

- Subfile extraction—exposes all subfiles for filtering. See [Use the File Extraction API, on page 32](#).
- File format extraction—detects a file's format, and reports the information to the API, which in turn reports the information to the developer's application. See [File Format Detection, on page 202](#).
- Metadata extraction—extracts selected metadata (document properties) from a file. See [Extract Metadata, on page 58](#).
- Character set conversion—controls the character set of both the input and the output text. See [Convert Character Sets, on page 61](#).

Subfile Extraction

To filter a file, you must first determine whether the file contains any subfiles (attachments, embedded OLE objects, and so on). A file that contains subfiles is called a *container* file. Archive files (such as ZIP), mail messages with attachments (such as Microsoft Outlook Express), mail stores (such as Microsoft Outlook Personal Folders), and compound documents with embedded OLE objects (such as a Microsoft Word document with an embedded Excel chart) are examples of container files.

If the file is a container file, the container must be opened and its subfiles extracted using the File Extraction interface. The extraction process is done repeatedly until all subfiles are extracted and exposed for filtering. Once a subfile is extracted, you can use the Filter API to filter the file.

If a file is not a container, you should pass it directly to the Filter API for filtering without extraction.

The `TestExtract` sample program demonstrates this logic for extracting and filtering files. See [TestExtract, on page 79](#) for more information.

Use the .NET Implementation of the API

The .NET version of the Filter API provides an interface to the core functionality of the C API. It contains one primary class (`Filter`) that wraps the filter functionality of the C API. It is implemented in the namespace `Autonomy.API.Filter` contained in the file `FilterDotNet.dll`. The library is in the directory `install\OS\bin`, where `install` is the path name of the Filter installation directory and `OS` is the name of the operating system.

For more information on the .NET API, see the .NET help file `FilterDotNetHelp.chm` in the directory `install\dotnetapi\dotnethelp`.

Input/Output Operations

In the Filter .NET API, input and output can be either a physical file accessed through a file path, or a .NET stream. Depending on the method signature you use, you can create the following filtering

processes:

- filter an input file to output file
- filter an input file to an output stream
- filter an input stream to an output stream
- filter an input stream to an output file
- filter an input file and return one chunk of data at a time
- filter an input stream and return one chunk of data at a time

Many methods in the .NET API have method signatures supporting one or more of these filtering processes. When you select a method, make sure that you use the correct signature for the desired input and output type.

The input source can be set by calling the `SetInputSource` method, or prior to using the `DoFilter`, `CanFilter`, `CanFilterEx`, `GetDocFormatInfo`, or `GetSummaryInfo` methods. The latter methods take the input source as one of their parameters.

NOTE:

When the input source is from a .NET stream, Filter creates an internal buffer from the stream. If the input is a large file, Micro Focus recommends that you use a file as the input source.

Filter in File or Stream Mode

To filter files using the methods in the `Filter` class

1. Instantiate a `Filter` object using either the default constructor or the constructor that sets the output character set and filter flags:
 - a. Use the default constructor `Filter()`. For example:

```
objFilter = new Filter();
```
 - b. Use the constructor `Filter(string OutputCharSet, UInt32 filterFlags)`. For example:

```
objFilter = new Filter(outputCharSet,  
FilterConstant.FilterFlagConstant.FILTERFLAG_OOPLOGON);
```

The Filter flags provide instructions on how to process a file or stream. For example, they specify whether an error log is generated during filtering (`FILTERFLAG_OOPLOGON`) or whether headers and footers are extracted from the document (`FILTERFLAG_HEADERFOOTERTAGS`).

NOTE:

Filter runs out of process by default. See [The Filter Process Model, on the next page](#) for more information.

2. Set the location of the Filter libraries by using the `FilterDirectory` property. These libraries are normally stored in the directory `install\OS\bin`, where `install` is the path name of the Filter installation directory and `OS` is the name of the operating system. For example:

```
objFilter.FilterDirectory = filterDir;
```

3. Set the input source as either a file or input stream by calling the `SetInputSource` method.

```
objFilter.SetInputSource(m_inFile);
```

4. Filter the file or stream by calling either the `FilterTo` or `DoFilterChunk` method. The `FilterTo` method extracts the data to a file or a stream. The `DoFilterChunk` method extracts one chunk of data from a file or a stream. It must be called repeatedly until the entire buffer is filtered.

If filtering in file mode, use the following code:

```
{  
    m_objFilter.filterTo(m_extractDir + filename + m_extension);  
}
```

If filtering in stream mode, use the following code:

```
{  
    outf = new File(m_extractDir + filename + m_extension);  
    fos = new FileOutputStream(outf);  
    m_objFilter.filterTo(fos);  
    fos.close();  
}
```

5. Terminate the filtering session and free allocated system resources by calling the `ShutdownFilter()` method. This must be called within a `Finally` block.

```
m_objFilter.ShutdownFilter();
```

Multithreaded Filtering

To ensure multithreaded filter processes are thread-safe, you must create a unique `Filter` context for every thread by instantiating a `Filter` object. In addition, threads must not share context objects, and the same context object must be used for all API calls in the same thread. Creating a context object for every thread does not affect performance because the context object uses minimal resources.

For example, your code should have the following logic in a thread:

```
objFilter = new Filter();  
objFilter.FilterDirectory = m_filterDirectory;  
objFilter.SetInputSource(infile);  
objFilter.GetDocFormatInfo();  
  
if (objFilter.CanFilter() == true)  
  
objFilter.FilterTo(outfile);  
  
objFilter.ShutdownFilter();
```

The Filter Process Model

By default, `Filter` runs independently from the calling application process. This is called *out-of-process* filtering. Out-of-process filtering protects the stability of the calling application in the rare case when a

malformed document causes Filter to fail. You can configure Filter to run in the same process as the calling application. This is called *in-process* filtering. However, it is strongly recommended you run Filter out of process whenever possible.

With the exception of Solaris and AIX, the creation of child processes on UNIX adheres to Portable Operating System Interface (POSIX) standards. Solaris and AIX use thread semantics. If required, a version of `kvfilter` with POSIX thread semantics is available for Solaris and AIX. For Solaris, the file is `kvfilter_posix.so`. For AIX, the file is `kvfilter_nsl.a`. These files must be renamed `kvfilter.so` or `kvfilter.a` to be used by Filter.

To monitor and debug filtering operations during out-of-process filtering, you can generate an error log at run time. See [Generate an Error Log, on page 55](#).

The following methods run in process or out of process:

Filter API

- `CanFilter`
- `CanFilterEx`
- `DoFilter`
- `DoFilterChunk`
- `GetSummaryInfo`
- `GetDocFormatInfo`

File Extraction API

- `ExtractCloseDocument`
- `ExtractGetSubFileInfo`
- `ExtractGetSubFileMetadata`
- `ExtractSubFile`
- `ExtractGetMainFileInfo`
- `ExtractOpenDocument`
- `GetSummaryInfo`

Other Filter API methods always run in process.

Persist the Child Process

By default, in out-of-process filtering, the parent process maintains a persistent connection with the child server after each file is filtered. When the connection is preserved in this way, subsequent filtering requests are processed more quickly because the server is already prepared to receive data.

You can restart the server at regular intervals by using a method or a configuration setting.

In the API

To force KeyView to restart, call the `refreshFilterKV00P()` method.

```
public void refreshFilterKV00P();
```

In the formats.ini File

To control whether Filter persists the server, use the `kvoopRefresh` parameter in the `[FilterSDK_Config]` section of the `formats.ini` file:

`kvoopRefresh=0` When this is set to 0 (zero), the connection to the server is persisted for as long as the parent process is running or until the server fails. This is the default.

`kvoopRefresh=n` When this is set to *n*, the connection is persisted for *n* filter requests. After the *n*th request, the server is shutdown and restarted before processing the next request.

For example, if `kvooprefresh=5`, the connection to the server is persisted for 5 filter requests. For the 6th request, the server is shutdown and restarted.

To control whether the parent process attempts to filter a file after the file has caused the server to fail, use the `kvoopRetry` parameter in the `[FilterSDK_Config]` section of the `formats.ini` file:

`kvoopRetry=0` When this option is set to 0 and the server fails, the parent process does not resend the file to a new server.

`kvoopRetry=n` When this option is set to *n* (a positive number) and the server fails, the parent process resends the file to a new server *n* times. By default, the `kvoopRetry` is set to 1, and the file is resent to a server once.

The `formats.ini` file is in the directory `install\OS\bin`, where `install` is the path name of the Filter installation directory and `OS` is the name of the operating system.

NOTE:

The `kvoopRefresh` and `kvoopRetry` parameters do not apply when running the File Extraction functions out of process. See [Run File Extraction Functions Out of Process, on the next page](#).

Run Filter In Process

By default, Filter runs out of process. However, you can enable in-process filtering through the API or in the `formats.ini` file. If the type of process is not specified in the `formats.ini` or in the API, then Filter is run out of process. If the type of process is specified in the `formats.ini` *and* in the API, the setting in the API takes precedence.

In the API

To run Filter in process, instantiate the Filter object using the constructor `Filter(string OutputCharSet, UInt32 filterFlags)`, and set the `FilterFlags` argument to `FILTERFLAG_`

INPROCESS.

```
objFilter = new Filter(outputCharSet,  
FilterConstant.FilterFlagsConstant.FILTERFLAG_INPROCESS);
```

In the formats.ini File

To run Filter in process, set the following parameter in the [FilterSDK_Config] section of the formats.ini file to 1:

```
default_inprocess=1
```

By default this is set to 0 (zero), which enables out-of-process filtering.

The formats.ini file is in the directory *install\OS\bin*, where *install* is the path name of the Filter installation directory and *OS* is the name of the operating system.

Run File Extraction Functions Out of Process

The out-of-process setting specified when you create the Filter object or in the formats.ini is automatically propagated to the File Extraction API. When you extract subfiles from container files and pass the files for filtering out of process, Filter generates a server called *kvoop.exe* for filtering and a duplicate server also called *kvoop.exe* for file extraction. These servers are independent, so if the filtering service stops responding, the file extraction service can continue extracting files uninterrupted.

Restart the File Extraction Server

If the file extraction server fails on a file and throws the exception *KVError_InvalidOopDriverSignature* or *KVError_InvalidOopServiceSignature*, you must restart the server by recreating the Filter object, and process the source file again.

Out-of-Process Logging

Logging is available for out-of-process filtering. The *kvoop* server can now create a log file that captures information on the files being processed, storing one entry per process. The generated log file is called *xxxx_kvoop.log*, where *xxxx* is a unique number identifying the process.

In the rare case when the *kvoop* server fails, you can use the log files to determine which file caused the failure. After processing is complete and the system shuts down, the logs are automatically deleted. To keep the log files after processing is successfully completed, see [Keep Log Files, on page 29](#).

NOTE:

Out-of-process logging is not supported on AIX.

Enable Out-of-Process Logging

To enable out-of-process logging, set the *KVOOP_LOGS_DIR* environment variable to the directory in which you want the log files to be stored. By default, logging is not enabled.

On UNIX, the variable is set as follows:

```
setenv KVOOP_LOGS_DIR /tmp
```

On Windows, the variable is set as follows:

```
set KVOOP_LOGS_DIR=c:\tmp
```

The following log file is created in the directory:

```
process_id_kvoop.log
```

where *process_id* is a numeric value representing the logged process. New messages are appended to the file, and truncation is disabled by default.

If KeyView terminates unexpectedly and Windows minidump is enabled, a *process_id_crash_info.txt* file is generated (see [Enable Windows Minidump, below](#)). If logging was not been enabled at the time of termination, this file contains instructions on how to enable logging.

Set the Verbosity Level

You can control how much information is written to the file by setting the KVOOP_LOG_VERBOSITY environment variable. For example:

```
set KVOOP_LOG_VERBOSITY=1
```

The variable can be set to the following:

- 1 Include only error messages.
- 2 Include errors and warnings.
- 3 Include errors, warnings, and general information. This is the default.
- 4 Include all possible information. This setting is useful for debugging purposes.

Enable Windows Minidump

KeyView can use the Windows minidump feature to provide additional logging information, which can be useful for debugging purposes.

The Windows minidump is disabled by default. To enable the Windows minidump, set KVOOP_DUMP_ENABLE to 1. If an unexpected termination occurs after the minidump is enabled, three files are generated:

process_id_crash_info.txt. Contains KVOOP state and runtime information at the time of termination. If logging was not enabled at the time of termination, this file contains instructions on how to enable logging.

process_id_process_list.txt. Contains information from the DLLs that were loaded at the time of the termination.

process_id_report.dmp. This is the Windows dump file, which contains further information about the termination. You can open it with either a Windows debugger or `autnhelper.exe` (this file must be copied to the same directory).

You can control the amount of information presented in the Windows dump file by creating the following files in the directory:

```
dumper.NORMAL  
dumper.WITHDATASEGS  
dumper.WITHFULLMEMORY  
dumper.WITHHANDLEDATA
```

Keep Log Files

After processing is complete and the system is shut down, the log files are automatically deleted from the directory. To keep the log files after a successful run, set the `KVOOP_KEEP_LOGS` environment variable.

On UNIX, set the variable as follows:

```
setenv KVOOP_KEEP_LOGS 1
```

On Windows, set the variable as follows:

```
set KVOOP_KEEP_LOGS=1
```

Run File Detection In or Out of Process

By default, detection runs in out-of-process mode. However, you can enable in-process detection through the API or in the `formats.ini` file. If the type of process is not specified in the `formats.ini` or in the API, detection runs in out-of-process mode. If the type of process is specified in the `formats.ini` *and* in the API, the setting in the API takes precedence.

Specify the Process Type In the `formats.ini` File

Add the `default_detect_inprocess` flag to a `[FilterSDK_Config]` section in the `formats.ini` file to control the default behavior for detection. Set the flag to `0` for out-of-process detection, and `1` for in-process detection. For example,

```
[FilterSDK Config]  
default_detect_inprocess=0
```

If this flag is not specified, the file detection behavior is determined by the `default_inprocess` flag for filtering. For example, if you set `default_inprocess` to `1`, filtering and file detection runs in in-process mode by default; if you set `default_inprocess` to `0`, filtering and file detection runs in out-of-process mode by default.

If you set both the `default_inprocess` and `default_detect_inprocess` flags, `default_inprocess` controls the default filtering behavior and `default_detect_inprocess` controls the default file detection behavior.

Specify the Process Type In the API

To run Filter in process, instantiate the Filter object by using the constructor `Filter(string OutputCharSet, UInt32 filterFlags)`, and set the `FilterFlags` argument to `FILTERFLAG_DETECTINPROCESS`. To run detection in out-of-process mode, set `FILTERFLAG_DETECTOUTOFPROCESS`.

```
objFilter = new Filter(outputCharSet,  
FilterConstant.FilterFlagsConstant.FILTERFLAG_DETECTINPROCESS);
```

Part II: Use Filter SDK

This section explains how to perform some basic tasks by using the File Extraction and Filter APIs, and describes the sample programs.

Chapter 3: Use the File Extraction API

This section describes how to extract subfiles from a container file using the File Extraction API.

- [Introduction](#)32
- [Extract Subfiles](#)33
- [Extract Images](#)35
- [Recreate a File's Hierarchy](#)35
- [Extract Mail Metadata](#)37
- [Extract Subfiles from Outlook Files](#)43
- [Extract Subfiles from Outlook Express Files](#)43
- [Extract Subfiles from Mailbox Files](#)43
- [Extract Subfiles from Outlook Personal Folders Files](#)44
- [Extract Subfiles from Lotus Domino XML Language Files](#)47
- [Extract Subfiles from Lotus Notes Database Files](#)48
- [Extract Subfiles from PDF Files](#)51
- [Extract Embedded OLE Objects](#)51
- [Extract Subfiles from ZIP Files](#)52
- [Default File Names for Extracted Subfiles](#)52

Introduction

To filter a file, you must first determine whether the file contains any subfiles (attachments, embedded OLE objects, and so on). A file that contains subfiles is called a *container* file. A container file has a main file (parent) and subfiles (children) embedded in the main file. The following are examples of container files:

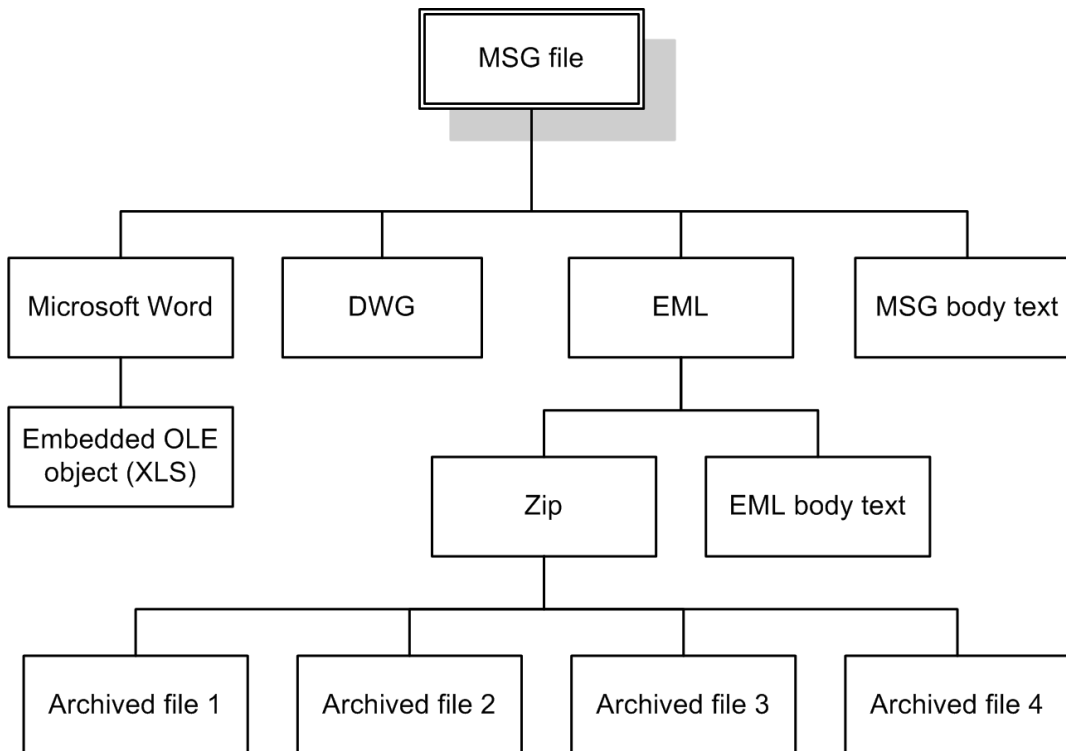
- Archive files such as ZIP, TAR, and RAR.
- Mail messages such as Outlook (MSG) and Outlook Express (EML).
- Mail stores such as Microsoft Outlook Personal Folders (PST), Mailbox (MBX), and Lotus Notes database (NSF).
- PDF files that contain file attachments.
- Compound documents with embedded OLE objects such as a Microsoft Word document with an embedded Excel chart.

NOTE:
[Supported Formats](#), on [page 85](#) indicates which formats are treated as container files and which are supported by the File Extraction API.

The subfiles might also be container files, creating a file hierarchy of multiple levels. For example, let us say an MSG file (the root parent) contains three attachments:

- a Microsoft Word document that contains an embedded Microsoft Excel spreadsheet.
- an AutoCAD drawing file (DWG).
- an EML file with an attached Zip file, which in turn contains four archived files.

The following diagram shows the file's hierarchy.



NOTE:

The parent MSG file contains four first-level children. The body text of a message file, although not a standalone file in the container, is considered a child of the parent file.

Extract Subfiles

To filter all files in a container file, you must open the container and extract its subfiles to either a file or a stream by using the *File Extraction API*. The extraction process is done repeatedly until all subfiles are extracted and exposed for filtering. After a subfile is extracted, you can call Filter API methods to filter the data.

If you want to filter a container file and its subfiles, to a single file, you must extract all files from the container, filter the files, and then append each filtered output file to its parent.

To extract subfiles

1. Open the source file by calling the `ExtractOpenDocument` method. This call defines the parameters necessary to open a file for extraction.

2. Determine whether the main file is a container file (contains subfiles) by calling the `ExtractGetMainFileInfo()` method.
3. If the call to `ExtractGetMainFileInfo()` determined the source file is a container file, proceed to [step 4](#); otherwise, filter the file.
4. Determine whether the subfile is itself a container (contains subfiles) by calling the `ExtractGetSubFileInfo` method.
5. Extract the subfile by calling the `ExtractSubFile` method.
6. If the call to `ExtractGetSubFileInfo` determined the subfile is a container file, repeat [step 1](#) through [step 5](#) until all subfiles are extracted and the lowest level of subfiles is reached; otherwise, filter the file.

Sanitize Absolute Paths

When you extract a subfile from a container and write it to disk, you specify an extract directory and a path to extract the file to.

To set the path, you might use the path in the container file that you are extracting from, as returned from the `Filter.ExtractGetSubFileInfo` method. However, if the path is an absolute path, the file could be created outside the directory you have chosen as the extract directory. Your application might then contain a vulnerability that could be exploited to write files to unexpected locations in the file system. This section discusses some KeyView features that can help you secure your application by sanitizing paths.

KeyView always sanitizes relative paths that you pass in when extracting files, so that the paths remain within the extract directory you specify. For example, KeyView does not allow the use of `..` to move outside the extract directory.

KeyView can update absolute paths so that they remain within the extract directory. You can instruct KeyView to sanitize absolute paths programmatically (through the API), or by setting a parameter in the configuration file.

The following table shows the effect on some example paths.

Requested path	Path of extracted file (not sanitized)	Path of extracted file (sanitized)
<code>file.txt</code>	<code>extractDir/file.txt</code>	<code>extractDir/file.txt</code>
<code>dir/file.txt</code>	<code>extractDir/dir/file.txt</code>	<code>extractDir/dir/file.txt</code>
<code>../file.txt</code>	<code>extractDir/file.txt</code>	<code>extractDir/file.txt</code>
<code>/dir/file.txt</code>	<code>/dir/file.txt</code>	<code>extractDir/dir/file.txt</code>

To sanitize absolute paths

- In the `ExtractSubFileExtractConfig` that you pass in to the `ExtractSubFile` method, set the property `SanitizeAbsolutePaths`. When KeyView sanitizes a path and the resulting directory does not exist, extraction fails unless you instruct KeyView to create the directory, so you might also

want to set the property `CreateDirectory`. You can find the path that a file was actually extracted to from the `ExtractSubFileExtractInfo` object that is returned from the `ExtractSubFile` method.

To sanitize absolute paths (through configuration)

- In the `formats.ini` configuration file, set the parameter `SanitizeAbsoluteExtractPaths`, for example:

```
[Options]
SanitizeAbsoluteExtractPaths=TRUE
```

Extract Images

You can use the File Extraction API to extract images within the file by specifying the following in the `formats.ini` file:

```
[Options]
ExtractImages=TRUE
```

If you set this option, images within the file behave in the same way as any other subfile. Extracted images have the name `image[X].[Y]`, where `[X]` is an integer, and `[Y]` is the extension. The format of the image is the same as the format in which it is stored in the document.

This option can also be enabled by passing `KVFLT_EXTRACTIMAGES` to the `fpFilterConfig` function.

NOTE:

Turning on `ExtractImages` can reduce the speed of the filtering operation.

Recreate a File's Hierarchy

When a container file is extracted, any relationships between the subfiles in the container are not maintained. However, the File Extraction interface provides information that enables you to recreate the hierarchy. The hierarchy can be used to create a directory structure in a file system, or to categorize documents according to their relationship to each other. For example, if you use `KeyView` to generate text for a search engine, the hierarchical information enables your users to search for a document based on the document's parent or sibling. In addition, when the document is returned to the user, the parent and sibling documents can be returned as recommendations.

The information needed to recreate a file's hierarchy is provided in the call to `ExtractGetSubFileInfo`. Call this method to retrieve an object of `ExtractSubFileInfo`, then use the `ParentIndex` and `ChildArray()` properties in this object to retrieve information about the subfile's parent and children. Since you can only retrieve the first-level children in a subfile, you must call `ExtractGetSubFileInfo` repeatedly until information for the leaf-node children is extracted.

Create a Root Node

Because of their structure, some container files do not contain a subfile or folder which acts as a root directory on which the hierarchy can be based. For example, subfiles in a Zip archive can be extracted, but none of the subfiles represent the root of the hierarchy. In this case, an artificial *root node* must be

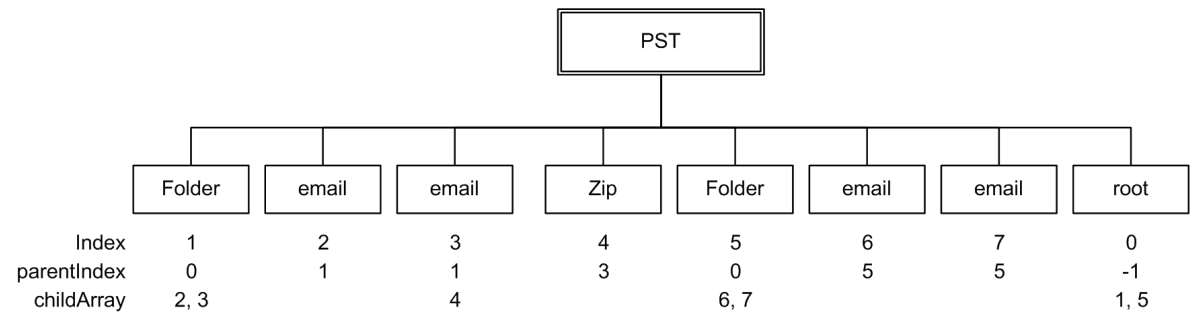
created at the top of the file hierarchy as a point of reference for each child, and ultimately to recreate the relationships. This artificial root node is an internal object, and is extracted to disk as a directory called `root`. Its index number is 0.

To create a root node, set the `CreateRootNode` property in the `ExtractOpenDocConfig` constructor, and pass `ExtractOpenDocConfig` to the `ExtractOpenDocument` method. When a root node is created, the value returned from the `NumSubFiles` property in the `ExtractMainFileInfo` constructor includes the root node. For example, when you call `ExtractGetMainFileInfo` on a Microsoft Word document with three embedded OLE objects and the root node is disabled, the number of subfiles is 3. If you create a root node, the number of subfiles is 4.

Example

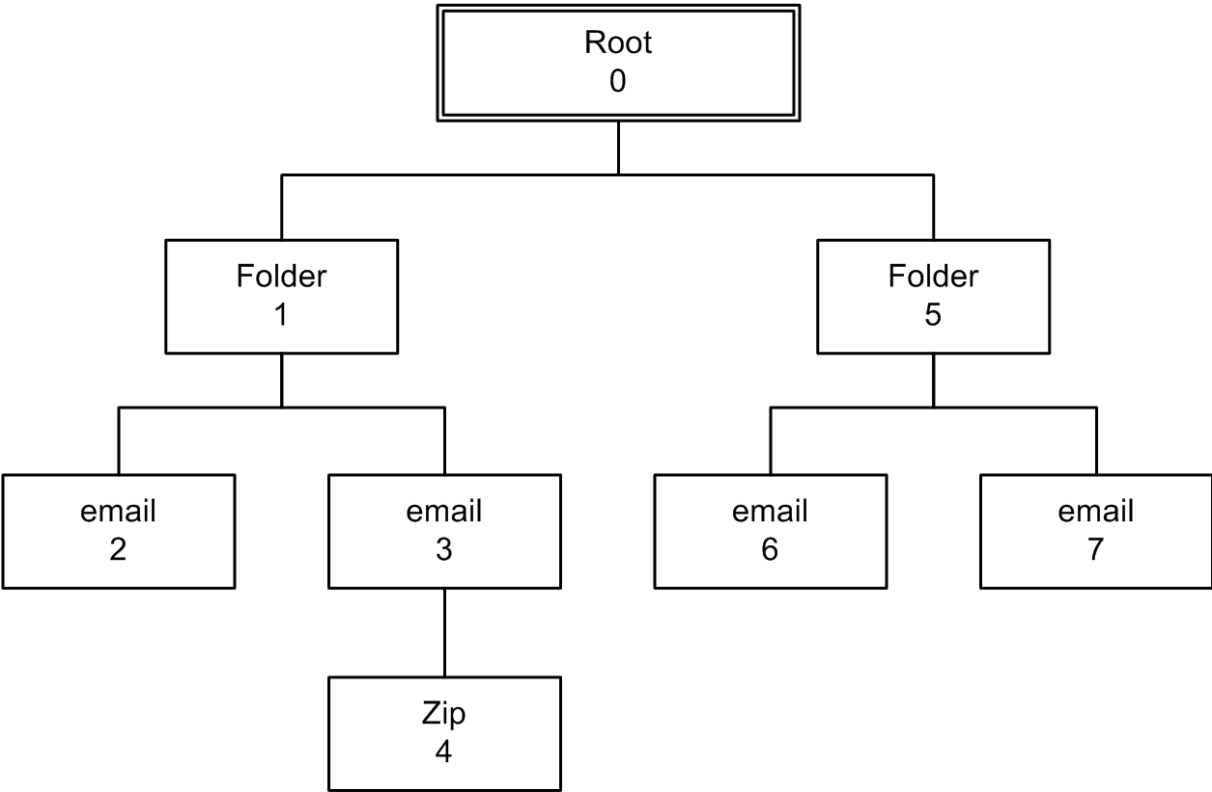
For example, you might extract a PST file that contains seven subfiles with a root node enabled. The call to `ExtractGetMainFileInfo()` returns the number of subfiles as 8 (seven subfiles and one root node). The following diagram shows the structure and the available hierarchy information after the subfiles are extracted:

Extracted PST file



The `ParentIndex` specifies the index number of a subfile's parent. The `ChildArray` specifies an array of a subfile's children. With this information, you can recreate the hierarchy shown in the following diagram.

Recreated file hierarchy



Extract Mail Metadata

You can extract metadata such as subject, sender, and recipient from MSG, EML, MBX, PST, and NSF files by calling the `ExtractGetSubFileMetadata` method. You can extract a predefined set of metadata fields and/or individual fields that are unique to a file format.

Default Metadata Set

KeyView internally defines a set of common mail metadata fields that can be extracted as a group from mail formats. This default metadata set is listed in the following table. When you retrieve all metadata for a file—that is, pass NULL for the array of metadata—the complete set of default metadata, not all available metadata in the file, is returned.

Default mail metadata list

Field Name (string to specify)	Description
From	The display name and email address of the sender.

Default mail metadata list, continued

Field Name (string to specify)	Description
To	The display names and email addresses of the recipients.
Sent	The time the message was sent.
Cc	The display names and email addresses of recipients who receive copies of the email.
Bcc	The display names and email addresses of recipients who received blind copies of the email.
Subject	The text in the subject line of the message.
Priority	The priority applied to the message.

Because mail formats use different terms for the same fields, the format's reader maps the default field name to the appropriate format-specific name. For example, when retrieving the default metadata set, the NSF field *Importance* is mapped to the name *Priority* and is returned.

You can also extract the default field names individually by passing the field name (such as *From*, *To*, and *Subject*); however, in this case, the string is not mapped to the format-specific name. For example, if you pass *Priority* in the call, you will retrieve the contents of the *Priority* field from an MBX file, but will not retrieve the contents of the *Importance* field from an NSF file.

NOTE:

You cannot pass the field names listed in the table individually for PST files. However, you can pass either the MAPI tag number or one of the constants in the *Filter* class as integers. See [Microsoft Personal Folders File \(PST\) Metadata, on page 41](#).

Extract the Default Metadata Set

To extract the default metadata set, call the `ExtractGetSubFileMetadata(int extractFileId, int metadataID, string metaDataName)` method. For example:

```
int[] metaIDs = null;
string[] metaDataName = null;

m_objFilter.SetMetaConfig();

ExtractSubFileMetadata metadata;

metadata = m_objFilter.ExtractGetSubFileMetadata(extContextId, metaIDs,
metaDataName);
```

Microsoft Outlook (MSG) Metadata

In addition to the default metadata set, the metadata fields listed in the following table can be extracted for MSG files. The field name must be passed to `metaNameArray` in the call to the `ExtractGetSubFileMetadata` method.

MSG-specific metadata list

Field Name (string to specify)	Description
AttachFileName	An attachment's long file name and extension, excluding path.
ConversationTopic	The topic of the first message in a conversation thread. A conversation thread is a series of messages and replies. This is the first message's subject with any prefix removed.
CreationTime	The time the message or attachment was created. This value is displayed in the Sent field in the message's Properties dialog in Outlook.
InternetMessageID	The identifier for messages that come in over the Internet. This is the MAPI property <code>PR_INTERNET_MESSAGE_ID</code> . This property is not in the MAPI headers or MAPI documentation.
LastModificationTime	The time the message or attachment was last modified. This value is displayed in the Modified field in the message's Properties dialog in Outlook.
MessageID	The message transfer system (MTS) identifier for the message transfer agent (MTA). This value is displayed on the Message ID tab in the message's Properties dialog in Outlook.
Received	The date and time a message was delivered. This value is displayed in the Received field in the message's Properties dialog in Outlook.
Sender	<p>The name and email address of the message sender. This value is a concatenation of two MAPI properties in the following format:</p> <p>"PR_SENDER_NAME" <PR_SENDER_EMAIL_ADDRESS></p> <p>The Sender value might be the same as or different than the default metadata From value (see Default Metadata Set, on page 37), depending on which MAPI properties exist in the MSG file.</p>
Sensitivity	The value indicating the message sender's opinion of the sensitivity of a message, such as Personal, Private, or Confidential. This value is displayed in the Sensitivity field in the message's Properties dialog in Outlook.
TransportMsgHeaders	Contains transport-specific message envelope information. This value corresponds to the MAPI property <code>PR_TRANSPORT_MESSAGE_HEADERS</code> .

MSG-specific metadata list, continued

Field Name (string to specify)	Description
StartDate	Contains an appointment start date. This value corresponds to the PR_START_DATE MAPI property.
EndDate	Contains an appointment end date. This value corresponds to the PR_END_DATE MAPI property.

Extract MSG-Specific Metadata

To extract specific metadata fields from an MSG file, use the method `ExtractGetSubFileMetadata` (`int extractFileId`, `int metadataID`, `string metaDataName`) and pass the field name defined in the table to `metaNameArray` (the string is not case sensitive).

For example, the following code extracts the contents of the `ConversationTopic` and `MessageID` fields:

```
int[] metaIDs = null;
string[] metaDataName = new string[2] {"conversationtopic", "MessageID"};

m_objFilter.SetMetaConfig();

ExtractSubFileMetadata metadata;
metadata = m_objFilter.ExtractGetSubFileMetadata(extContextId, metaIDs,
metaDataName);
```

Microsoft Outlook Express (EML) and Mailbox (MBX) Metadata

In addition to the default metadata set, you can extract any metadata field that exists in the header of an EML or MBX file by passing the field's name. If the name is a valid field in the file, the contents of the field are returned. For example, to retrieve the name of the last mail server that received the message before it was delivered, you can pass the string "Received".

Extract EML- or MBX-Specific Metadata

To extract specific metadata fields from an EML or MBX file, use the method `ExtractGetSubFileMetadata` (`int extractFileId`, `int metadataID`, `string metaDataName`) and pass the metadata name to `metaNameArray` (the string is not case sensitive).

For example, the following code extracts the contents of the `Received` and `Mime-version` fields:

```
int[] metaIDs = null;
string[] metaDataName = new string[2] {"Received", "Mime-version"};

m_objFilter.SetMetaConfig();

ExtractSubFileMetadata metadata;
```



```
metadata = m_objFilter.ExtractGetSubFileMetadata(extContextId, metaIDs,  
metadataName);
```

Lotus Notes Database (NSF) Metadata

In addition to the default metadata set, you can extract any Lotus field name that exists in an NSF file by passing the field's name. (You can extract fields from mail NSF files and non-mail NSF files.) If the name is a valid field in the file, the field is returned. For example, to retrieve the date a document in an NSF file was last accessed, you would pass the string "\$LastAccessedDB".

NOTE:

A complete list of NSF fields are provided in the Lotus Notes file `stdnames.h`. This header file is available in the Lotus API Toolkit.

Extract NSF-Specific Metadata

To extract specific metadata fields from an NSF file, use the method `ExtractGetSubFileMetadata` (`int extractFileId`, `int metadataID`, `string metaDataName`) and pass the metadata name to `metaNameArray` (the string is not case sensitive).

For example, the following code extracts the contents of the `Description` and `Categories` fields:

```
int[] metaIDs = null;  
string[] metaDataName = new string[2] {"description", "Categories"};  
  
m_objFilter.SetMetaConfig();  
  
ExtractSubFileMetadata metadata;  
metadata = m_objFilter.ExtractGetSubFileMetadata(extContextId, metaIDs,  
metadataName);
```

Microsoft Personal Folders File (PST) Metadata

In addition to the default metadata set, you can extract Messaging Application Programming Interface (MAPI) properties from a PST file. These properties describe elements (subject, sender, recipient, and so on) of Outlook items within the PST file. Since the properties are stored in the PST file itself, they can be retrieved before the contents of the PST are extracted. This enables you to determine whether an Outlook item should be extracted based on a subfile's attributes. MAPI properties are also stored for Outlook attachments that are not mail messages (such as an attached Microsoft Word document or Lotus 1-2-3 file).

MAPI Properties

Each MAPI property is identified by a property tag, which is a constant that contains the property type and a unique identifier. For example, the property that indicates whether a message has attachments has the following components:

Property	PR_HASATTACH
Identifier	0x0E1B
Property type	PT_BOOLEAN (000B)
Property tag	0x0E1B000B

The Microsoft MAPI documentation on the Microsoft Developer Network website lists all available MAPI properties, their tags, and types.

You can retrieve any MAPI property that is of one of the MAPI property types listed below:

PT_I2	PT_DOUBLE	PT_STRING8
PT_I4	PT_FLOAT	PT_TSTRING
PT_BINARY	PT_LONG	PT_SYSTIME
PT_BOOLEAN	PT_SHORT	PT_UNICODE

NOTE:

Properties with a PT_TSTRING type have the property type recompiled to either a Unicode string (PT_UNICODE) or to an ANSI string (PT_STRING8) depending on the operating system's character set. To retrieve the Unicode property, pass in the Unicode version of the tag. For example, the property tag for PR_SUBJECT is either 0x0037001E for an ANSI string, or 0x0037001F for a Unicode string.

Extract PST-Specific Metadata

In the call to extract subfile metadata, you can pass either the MAPI tag number (such as 0x0070001e) or one of the constants in the Filter class (such as KVPR_SUBJECT). These constants are a subset of MAPI properties and use a KeyView naming convention. For example, the property PR_CONVERSATION_TOPIC is defined as KVPR_CONVERSATION_TOPIC. If the property you want to retrieve is not defined as a constant in the Filter class, you must pass the MAPI tag number.

To extract specific MAPI properties from a PST file, use the method `ExtractGetSubFileMetadata` (`int extractFileId`, `int metadataID`, `string metaDataName`) and pass the tag number or constant to `metaNameArray`.

For example, the following code extracts the MAPI properties PR_SUBJECT and PR_ALTERNATE_RECIPIENT:

```
int[] metaIDs = new int[2] { Filter.Constant.MAPIConstant.KVPR_SUBJECT, 0x3A010102 } ;
string[] metaDataName = null ;

m_objFilter.SetMetaConfig();

ExtractSubFileMetadata metadata;
metadata = m_objFilter.ExtractGetSubFileMetadata(extContextId, metaIDs,
metaDataName);
```

Exclude Metadata from the Extracted Text File

When a mail message is extracted, the message text and header information (To, From, Sent, and so on) is extracted to a text file. You can prevent the header information from appearing in the text file.

To exclude the header information, call the `ExcludeMailHeader` property of the `ExtractSubFileExtractConfig` object, and pass `ExtractSubFileExtractConfig` to the `ExtractSubFile` method. For example:

```
m_excludeMailHeader = true;
extconfig = new ExtractSubFileExtractConfig();

extconfig.ExcludeMailHeader = m_excludeMailHeader;
extinfo = m_objFilter.ExtractSubFile(extContextID, i, extconfig);
```

Extract Subfiles from Outlook Files

When an Outlook file (MSG) is extracted to disk, its message text and header information (To, From, Sent, and so on) are extracted to a text file. (If you do not want the header information to appear in the text file, see [Exclude Metadata from the Extracted Text File, above](#).) If the Outlook file contains a non-mail attachment, the attachment is extracted in its native format to a sub directory. If the Outlook file contains a mail attachment, the attachment's message text and attachment(s) are extracted to a sub directory.

Extract Subfiles from Outlook Express Files

When an Outlook Express (EML) file is extracted to disk, its message text and header information (To, From, Sent, and so on) are extracted to a text file. (If you do not want the header information to appear in the text file, see [Exclude Metadata from the Extracted Text File, above](#).) If the Outlook Express file contains a non-mail attachment, the attachment is extracted in its native format to the same directory as the message text file. If the Outlook Express file contains a mail attachment, the complete attachment (including message text and attachments), the message text file, and non-mail attachment(s) are extracted to the same directory as the main message.

NOTE:

When the MBX reader (`mbxsr`) is enabled, it is used to filter MBX and EML files. If the MBX reader is not enabled, the EML reader (`emlsr`) is used.

Extract Subfiles from Mailbox Files

A Mailbox (MBX) file is a collection of individual emails compiled with RFC 822 and RFC 2045 - 2049 (MIME), and divided by message separators. There are many mail applications that export to an MBX format, such as Eudora Email and Mozilla Thunderbird.

When an MBX file is extracted to disk, the message text and header information (To, From, Sent, and so on) from each mail file are extracted to text files. (If you do not want the header information to appear in the text file, see [Exclude Metadata from the Extracted Text File, on the previous page.](#))

In Eudora MBX files, attachments are inserted as a link and are stored externally from the message. These attachments are not extracted, but the path to the attachment is returned in the call to the `ExtractGetSubFileInfo` method. You can write code to retrieve the attachment based on the returned path.

For MBX files from other clients, KeyView extracts attachments when they are embedded in the message.

NOTE:

The Mailbox (MBX) reader is an advanced feature and is sold and licensed separately. To enable this reader in a KeyView SDK, you must obtain the appropriate license key from Micro Focus.

Extract Subfiles from Outlook Personal Folders Files

KeyView can extract Outlook items such as messages, appointments, contacts, tasks, notes, and journal entries from a PST file. When a PST file is extracted to disk, the body text and header information (To, From, Sent, and so on) from each Outlook item are extracted to a text file. (If you do not want the header information to appear in the text file, see [Exclude Metadata from the Extracted Text File, on the previous page.](#))

You can also extract messages from PST files as MSG files, including all their attachments, using the `SaveAsMSG` property in the `ExtractSubFileExtractConfig` class.

If an Outlook item contains a non-mail attachment, the attachment is extracted in its native format to a sub directory. If an Outlook item contains an Outlook attachment, the attached item's body text and attachment(s) are extracted to a sub directory.

NOTE:

The Microsoft Outlook Personal Folders (PST) reader is an advanced feature and is sold and licensed separately. To enable this reader in a KeyView SDK, you must obtain the appropriate license key from Micro Focus.

Use the Native or MAPI-based Reader

KeyView accesses PST files in one of two ways:

- indirectly using the Microsoft's Messaging Application Programming Interface (MAPI) reader named `pstsr`.
- directly using the native PST reader named `pstnsr`.

On UNIX and Windows x64 and IA-64, the native reader is always used to process PST files because the MAPI-based reader only runs on Windows x86. On Windows x86, you can specify either reader, however, the MAPI-based reader is used by default. The differences between the two readers are summarized in the following table:

Feature/Requirement	Native Reader (pstnsr)	MAPI-based Reader (pstsrr)
All platforms supported	Yes	Windows x86 only
Outlook client required	No	Yes
MAPI properties supported	Yes All properties defined in <code>mapitags.h</code> . Object properties are not supported.	Yes Extracts properties defined in <code>mapitags.h</code> . Object properties are not supported.
Password-protection supported	Yes	Yes (using the <code>setPassword</code> method)
Compressible encryption supported	Yes	Yes
High encryption supported	No	Yes

To specify the MAPI-based reader be used for PST files, change the PST entry in the `formats.ini` file as follows:

```
297=pst
```

To specify the native reader be used for PST files, change the PST entry in the `formats.ini` file as follows:

```
297=pstn
```

NOTE:

You must make sure that the PST that you are extracting is not open in the Outlook client and the Outlook process is not running.

Use the Native PST Reader (pstnsr)

The native PST reader accesses PST files directly without relying on the Microsoft interface to the PST format. It runs on both Windows and UNIX and does not require an Outlook client on the system processing the PST files. However, the native reader does not support password-protected PST files that use high encryption.

Use the MAPI Reader (pstsrr)

The `pstsrr` reader accesses PST files indirectly using Microsoft's Messaging Application Programming Interface (MAPI). MAPI is a standard Windows message interface that enables different mail programs

and other mail-aware applications (such as word processors and spreadsheets) to exchange messages and attachments with each other. MAPI allows KeyView to open a PST file, traverse the folders and Outlook items, and extract the items inside the PST file.

NOTE:

When extracting subfiles from PST files, information on the distribution list used in an email is extracted to a file called *emailname.dist*. This applies to the MAPI reader (pstsr) only.

System Requirements

Because MAPI is only supported on Windows platforms, you can only filter PST files on Windows. Because MAPI relies on functionality in Microsoft Outlook, a Microsoft Outlook client must be installed on the same machine as the application filtering PST files, and must be the default email application. KeyView supports the following PST formats and Outlook clients:

- Outlook 97 or higher PST files
- Outlook 2002 or Outlook 2003 clients

NOTE:

The Outlook client must be the same version as or newer than the version of Outlook that generated the PST file.

MAPI Attachment Methods

The way in which you can access the contents of a PST message attachment is determined by the MAPI attachment method applied to the attachment. For example, if the attachment is an embedded OLE object, it uses the ATTACH_OLE attachment method. KeyView can access message attachments that use the following attachment methods:

ATTACH_BY_VALUE
ATTACH_EMBEDDED_MSG
ATTACH_OLE
ATTACH_BY_REFERENCE
ATTACH_BY_REF_ONLY
ATTACH_BY_REF_RESOLVE

Attachments using the ATTACH_BY_VALUE, ATTACH_EMBEDDED_MSG, or ATTACH_OLE attachment methods are extracted automatically when the PST file is extracted. An "attach by reference" method means the attachment is not in Outlook, but Outlook contains an absolute path to the attachment. Before you can extract these types of attachments, you must retrieve the path to access the attachment.

To extract "attach by reference" attachments

1. Determine whether the attachment uses an ATTACH_BY_REFERENCE, ATTACH_BY_REF_ONLY, or ATTACH_BY_REF_RESOLVE method by retrieving the MAPI property PR_ATTACH_METHOD.

2. If the attachment uses one of the "attach by reference" methods, get the fully qualified path to the attachment by retrieving the MAPI properties PR_ATTACH_LONG_PATHNAME or PR_ATTACH_PATHNAME.
3. You can then either copy the files from their original location to the path where the PST file is extracted, or use the Filter API methods to filter the attachment.

Open Secured PST Files

KeyView enables you to specify credentials (user name and password), which are used to open a secured PST file for extraction. See [Password Protected Files, on page 279](#) for more information.

Detect PST Files While the Outlook Client is Running

If you are running an Outlook client while running the File Extraction API, the KeyView format detection module (kwad) might not be able to open the PST file to determine the file's format because Outlook has the file locked. In this case, you can do one of the following:

- Close Outlook when using the Extraction API
- Detect PST files by extension only and bypass the format detection module. To enable this option, add the following lines to the `formats.ini` file.

```
[container_flags]
detectPSTbyExtension=1
```

NOTE:

The `detectPSTbyExtension` option only applies when you are using the MAPI reader (pstr).

NOTE:

If you use this option, you must make sure in your code that valid PST files are passed to KeyView because the format detection module will not be available to verify the file type and pass the file to the appropriate reader.

Extract Subfiles from Lotus Domino XML Language Files

When a Lotus Domino XML Language (.DXL) file is extracted, its message text and header information (*To*, *From*, *Sent*, and so on) are extracted to a text file.

NOTE:

To prevent header information from being extracted, see [Exclude Metadata from the Extracted Text File, on page 43](#).

You can make sure that dates and times extracted from Lotus Domino .DXL files are displayed in a uniform format.

To extract custom date/time formats

- In the `formats.ini` file, set the `DateTimeFormat` option in the `[dxlsr]` section. For example:

```
[dxlsr]
DateTimeFormat=%m/%d/%Y %I:%M:%S %p
```

In this example, dates and times are extracted in the following format:

02/11/2003 11:36:09 AM

The format arguments are the same as those for the `strftime()` function. Refer to the following webpage for more information.

<http://msdn.microsoft.com/en-us/library/fe06s4ak%28VS.71%29.aspx>

Extract Subfiles from Lotus Notes Database Files

A Lotus Notes database is a single file that contains multiple documents called *notes*. Notes include design notes (such as forms, views, folders, navigators, outlines, pages, framesets, agents, and resources), data document notes, profile document notes, access control list notes, and collection (index) notes. KeyView can extract text items, attachments, and OLE objects from *data document notes* only. Data document notes include emails, journal entries, discussion threads, documents (Microsoft Office and Lotus SmartSuite), and so on.

All components of a note are prefixed by field names such as "SendTo:", "Subject:", and "Body:". When a note is extracted, the field names are not included in the extracted output; only the field values are extracted.

When a mail message in an NSF file is extracted to disk, the body text and header information—such as the values from the `SendTo`, `From`, and `DeliveredDate` fields—in each message are extracted to a text file. (If you do not want the header information to appear in the message text file, see [Exclude Metadata from the Extracted Text File, on page 43](#).)

NOTE:

The Lotus Notes Database (NSF) reader is an advanced feature and is sold and licensed separately. To enable this reader in a KeyView SDK, you must obtain the appropriate license key from Micro Focus.

System Requirements

The NSF format is proprietary. Therefore, KeyView accesses NSF files indirectly using the Lotus Notes API. Since the NSF reader relies on functionality in Lotus Notes, a Lotus Notes client or Lotus Domino server must be installed and configured on the same machine on which the application filtering NSF files is installed. On UNIX and Linux, the Lotus Domino server is required. On Windows, the Lotus Notes client or Lotus Domino server is required.

KeyView supports the following Lotus Notes clients and Domino servers:

- Lotus Notes 6.5.1
- Lotus Domino 6.5.1

KeyView supports NSF files on the same platforms supported by Lotus Notes and Lotus Domino:

- Windows XP x86 (Service Pack 1 and 2)
- Windows 2000 x86 (Service Pack 2)
- Solaris 8.0 and 9.0 (built on Solaris 8.0)
- Red Hat Enterprise Linux AS 3.0 (x86)
- SuSE Linux Enterprise Server 8 and 9 (x86)
- IBM AIX 5.1, 5L version 5.2

Installation and Configuration

Before KeyView can filter NSF files, you must set up the Lotus Notes client or Lotus Domino server. Full configuration is not required. The following steps outline the minimal setup for NSF filtering.

Windows

1. Install the Lotus Notes client or Lotus Domino server. You do not need to configure the client or server.
2. Make sure that the `notes.ini` file is in the `install\lotus\notes` directory, where `install` is the directory where Lotus Notes is installed. If the file does not exist, create an ASCII file named `notes.ini`, and add the following text:


```
[Notes]
```
3. Add the `install\lotus\notes` and the KeyView `bin` directory to the PATH environment variable. Micro Focus recommends that you add the KeyView `bin` directory because the Lotus Notes installation might contain older KeyView OEM libraries.

Solaris

1. Install Lotus Domino server. You do not need to configure the server.
2. Make sure that the `notes.ini` file is in the `install/lotus/notes/latest/sunspa` directory, where `install` is the directory where Lotus Notes is installed. If the file does not exist, create an ASCII file named `notes.ini`, and add the following text:

```
[Notes]
```

3. Add the `install/lotus/notes/latest/sunspa` directory to the PATH environment variable:

```
setenv PATH install/lotus/notes/latest/sunspa:$PATH
```

4. Add the `install/lotus/notes/latest/sunspa` and the KeyView `bin` directory to the LD_LIBRARY_PATH environment variable:

```
setenv LD_LIBRARY_PATH keyview_bin:install/lotus/notes/latest/sunspa:$LD_LIBRARY_PATH
```

where *keyview_bin* is the location of the KeyView bin directory. Micro Focus recommends that you add the KeyView bin directory because the Lotus Notes installation might contain older KeyView OEM libraries.

AIX 5.x

1. Install the *bos.iocp.rte* file set if it is not already installed, and reboot the machine. See the Lotus Domino server documentation for more information.
2. Install Lotus Domino server. You do not need to configure the server.
3. Make sure that the *notes.ini* file is in the *install/lotus/notes/latest/ibmpow* directory, where *install* is the directory where Lotus Notes is installed. If the file does not exist, create an ASCII file named *notes.ini*, and add the following text:

```
[Notes]
```

4. Add the *install/lotus/notes/latest/ibmpow* directory to the PATH environment variable:

```
setenv PATH install/lotus/notes/latest/ibmpow:$PATH
```
5. Add the *install/lotus/notes/latest/ibmpow* and the KeyView bin directory to the LIBPATH environment variable:

```
setenv LIBPATH keyview_bin:install/lotus/notes/latest/ibmpow:$LIBPATH
```

where *keyview_bin* is the location of the KeyView bin directory. Micro Focus recommends that you add the KeyView bin directory because the Lotus Notes installation might contain older KeyView OEM libraries.

Linux

1. Install Lotus Domino server. You do not need to configure the server.
2. Make sure that the *notes.ini* file is in the *install/lotus/notes/latest/linux* directory, where *install* is the directory where Lotus Notes is installed. If the file does not exist, create an ASCII file named *notes.ini*, and add the following text:

```
[Notes]
```

3. Add the *install/lotus/notes/latest/linux* directory to the PATH environment variable:

```
setenv PATH install/lotus/notes/latest/linux:$PATH
```
4. Add the *install/lotus/notes/latest/linux* and the KeyView bin directory to the LD_LIBRARY_PATH environment variable:

```
setenv LD_LIBRARY_PATH keyview_bin:install/lotus/notes/latest/linux:$LD_LIBRARY_PATH
```

where *keyview_bin* is the location of the KeyView bin directory. Micro Focus recommends that you add the KeyView bin directory because the Lotus Notes installation might contain older KeyView OEM libraries.

Open Secured NSF Files

KeyView enables you to specify credentials (user ID file and password), which are used to open a secured NSF file for extraction. See [Password Protected Files, on page 279](#) for more information.

Format Note Subfiles

The KeyView NSF reader uses XML templates to format note sub-files. You can customize the templates as required to approximate the look and feel of the original notes as closely as possible. For more information, see [Extract and Format Lotus Notes Subfiles, on page 189](#).

Extract Subfiles from PDF Files

KeyView can extract document-level and page-level attachments from a PDF document. Document-level attachments are added by using the **Attach A File** tool, and can include links to or from the parent document or to other file attachments. Page-level attachments are added as comments by using various tools. Page-level or comment attachments display the File Attachment icon or the Speaker icon on the page where they are located.

When a PDF file is extracted to disk, the PDF file is extracted to a directory and the PDF's attachments are saved in their native format to the same directory as the original PDF file.

Improve Performance for PDFs with Many Small Images

To improve performance when processing PDF files that contain many small images, you can choose to ignore images unless they exceed a minimum width and/or height. If an image is smaller than the minimum width or height, KeyView does not extract the image.

For example, to ignore images that are less than 16 pixels wide or less than 16 pixels in height, add the following to the [pdf_flags] section of the `formats.ini` file:

```
[pdf_flags]
process_images_with_min_width=16
process_images_with_min_height=16
```

Extract Embedded OLE Objects

The File Extraction API can extract embedded OLE objects from the following types of documents:

- Microsoft Excel
- Microsoft Word
- Microsoft PowerPoint
- Microsoft Outlook

- Microsoft Visio
- Rich Text Format (RTF)

When an embedded OLE object is extracted from its parent file, the location where the embedded file appears in the original document is not available. The parent and child are extracted as separate files.

Extract Subfiles from ZIP Files

ZIP files that are not password-protected can be extracted using the general method (see [Extract Subfiles, on page 33](#)). However, some ZIP files use password protection, in which case you must use a different method to enter the required credentials. See [Password Protected Files, on page 279](#) for more information.

Default File Names for Extracted Subfiles

When a file name is not specified in the call to `ExtractSubFile`, in some cases, a default file name is applied to the extracted subfile.

Default File Name for Mail Formats

To avoid naming conflicts and problems with long file names, KeyView applies its own names to the extracted mail folders and mail items when a name is not supplied in the call to `ExtractSubFile`. A non-mail attachment retains its original file name and extension.

When the contents of a mail store or the message body of a mail message are extracted, the extracted file names might include the following:

- The first valid eight characters of the original folder name or "Subject" line of the mail message. If the "Subject" line is empty, the characters `kvext` are used, where `ext` is the format's extension. For example, the characters would be `"kvmsg"` for MSG, and `"kvnsf"` for NSF.

The following special characters are considered invalid and are ignored:

- any non-printing character with a value less than 0x1F
- angle brackets (< >)
- asterisk (*)
- back slash (\)
- colon (:)
- double quote (")
- forward slash (/)
- pipe (|)
- question mark (?)

For notes, the file name is derived from the first 24 characters of the note text. For contact entries, the file name is derived from the full name of the contact.

- The characters `_kvn`, where *n* is an integer incremented from 0 for each extracted item.
- One of the following extensions:

Type	File Extension
email message	.mail .rtf (NSF files)
calendar appointment	.cal
contact entry	.cont
task entry	.task
note	.note
journal entry	.jrn1
distribution list	.dist

If the type cannot be determined for an MSG or PST file, the file is given a `.mail` extension.

If the type cannot be determined for an NSF file, the file is given a `.tmp` extension.

For example, an MSG mail message with the subject line "RE: Product roadmap" that contains the Microsoft Excel attachment `release_schedule.xls` is extracted as:

```
RE produ_kv0.mail  
release_schedule.xls
```

If an extracted message contains an embedded OLE object or any attachment that does not have a name, the object or attachment is extracted as `_kv#.tmp`.

Default File Name for Embedded OLE Objects

KeyView can apply a default name to an extracted embedded OLE object when a name is not supplied in the call to `ExtractSubFile`. When an embedded OLE object is extracted, the extracted file name might include the following:

- The first valid eight characters of the main file. The following special characters are considered invalid and are ignored:
 - any non-printing character with a value less than `0x1F`
 - angle brackets (`<` `>`)
 - asterisk (`*`)
 - back slash (`\`)
 - colon (`:`)

- double quote (")
- forward slash (/)
- pipe (|)
- question mark (?)
- The characters `_kvn`, where *n* is an integer incremented from 0 for each extracted object.
- If KeyView can determine the embedded OLE is a Microsoft Office document, the original extension is used. If the file type cannot be determined, the file is given a `.tmp` extension.

For example, let us say a Microsoft Word document (`sales_quarterly.doc`) contains two embedded OLE objects: a Microsoft Excel file called `west_region.xls`, and a bitmap created in the Word document. The embedded objects would be extracted as

```
sales_qu_kv0.xls  
sales_qu_kv1.tmp
```

Chapter 4: Use the Filter API

This section describes how to perform some basic filtering tasks by using the Filter API.

• Generate an Error Log	55
• Extract Metadata	58
• Convert Character Sets	61
• Extract Deleted Text Marked by Tracked Changes	63
• Filter PDF Files	64
• Filter Spreadsheet Files	69
• Filter HTML Files	72
• Filter XML Files	73
• Configure Headers and Footers	77
• Tab Delimited Output for Embedded Tables	77
• Exclude Japanese Guide Text	77
• Source Code Identification	78

Generate an Error Log

You can monitor and debug filtering operations by enabling a detailed error log. This allows you to see errors that are generated at run time and to track problem files in stream or file mode.

NOTE:

Error logs are not generated when in-process filtering is enabled.

The error log might include the following information:

- Generated error messages.
- Time stamp.
- Path and file name of the file in which the error occurred.
- Length of the file in which the error occurred. If the name of the original file or the name of the temporary file are not obtained in stream mode, the file length is reported.

The following is a sample log file:

```
-KV00PE 12 # Time: 11:14:32 # File Len = 68140
-KV00PE 13 # Time: 11:23:05 # H:\files\WP\Word97\fnldmsa.doc
-KV00PE 5 # Time: 12:15:54 # H:\files\SS\XL2000\corporate.xsl
-KV00PE 5 # Time: 12:45:19 # H:\files\WP\WPerf5\wp501.doc
-KV00PE 12 # Time: 14:25:33 # H:\files\PG\PPoint95\95.ppt
-KV00PE 26 # Time: 16:26:04 # File Len = 19117568
-KV00PE 10 # Time: 20:27:40 # File Len = 19117568
```

You can specify the information that is written to the log file using either the API or environment variables. To configure a log file for a single filtering session, use environment variables. To configure a log file for all filtering sessions, use the API. Configuring the log file using the API overrides the same settings in the environment variables. You can also specify additional settings in the `formats.ini` file

You can configure the following features of the log file:

- Enable or disable logging. See [Enable or Disable Error Logging, below](#).
- Change the default path and file name of the log file. See [Change the Path and File Name of the Log File, below](#).
- Include memory errors in the log file. See [Report Memory Errors, on the next page](#).
- Specify a memory guard that is used to generate memory overwrite errors in the log. See [Specify a Memory Guard, on the next page](#).
- Include the input file name in the log file when filtering a stream. See [Report the File Name in Stream Mode, on the next page](#).
- Specify the maximum size of the log file. See [Specify the Maximum Size of the Log File, on page 58](#).

Enable or Disable Error Logging

You can enable or disable error logging using either the API or environment variables. By default, a file called `kvoop.log` is created in the system temporary directory; however, you can change the path and file name of this file (see [Change the Path and File Name of the Log File, below](#)).

Use the API

To enable or disable logging in the API, instantiate the `Filter` object using the constructor `Filter(String outputCharSet, UInt32 filterFlags)`, and set the `FilterConstant.FilterFlagConstant` argument to either `FILTERFLAG_OOPLOGON` or `FILTERFLAG_OOPLOGOFF`. For example:

```
objFilter = new Filter(outputCharSet, FilterConstant.FilterFlagConstant.FILTERFLAG_OOPLOGON);
```

Use Environment Variables

To enable logging, add the environment variable `KV00PLOGON`, and set the variable value to 1. To disable logging, do not set the environment variable `KV00PLOGON`.

Change the Path and File Name of the Log File

You can change the default path and file name of the log file. The default is `C:\temp\kvoop.log` on Windows and `/tmp/kvoop.log` on UNIX.

To change the path and file name of the log file, add the following to the `formats.ini` file:

```
[kvooplog]  
KvoopLogName=filepath
```


The `formats.ini` file is in the directory `install\OS\bin`, where `install` is the path name of the Filter installation directory and `OS` is the name of the operating system.

Report Memory Errors

You can report memory leaks and memory overwrites in the log file by enabling the memory trace system, either by using the API or environment variables. If the memory trace system is enabled, the error messages for memory leaks and memory overwrites (`KVError_MemoryLeak` and `KVError_MemoryOverwrite`, respectively) are reported in the log file when they are generated.

NOTE:

To report memory overwrites, you must also set a memory guard. See [Specify a Memory Guard, below](#).

Use the API

To enable or disable the memory trace system in the API, instantiate the Filter object using the constructor `Filter(String outputCharSet, UInt32 filterFlags)`, and set the `FilterConstant.FilterFlagConstant` argument to either `FILTERFLAG_OOPMEMTRACEON` or `FILTERFLAG_OOPMEMTRACEOFF`. For example:

```
objFilter = new Filter(outputCharSet, FilterConstant.FilterFlagConstant.FILTERFLAG_OOPMEMTRACE);
```

Use Environment Variables

To enable the memory trace system, add the `KV00PMT` environment variable, and set its value to `1`. To disable the memory trace system, do not set the `KV00PMT` environment variable.

Specify a Memory Guard

To report memory overwrites in the log file, you must set a memory guard that protects against memory overwrites. Normally, this is set in the range of 100-200 bytes. For example, if a memory guard of 100 is set and 20 bytes of memory are specified, a total of 120 bytes of memory are allocated. The additional memory is used to monitor and identify memory overwrites.

To configure the memory guard, add the following section to the `formats.ini` file:

```
[Kvooplog]
mg=100
```

Report the File Name in Stream Mode

When you run Filter in file mode the file name is always reported in the log file. To report the file name in stream mode, you must extract it through the API.

To add the input file name to the log

1. Create an instance of `ConfigOption` with the following properties:
 - a. Set the `ConfigOptionType` to `CFG_SET00PSRCFILE`.
 - b. Set the `ConfigOptionValue` to 0.
 - c. Set `ConfigOptionData` to the *input_filename*.
2. Call the `SetConfigOption` method, and pass in the `ConfigOption` instance.

Example

```
ConfigOption configs = new ConfigOption();
    configs.ConfigOptionData = input_filename;
    configs.ConfigOptionType = FilterConstant.ConfigOptionConstant.CFG_
SET00PSRCFILE;
    configs.ConfigOptionValue = 0;
    objFilter.SetConfigOption(configs);
```

Specify the Maximum Size of the Log File

You can specify the maximum size of the log file. When this size is reached and new entries are logged, either the first entry in the file is overwritten or the new entries are not reported.

To configure the maximum log size and whether old entries are overwritten, add the following section to the `formats.ini` file:

```
[Kvooplog]
LogFileSize=10
OverWriteLog=1
```

Option	Description
LogFileSize	This option specifies the maximum size of the log file in KB. The minimum is 1 K. If a size is not specified, the default 2 MB is used.
OverWriteLog	This option determines whether the log file is overwritten when the maximum log file size (<code>LogFileSize</code>) is reached. If you set this option to 1, the first entry of the log file is overwritten. If you set this option to 0, new entries are not reported in the log file.

Extract Metadata

When a file format supports metadata, `KeyView` can extract and process that information. Metadata includes document information fields such as title, author, creation date, and file size. Depending on the file's format, metadata is referred to in a number of ways: for example, "summary information," "OLE summary information," "file information," and "document properties."

The metadata in mail formats (MSG and EML) and mail stores (PST, NSF, and MBX) is extracted differently than other formats. For information on extracting metadata from these formats, see [Extract Mail Metadata, on page 37](#).

NOTE:

KeyView can extract metadata from a document only if metadata is defined in the document, and if the document reader can extract metadata for the file format. The section [Supported Formats, on page 85](#) lists the file formats for which metadata can be extracted. KeyView does not generate metadata automatically from the document contents.

The sample code `TestFilter` demonstrates how to extract metadata. See [TestFilter, on page 81](#).

Extract Metadata for File Filtering

To extract metadata for file filtering

1. Optionally, set the input source using the `SetInputSource(String inFile)` method of the `Filter` object.
2. If the input source was set in step 1, call the `GetSummaryInfo()` method of the `Filter` object to retrieve an object of the `SummaryInfo` class. Otherwise, call the `GetSummaryInfo(String inFile)` method.
3. Use the methods of the `SummaryInfo` object to retrieve the metadata information.

Extract Metadata for Stream Filtering

To extract metadata for stream filtering

1. Optionally, set the input source using the `SetInputSource(System.IO.Stream input)` method of the `Filter` object.
2. If the input source was set in step 1, call the `GetSummaryInfo()` method of the `Filter` object to retrieve an object of the `SummaryInfo` class. Otherwise, call the `GetSummaryInfo(System.IO.Stream in)` method.
3. Use the methods of the `SummaryInfo` object to retrieve the metadata information.

Example

Below is an example of a call to `GetSummaryInfo()`:

If the get summary flag `-i` is set:

```
List<SummaryInfoElement> sinfo
sinfo = objFilter.GetSummaryInfo();
if(sinfo != null)
{
    FileStream fs = new FileStream(m_summaryFile, FileMode.OpenOrCreate,
    FileAccess.Write);
    StreamWriter sw = new StreamWriter(fs);
```

```
//In case the ANSI is not 1252, using following to get byte array and then
convert to correct information.
// BinaryWriter bw = new BinaryWriter(fs);
string charSet = objFilter.TargetCharSet;
foreach (SummaryInfoElement item in sinfo)
{
    Console.WriteLine( item.ElementName + ". data: " + item.Data );
    if (item.ElementName != null)
    {
        //bw.Write(item.ElementNameByteArray);
        sw.WriteLine(" name: " + item.ElementName );
    }
    if (item.Data != null)
    {
        //bw.Write(item.DataByteArray);
        sw.WriteLine(" data: " + item.Data );
    }
}
sw.Flush();
}
sw.Close();
fs.Close();
}
sinfo=null;
```

The `SummaryInfo` class stores the metadata extraction results. After calling the `Filter.GetSummaryInfo()` method, call the properties provided by each instance of this class to extract metadata. The following describes each property:

- `IsValid`. Specifies whether the element data is present.
- `SumInfoType`. Sets or gets the summary element's data type. The possible types are:

<code>KV_String</code>	The value in the metadata field is a string.
<code>KV_Int4</code>	The value in the metadata field is an integer.
<code>KV_DateTime</code>	The value in the metadata field is a date and time.
<code>KV_ClipBoard</code>	Currently not supported.
<code>KV_Bool</code>	The value in the metadata field is a boolean.
<code>KV_Unicode</code>	The value in the metadata field is a Unicode string.
<code>KV_IEEE8</code>	The value in the metadata field is an IEEE 8-byte integer.
<code>KV_Other</code>	The value in the metadata field is user-defined.

- `Data`. Sets or gets the summary element's content.

If type is `KV_Int4` or `KV_Bool`, then `data` contains the actual value. Otherwise, `Data` is a pointer to the actual value.

KV_IEEE8 point to an 8-byte value.

KV_DateTime , KV_String and KV_Unicode point to the beginning of the string that contains the text. KV_Unicode is replaced with KV_String when the UNICODE value has been character mapped to the desired output character set.

- **ElementName.** Sets or gets the summary element's name.
- **ElementNameByteArray.** Sets or gets the summary element's name using a byte array in case the character set is not known.
- **DataByteArray.** Gets the summary element's content using a byte array.

If the **SumInfoType** is KV_DateTime , the value in the DataByteArray is a 64-bit value representing the number of 100-nanosecond intervals since January 1, 1601 (Windows FILETIME EPOCH). You might need to convert this value into another format.

Convert Character Sets

Filter can convert the character set of a source document to an arbitrary character set specified in the API, or to the character set of the operating system on which the output text is viewed. For this conversion to occur, a source character set *must* be identified. The source character set can either be determined by the document reader, or can be set in the API. The section [Supported Formats, on page 85](#) lists file formats for which character set information can be determined by the document reader. The character sets are defined as constants in the Filter class.

Determine the Character Set of the Output Text

To determine the output character set of a filtered document, Filter considers the following:

- Whether the document reader can determine the character set of the file format. If the document reader cannot determine the character set information for the document type, set the source character set in the API.
- Whether the *source* character set is specified in the API.
- Whether the *target* character set is specified in the API.

Guidelines for Character Set Conversion

Below are some rules for the determination of character set mapping:

- If the source is not determined by the document reader or configured in the API, then the character set of the output text is always unknown, regardless of the target character set configuration. The document cannot be converted to a target character set or the operating system's code page unless the source character set is known.
- If the target character set is *not* specified in the API, and the source character set is identified, then the operating system's code page is used for the output text.
- If the source character set is identified, and the target character set is specified in the API, then the target character set specified in the API is used for the output text.

- For documents that contain multiple character sets, Micro Focus recommends that the target character set be forced to UNICODE or UTF-8.

The following table illustrates how Filter determines the character set of the output text.

Determining the Output Character Set—Example

Source charset read by Filter	Source charset specified in API	Target charset specified in API	Output charset
No	No	No	no conversion
No	KVCS_936	No	OS code page
No	No	UNICODE	no conversion
No	KVCS_936	UNICODE	UNICODE
Yes	No	No	OS code page
Yes	KVCS_936	No	OS code page
Yes	No	UNICODE	UNICODE
Yes	KVCS_936	UNICODE	UNICODE

Set the Character Set During Filtering

You can convert the character set of a file at the time the file is filtered.

To specify the source character set, use the `SourceCharSet` property. For example:

```
objFilter.SourceCharSet=sourceCharSet;
```

To specify the target character set, instantiate the Filter object using the constructor `Filter(String outputCharSet, UInt32 filterFlags)`. For example:

```
objFilter = new Filter(outputCharSet, filterFlags);
```

Set the Character Set During Subfile Extraction

You can convert the character set of a subfile at the time the subfile is extracted from the container.

This is most often used to set the character set of a mail message's body text. See [Filter PDF Files, on page 64](#) for more information.

To specify the source and target character set of a subfile

1. Use the methods of the `ExtractSubFileExtractConfig` object to set the source and target character set.
2. Call the `ExtractSubFile` method of the `Filter` object and pass in the `ExtractSubFileExtractConfig` object. For example:

```
subFileConfig.FilePath = subInfo.SubFileName;  
subFileConfig.ExtractDirectory = m_extractDir;  
subFileConfig.CreateDirectory = m_createDir;  
subFileConfig.OverWrite = true;  
subFileConfig.ExcludeMailHeader = m_excludeMailHeader;  
subFileConfig.GetFormattedBody = m_getFormattedBody;  
subFileConfig.SourceCharset = m_sourceCharSet;  
subFileConfig.TargetCharset = m_outputCharSet;  
subFileConfig.LittleEndian = m_isLittleEnd == 1 ? true : false;
```

Prevent the Default Conversion of a Character Set

You can prevent the default conversion of text to the operating system code page, and specify that Filter retain the original character encoding of the document when it is available. Any document identified as containing more than one character encoding is converted to the first encoding encountered in the file.

To prevent the default conversion, instantiate the `Filter` object using the constructor `Filter(String outputCharSet, UInt32 filterFlags)`, and set the `FilterConstant.FilterFlagConstant` argument to `FILTERFLAG_NODEFAULTCHARSETCONVERT`. For example:

```
objFilter = new Filter(outputCharSet, FilterConstant.FilterFlagConstant.FILTERFLAG_  
NODEFAULTCHARSETCONVERT);
```

This setting overrides the source or target character set specified in the API.

Extract Deleted Text Marked by Tracked Changes

The revision tracking feature in applications—such as Microsoft Word's **Track Changes**—marks changes to a document (typically, strikethrough for deleted text and underline for inserted text) and tracks each change by reviewer name and date. If revision tracking was enabled when text was deleted from a source document, you can configure Filter to extract the deleted text. Filter does not extract the reviewer name and revision date. Deleted text is excluded from the filtered output by default.

To extract deleted text from a document and include it in the filtered output, use the `IncludeRevisionMark` property. For example:

```
if(inclRevisionMark == true)  
{  
    objFilter.IncludeRevisionMark();  
}
```

To reset the flag and exclude deleted text from the filtered output, call the `ExcludeRevisionMark` method. For example:

```
if(inclRevisionMark == false)
{
    objFilter.ExcludeRevisionMark();
}
```

Filter PDF Files

Filter has special configuration options that allow greater control over the conversion of Adobe Acrobat PDF files.

Filter PDF Files to a Logical Reading Order

The PDF format is primarily designed for presentation and printing of brochures, magazines, forms, reports, and other materials with complex visual designs. Most PDF files do not contain the *logical structure* of the original document—the correct reading order, for example, and the presence and meaning of significant elements such as headers, footers, columns, tables, and so on.

KeyView can filter a PDF file either by using the file's internal unstructured paragraph flow, or by applying a structure to the paragraphs to reproduce the logical reading order of the visual page. Logical reading order enables KeyView to output PDF files that contain languages that read from right-to-left (such as Hebrew and Arabic) in the correct reading direction.

NOTE:

The algorithm used to reproduce the reading order of a PDF page is based on common page layouts. The paragraph flow generated for PDFs with unique or complex page designs might not emulate the original reading order exactly.

For example, page design elements such as drop caps, callouts that cross column boundaries, and significant changes in font size might disrupt the logical flow of the output text.

By default, KeyView produces an *unstructured* text stream for PDF files. This means that PDF paragraphs are extracted in the order in which they are stored in the file, not the order in which they appear on the visual page. For example, a three-column article could be output with the headers and title at the end of the output file, and the second column extracted before the first column. Although this output does not represent a logical reading order, it accurately reflects the internal structure of the PDF.

You can configure KeyView to produce a *structured* text stream that flows in a specified direction. This means that PDF paragraphs are extracted in the order (logical reading order) and direction (left-to-right or right-to-left) in which they appear on the page.

The following paragraph direction options are available:

Paragraph Direction Option	Description
Left-to-right	Paragraphs flow logically and read from left to right. You should specify this option

Paragraph Direction Option	Description
	when most of your documents are in a language that uses a left-to-right reading order, such as English or German.
Right-to-left	Paragraphs flow logically and read from right to left. You should specify this option when most of your documents are in a language that uses a right-to-left reading order, such as Hebrew or Arabic.
Dynamic	Paragraphs flow logically. The PDF filter determines the paragraph direction for each PDF page, and then sets the direction accordingly. Filter uses this option when a paragraph direction is not specified.

NOTE:
Filtering might be slower when logical reading order is enabled. For optimal speed, use an unstructured paragraph flow.

The paragraph direction options control the direction of paragraphs on a page; they do not control the text direction in a paragraph. For example, a PDF file might contain English paragraphs in three columns that read from left to right, but 80% of the second paragraph might contain Hebrew characters. If the left-to-right logical reading order is enabled, the paragraphs are ordered logically in the output—title paragraph, then paragraph 1, 2, 3, and so on—and flow from the top left of the first column to the bottom right of the third column. However, the *text* direction of the second paragraph is determined independently of the page by the PDF filter, and is output from right to left.

NOTE:
Extraction of metadata is not affected by the paragraph direction setting. The characters and words in metadata fields are extracted in the correct reading direction regardless of whether logical reading order is enabled.

Enable Logical Reading Order

You can enable logical reading order by using either the API or the `formats.ini` file. Setting the paragraph direction in the API overrides the setting in the `formats.ini` file.

Use the API

To enable PDF logical reading order in the API, use the `PDFLogicalOrder` property, and set the `orderFlag` argument to one of the following flags:

Flag	Description
PDF_LOGICAL_ORDER_LTR	Logical reading order and left-to-right paragraph direction

Flag	Description
PDF_ LOGICAL_ ORDER_ RTL	Logical reading order and right-to-left paragraph direction
PDF_ LOGICAL_ ORDER_ AUTO	Logical reading order. The PDF reader determines the paragraph direction for each PDF page, and then sets the direction accordingly. Filter uses this option when a paragraph direction is not specified.
PDF_ LOGICAL_ ORDER_ RAW	Unstructured paragraph flow. This is the default behavior. If logical reading order is enabled, and you want to return to an unstructured paragraph flow, set this flag.

For example:

```
objFilter.PDFLogicalOrder=FilterConstant.PDFFileConstant.PDF_LOGICAL_ORDER_LTR;
```

Use the formats.ini File

The `formats.ini` file is in the directory `install\OS\bin`, where `install` is the path name of the Filter installation directory and `OS` is the name of the operating system.

To enable logical reading order by using the `formats.ini` file

1. Change the PDF reader entry in the `[Formats]` section of the `formats.ini` file as follows:

```
[Formats]  
200=1pdf
```

2. Optionally, add the following section to the end of the `formats.ini` file:

```
[pdf_flags]  
pdf_direction=paragraph_direction
```

where `paragraph_direction` is one of the following:

Flag	Description
LPDF_ LTR	Left-to-right paragraph direction
LPDF_ RTL	Right-to-left paragraph direction
LPDF_ AUTO	The PDF filter determines the paragraph direction for each PDF page, and then sets the direction accordingly. Filter uses this option when a paragraph direction is not specified.
LPDF_ RAW	Unstructured paragraph flow. This is the default behavior. If logical reading order is enabled, and you want to return to an unstructured paragraph flow, set this flag.

Rotated Text

When a PDF that contains rotated text is filtered, the rotated text is extracted after the text at the end of the PDF page on which the rotated text appears. If the PDF is filtered with logical order enabled, and the amount of rotated text on a page surpasses a predefined threshold, the page is automatically output as an unstructured text stream. You cannot configure this threshold.

Extract Custom Metadata from PDF Files

To extract custom metadata from your PDF files, add the custom metadata names to the `pdfsr.ini` file provided, and copy the modified file to the `bin` directory. You can then extract metadata as you normally would.

The `pdfsr.ini` is in the directory `samples\pdfini`, and has the following structure:

```
<META>
<TOTAL>total_item_number</TOTAL>,
/metadata_tag_name datatype,
</META>
```

Parameter	Description
<i>total_item_number</i>	The total number of metadata tags that are listed.
<i>metadata_tag_name</i>	The metadata tag name used in the PDF files.
<i>datatype</i>	The data type of the metadata element. The possible types are: <ul style="list-style-type: none">KV_StringKV_Int4KV_DateTimeKV_ClipBoardKV_BooleanKV_UnicodeKV_IEEE8KV_Other

For example:

```
<META>
<TOTAL>4</TOTAL>
/part_number      INT4
/volume           INT4
/purchase_date    DATETIME
/customer         STRING
</META>
```

Skip Embedded Fonts

Text in PDF files sometimes contain embedded fonts. If you experience difficulties filtering embedded fonts, there are options in the API, the `formats.ini` file, and the `FilterTestDotNet` sample program that you can set to skip this type of text.

NOTE:

If you choose to skip embedded fonts, none of the content that contains embedded fonts is included in the output.

Use the `formats.ini` File

The `formats.ini` file is in the directory `install\OS\bin`, where `install` is the path name of the Filter installation directory and `OS` is the name of the operating system.

When you use `formats.ini` to skip embedded fonts, you can also specify an *embedded font threshold*, which is an arbitrary percentage probability that the glyph in the embedded text maps to a character value in the output character set (ASCII, UTF-8, and so on).

For example, if you specify a threshold of 75, embedded text glyphs that have a 75% or greater probability of correctly matching the character in the output character set are included in the output; glyphs that have a probability of less than 75% of matching the output character set are omitted from the output.

To skip embedded fonts using the `formats.ini` file

- Set the following parameters:

```
[pdf_flags]
skipembeddedfont=TRUE
embedded_font_threshold=threshold
```

where *threshold* is a value between 0 and 100. A threshold of 100 skips all embedded font text; a threshold of 0 retains all embedded font text. Set `skipembeddedfont` to `TRUE` to enable the `embedded_font_threshold` parameter.

The default value of `embedded_font_threshold` is 100. If you set `skipembeddedfont` to `TRUE` and do not specify the `embedded_font_threshold` parameter, Filter skips all embedded text.

Use the .NET API

To skip embedded fonts using the .NET API, set the `SkipEmbeddedFont` property. For example:

```
objFilter.SkipEmbeddedFont;
```

Control Hyphenation

There are two types of hyphens in a PDF document:

- A *soft hyphen* is added to a word by a word processor to divide the word across two lines. This is a discretionary hyphen and is used to ensure proper text flow in justified text.
- A *hard hyphen* is intentionally added to a word regardless of the word's position in the text flow. It is required by the rules of grammar and/or word usage. For example, compound words (such as *three-week vacation* and *self-confident*) contain hard hyphens.

By default, KeyView skips the source document's soft hyphens in the Filter output to provide more searchable text content. However, if you want to maintain the document layout, you can keep soft hyphens in the Filter output. To keep soft hyphens, you must enable the soft hyphen flag in `formats.ini` or in the API.

Use the formats.ini File

To keep soft hyphens using the `formats.ini` file, set the following parameter:

```
[pdf_flags]
keepsofthyphen=TRUE
```

Use the .NET API

To keep soft hyphens using the Java API, set the `KeepSoftHyphen` property to `TRUE`. For example:

```
objFilter.KeepSoftHyphen = TRUE;
```

Filter Spreadsheet Files

Filter has special configuration options that allow greater control over the conversion of spreadsheet files.

Filter Worksheet Names

Normally, Filter does not extract worksheet names from a spreadsheet because it is assumed the text should not be exposed. You can change this default behavior, and extract worksheet names by adding the following lines to the `formats.ini` file:

```
[Options]
getsheetnames=1
```

Filter Hidden Text in Microsoft Excel Files

Normally, Filter does not filter hidden text from a Microsoft Excel spreadsheet because it is assumed the text should not be exposed. You can change this default behavior, and extract text from hidden rows, columns, and sheets from Excel spreadsheets by adding the following lines to the `formats.ini` file:

```
[Options]
gethiddeninfo=1
```

Specify Date and Time Format on UNIX Systems

In Microsoft Excel you can choose to format dates and times according to the system locale. On Windows, KeyView uses the system locale settings to determine how these dates and times should be formatted. In other operating systems, KeyView uses the U.S. short date format (*mm/dd/yyyy*). You can change this by specifying the formats you wish to use in the `formats.ini` file.

To specify the system date and time format on UNIX systems

- In the `formats.ini` file, specify the following options:
 - `SysDateTime`. The format to use when a cell is formatted using the system format including both the date and the time.
 - `SysLongDate`. The format to use when a cell is formatted using the system long date format.
 - `SysShortDate`. The format to use when a cell is formatted using the system short date format.
 - `SysTime`. The format to use when a cell is formatted using the system time format.

NOTE:

These values cannot contain spaces.

For example, if you specify `SysDateTime=%d/%m/%Y`, dates and times are extracted in the following format:

28/02/2008

The format arguments are the same as those for the `strftime()` function. Refer to the following webpage for more information.

<http://linux.die.net/man/3/strftime>

Filter Very Large Numbers in Spreadsheet Cells to Precision Numbers

Numbers in Microsoft Excel files can now be extracted and written to the output without formatting. By default, numbers are extracted in the format specified by the Excel file (for example, *General*, *Currency* and *Date*). Spreadsheets might contain cells that have very large numbers in them. Excel displays the numbers in a scientific notation that rounds or truncates the numbers.

To extract numbers without formatting, add the following options in the `formats.ini` file:

```
[Options]
```

```
ignoredefnumformats=1
```

Extract Microsoft Excel Formulas

Normally, the actual value of a formula is extracted from an Excel spreadsheet; the formula from which the value is derived is not included in the output. However, KeyView enables you to include the value

as well as the formula in the output. For example, if Filter is configured to extract the formula and the formula value, the output might look like this:

245 = SUM(B21:B26)

The calculated value from the cell is 245 and the formula from which the value is derived is SUM (B21:B26).

NOTE:

Depending on the complexity of the formulas, enabling formula extraction might result in slightly slower performance.

To set the extraction option for formulas, add the following lines to the `formats.ini` file:

```
[Options]
getformulastring=option
```

where *option* is one of the following:

Option	Description
0	Extract the formula value only. This is the default. If formula extraction is enabled, and you want to return to the default, set this option.
1	Extract the formula only.
2	Extract the formula and the formula value.

If a function in a formula is not supported or is invalid, and option 1 or 2 is specified, only the calculated value is extracted. See [Supported Microsoft Excel Functions, below](#) for a list of supported functions.

When formula extraction is enabled, Filter can extract Microsoft Excel formulas that contain the functions listed in the following table:

Supported Microsoft Excel Functions

=ABS()	=ACOS()	=AND()	=AREAS()
=ASIN()	=ATAN2()	=ATAN2()	=AVERAGE()
=CELL()	=CHAR()	=CHOOSE()	=CLEAN()
=CODE()	=COLUMN()	=COLUMNS()	=CONCATENATE()
=COS()	=COUNT()	=COUNTA()	=DATE()
=DATEVALUE()	=DAVERAGE()	=DAY()	=DCOUNT()
=DDB()	=DMAX()	=DMIN()	=DOLLAR()
=DSTDEV()	=DSUM()	=DVAR()	=EXACT()
=EXP()	=FACT()	=FALSE()	=FIND()
=FIXED()	=FV()	=GROWTH()	=HLOOKUP()

=HOUR()	=ISBLANK()	=IF()	=INDEX()
=INDIRECT()	=INT()	=IPMT()	=IRR()
=ISERR()	=ISERROR()	=ISNA()	=ISNUMBER()
=ISREF()	=ISTEXT()	=LEFT()	=LEN()
=LINEST()	=LN()	=LOG()	=LOG10()
=LOGEST()	=LOOKUP()	=LOWER()	=MATCH()
=MAX()	=MDETERM()	=MID()	=MIN()
=MINUTE()	=MINVERSE()	=MIRR()	=MMULT()
=MOD()	=MONTH()	=N()	=NA()
=NOT()	=NOW()	=NPER()	=NPV()
=OFFSET()	=OR()	=PI()	=PMT()
=PPMT()	=PRODUCT()	=PROPER()	=PV()
=RATE()	=REPLACE()	=REPT()	=RIGHT()
=ROUND()	=ROUND()	=ROW()	=ROWS()
=SEARCH()	=SECOND()	=SIGN()	=SIN()
=SLN()	=SQRT()	=STDEV()	=SUBSTITUTE()
=SUM()	=SYD()	=T()	=TAN()
=TEXT()	=TIME()	=TIMEVALUE()	=TODAY()
=TRANSPOSE()	=TREND()	=TRIM()	=TRUE()
=TYPE()	=UPPER()	=VALUE()	=VAR()
=VLOOKUP()	=WEEKDAY()	=YEAR()	

Filter HTML Files

KeyView can filter comments from HTML documents. To enable comment filtering, you must set a flag in the `formats.ini` file.

The `formats.ini` file is in the `install\OS\bin` directory, where *install* is the Filter installation directory and *OS* is the name of the operating system.

To enable filtering of comments from HTML files

1. Open the `formats.ini` file in a text editor.
2. Under `[Options]`, set the following flag.

`GetHTMLHiddenInfo=1`

Filter XML Files

Filter SDK enables you to extract all or selected content from source XML files. You can specify the elements and attributes extracted from a document using the API or an INI file (see [Configure Element Extraction for XML Documents](#), below). Filter detects the following XML formats:

- generic XML
- Microsoft Office 2003 XML (Word, Excel, and Visio)
- StarOffice/OpenOffice XML (text document, presentation, and spreadsheet)

See [File Format Detection](#), on page 202 for more information on format detection.

Configure Element Extraction for XML Documents

When filtering XML files, you can specify which elements and attributes are extracted according to the file's format ID or *root element*. This is useful when you want to extract only relevant text elements, such as abstracts from reports, or a list of authors from an anthology.

A root element is an element in which all other elements are contained. In the XML sample below, *book* is the root element:

```
<book>
  <title>XML Introduction</title>
  <product id="33-657" status="draft">XML Tutorial</product>
  <chapter>Introduction to XML
    <para>What is HTML</para>
    <para>What is XML</para>
  </chapter>
  <chapter>XML Syntax
    <para>Elements must have a closing tag</para>
    <para>Elements must be properly nested</para>
  </chapter>
</book>
```

For example, you could specify that when filtering files with the root element *book*, the element *title* is extracted as metadata, and only *product* elements with a *status* attribute value of *draft* are extracted. When you extract an element, the child elements within the element are also extracted. For example, if you extract the element *chapter* from the sample above, the child element *para* is also extracted.

Filter SDK defines default element extraction settings for the following XML formats:

- generic XML
- Microsoft Office 2003 XML (Word, Excel, and Visio)
- StarOffice/OpenOffice XML (text document, presentation, and spreadsheet)

These settings are defined internally and are used when filtering these file formats; however, you can modify their values.

In addition to the default extraction settings, you can also add custom settings for your own XML document types. If you do not define custom settings for your own XML document types, the settings for the generic XML are used.

Modify Element Extraction Settings

You can modify configuration settings for XML documents through either the API or the `kvxconfig.ini` file.

Use an Initialization File

To modify the settings for the standard XML document types, or add configuration settings for your own XML document types, follow these steps:

1. Modify the `kvxconfig.ini` file.
2. Use the initialization file when processing the XML file. See [Modify Element Extraction Settings in the kvxconfig.ini File, below](#).

Modify Element Extraction Settings in the kvxconfig.ini File

The `kvxconfig.ini` file contains default element extraction settings for supported XML formats. The file is in the directory `install\OS\bin`, where `install` is the path name of the Filter installation directory and `OS` is the name of the operating system. For example, the following entry defines extraction settings for the Microsoft Visio 2003 XML format:

```
[config3]
eKVFormat=MS_Visio_XML_Fmt
szRoot=
szInMetaElement=DocumentProperties
szExMetaElement=PreviewPicture
szInContentElement=Text
szExContentElement=
szInAttribute=
```

The following options are available:

Configuration Option	Description
eKVFormat	The format ID as detected by the KeyView detection module. This determines the file type to which these extraction settings apply. See File Format Detection, on page 202 for more information on format ID values. If you are adding configuration settings for a custom XML document type, this is not defined.
szRoot	The file's root element. When the format ID is not defined, the root element is used to determine the file type to which these settings apply. To further qualify the element, specify its namespace. See Specify an

Configuration Option	Description
	Element's Namespace and Attribute, on page 76.
szInMetaElement	<p>The elements extracted from the file as metadata. All other elements are extracted as text.</p> <p>Separate multiple entries with commas. To further qualify the element, specify its namespace, its attributes, or both. See Specify an Element's Namespace and Attribute, on the next page.</p>
szExMetaElement	<p>The child elements in the included metadata elements that are not extracted from the file as metadata. For example, the default extraction settings for the Visio XML format extract the <code>DocumentProperties</code> element as metadata. This element includes child elements such as <code>Title</code>, <code>Subject</code>, <code>Author</code>, <code>Description</code>, and so on. However, the child element <code>PreviewPicture</code> is defined in <code>szExMetaElement</code> because it is binary data and should not be extracted.</p> <p>You cannot exclude any metadata elements from the output for StarOffice files. All metadata is extracted regardless of this setting.</p> <p>Separate multiple entries with commas. To further qualify the element, specify its namespace, its attributes, or both. See Specify an Element's Namespace and Attribute, on the next page.</p>
szInContentElement	<p>The elements extracted from the file as content text. Enter an asterisk (*) to extract all elements including child elements.</p> <p>Separate multiple entries with commas. To further qualify the element, specify its namespace, its attributes, or both. See Specify an Element's Namespace and Attribute, on the next page.</p>
szExContentElement	<p>The child elements in the included content elements that are not extracted from the file as content text.</p> <p>Separate multiple entries with commas. To further qualify the element, specify its namespace, its attributes, or both. See Specify an Element's Namespace and Attribute, on the next page.</p>
szInAttribute	<p>The attribute values extracted from the file. If attributes are not defined here, attribute values are not extracted.</p> <p>Enter the namespace (if used), element name, and attribute name in the following format:</p> <p><i>namespace:elementname@attributename</i></p> <p>For example:</p> <p>microfocus:division@name</p> <p>Separate multiple entries with commas.</p>

Specify an Element's Namespace and Attribute

To further qualify an element, you can specify that the element exist in a certain namespace and/or contain a specific attribute. To define the namespace *and* attribute of an element, enter the following:

ns_prefix:elemname@attribname=attribvalue

NOTE:

Attribute values that contain spaces must be enclosed in quotation marks.

For example, the entry `bg:language@id=xml` extracts a `language` element in the namespace `bg` that contains the attribute name `id` with the value of `"xml"`. This entry extracts the following element from an XML file:

```
<bg:language id="xml">XML is a simple, flexible text format derived from  
SGML</bg:language>
```

but does not extract:

```
<bg:language id="sgml">SGML is a system for defining markup  
languages.</bg:language>
```

or

```
<adv:language id="xml">The namespace should be a Uniform Resource Identifier  
(URI).</adv:language>
```

Add Configuration Settings for Custom XML Document Types

You can define element extraction settings for custom XML document types by adding the settings to the `kvxconfig.ini` file. For example, for files that contain the root element `microfocusxml`, we could add the following section to the end of the initialization file:

```
[config101]  
eKVFormat=  
szRoot=microfocusxml  
szInMetaElement=dc:title,dc:meta@title,dc:meta@name=title  
szExMetaElement=  
  
szInContentElement=microfocus:division@name=keyview,microfocus:division@name=idol,p  
@style="Heading 1"  
szExContentElement=  
szInAttribute=microfocus:division@name
```

The custom extraction settings must be preceded by a section heading named `[configN]`, where *N* is an integer starting at 100 and increasing by 1 for each additional file type, as in `[config100]`, `[config101]`, `[config102]`, and so on. The default extraction settings for the supported XML formats are numbered `config0` to `config99`. Currently only 0 to 6 are used.

Since a custom XML document type is not recognized by the KeyView detection module, the format ID is not defined. The file type is identified by the file's root element only.

If a custom XML document type is not defined in the `kvxconfig.ini` file or by the `SetConfigOption` method, then the default extraction settings for a generic XML document are used.

Configure Headers and Footers

You can configure custom header and footer tags for word processing and spreadsheet documents by editing the `formats.ini` file.

To configure headers and footers

1. Open the `formats.ini` file.
2. In the `[Options]` section, add the following items:

```
header_start_tag=HeaderStart  
header_end_tag=HeaderEnd  
footer_start_tag=FooterStart  
footer_end_tag=FooterEnd
```

For example:

```
header_start_tag=<myHeaderTag>  
header_end_tag=</myHeaderTag>  
footer_start_tag=<myFooterTag>  
footer_end_tag=</myFooterTag>
```

NOTE:

You must encode custom tags in UTF-8.

Tab Delimited Output for Embedded Tables

You can use KeyView to convert embedded tables in Word Processing documents (for example, Microsoft Word) to tab-delimited form, by specifying the following option in the `formats.ini` file:

```
[Options]  
TabDelimitedOutput=TRUE
```

This option inserts a tab character between each cell, and a line break between each row. Tab and line break characters in the cells are replaced with spaces.

Exclude Japanese Guide Text

This option prevents output of Japanese phonetic guide text when Microsoft Excel (`.xlsx`) files are processed.

To prevent output of Japanese phonetic guide text

- Set NoPhoneticGuides to TRUE in the formats.ini file:

```
[Options]
NoPhoneticGuides=TRUE
```

You can also enable this option programatically when filtering by passing KVFLT_NOPHONETICGUIDES to fpFilterConfig.

Source Code Identification

When KeyView auto-detects a file that contains source code, it can attempt to identify the programming language that it is written in.

NOTE:
Source code identification is a new, experimental feature in KeyView 12.0. It is available only on Windows 64-bit and Linux 64-bit platforms.

You can set source code identification to different levels.

Option	Description
KVSOURCECODE_OFF	Do not enable source code identification.
KVSOURCECODE_ENABLED	Enable source code identification for the most common source code formats.
KVSOURCECODE_EXTENDED	Enable source code identification for all supported source code formats. This option might lead to false positives in some cases (for example, a C++ file might get identified as a rarer format).

For the complete list of source code formats supported for both options, see [Detected Formats, on page 115](#).

You can enable source code identification by setting the appropriate level in the formats.ini file. For example:

```
[Options]
SourceCodeDetection=KVSOURCECODE_ENABLED
```

Chapter 5: Sample Programs

This section describes the sample programs provided with Filter SDK.

- [FilterTestDotNet](#)79

FilterTestDotNet

The `FilterTestDotNet` sample program calls the following sample code:

- [TestExtract](#)—demonstrates the File Extraction interface
- [TestFilter](#)—demonstrates the Filtering methods

The source code is in the directory `install\dotnetapi\sample`, where `install` is the path name of the Filter installation directory.

TestExtract

The `TestExtract` code demonstrates the File Extraction interface. The `TestExtract` sample code demonstrates the functionality of the Filtering interface. See [TestFilter](#), on page 81.

The `TestExtract` code demonstrates the following functionality:

- opens a document
- extracts subfiles from a document
- repeats subfile extraction until all subfiles are extracted
- enables you to specify the command-line options listed in [Options for TestExtract](#), below

To run `TestExtract`, type the following at the command line:

```
FilterTestDotNet -ex [options] input_file output_file
```

where:

options is one or more of the options listed in [Options for TestExtract](#), below.

input_file is the path and file name of the source file.

output_file is the path and file name of the output file if the source file is not a container file.

Options for TestExtract

Option	Description
-cr	Creates a root directory on which a hierarchy can be based. See Create a Root Node , on page 35.

Options for TestExtract, continued

Option	Description
-c	Specifies that the subfile directory structure is not created.
-dr <i>binDir</i>	Specifies the filter working directory where KeyView binaries are stored. Typically, this is the <code>bin</code> directory.
-e	Extracts the subfiles from a source file but does not filter the files after extraction.
-ed	Sets the directory to which the subfiles are extracted.
-f	Extracts the formatted version of the message body (HTML or RTF) from mail files when possible.
-id <i>idfile</i>	Specifies the user ID file used to open a protected PST file.
-ip	Runs file extraction in the same process as the calling application (in process). See Run Filter In Process, on page 26 .
-is	Sets the input as a stream. The default is file.
-l	Sets the byte order for Unicode text to Little Endian.
-lg <i>outfile</i>	Sets the log file name.
-m	Extracts default mail metadata and writes it to the log file. See Extract Mail Metadata, on page 37 .
-nd	Do not create the subfile directory structure.
-nh	Excludes mail header information from the extracted message body text file. See Exclude Metadata from the Extracted Text File, on page 43 .
-os	Sets the output as a stream. The default is file.
-p <i>password</i>	Specifies the password used to open a protected PST file.
-sc <i>charset</i>	Sets the character set of the source file. <i>charset</i> is a character set defined in the Filter class. See Coded Character Sets, on page 183 .
-tc <i>charset</i>	Sets the character set of the output file. <i>charset</i> is a character set defined in the Filter class. See Coded Character Sets, on page 183 .
-u <i>username</i>	Specifies the user name used to open a protected PST file.

TestFilter

The `TestFilter` code demonstrates most of the Filtering methods available in the .NET API. The command-line options are listed in [Options for FilterTestDotNet -ft1, below](#).

To run `TestFilter`, type the following at the command line:

```
FilterTestDotNet filtermode [options] input_file output_file
```

where:

filtermode is one of the options listed in [Filter modes, below](#)

options is one or more of the options listed in [Options for FilterTestDotNet -ft1, below](#). Options are available for the `-ft1` filter mode only.

input_file is the path and file name of the source file.

output_file is the path and file name of the generated file. If you do not specify a path, the file is output to the current directory.

Filter modes

Mode	Description
-ft1	Filters an input file to an output file.
-ft2	Filters an input stream to an output file.
-ft3	Filters an input file to an output stream.
-ft4	Filters an input stream to an output stream.

Options for FilterTestDotNet -ft1

Option	Description
-co <i>ooperrorLog</i>	Enable error logging. See Enable or Disable Error Logging, on page 56 . Error logs are not generated when in-process filtering is enabled.
-cs <i>charset</i>	Set the character set of the source file. <i>charset</i> is a character set defined in the Filter class. See Coded Character Sets, on page 183 .
-ct <i>tempfile</i>	Specify a temporary directory where temporary files generated by the filtering process are stored. The default is the current working directory. On Windows systems, there is a 64 K size limit to the temporary directory. When the limit is reached, you must either create a new directory or delete the contents of the existing directory; otherwise, you might receive an error message.

Options for FilterTestDotNet -ft1, continued

Option	Description
-cx xmlconfigfile	Filter an XML file by using customized extraction settings defined in the <code>kvxconfig.ini</code> file. If you do not enter the full path to the INI file, the program looks for the file in the current working directory. See Filter XML Files, on page 73 .
-d	Extract the file format information.
-dr <i>binDir</i>	Specify the filter working directory where KeyView binaries are stored. Typically, this is the <code>bin</code> directory.
-fto <i>timeout</i>	Specifies a Filter timeout value in seconds.
-h	Extract headers and footers, as well as the body text.
-ht	Put tags around header and footer data.
-i <i>filename</i>	Extract the metadata (summary information) and write it to a file. <i>filename</i> is the name of the file to which the metadata is written. See Extract Metadata, on page 58 .
-ia summaryfile	Extract the document summary information and write it to a summary file, including all metadata for the <code>pdfsr</code> reader.
-im	If you set this option, text that was deleted from a document with revision tracking enabled is extracted from the document and included in the filtered output. See Extract Deleted Text Marked by Tracked Changes, on page 63 .
-ip	Run Filter in the same process as the calling application (in process). See Run Filter In Process, on page 26 .
-lo	Specify that PowerPoint PPT97 and PPTX file text data is output in a logical reading order.
-ne	Exclude embedded objects in Microsoft Word files.
-pdfauto	The PDF filter determines the paragraph direction (left-to-right or right-to-left) for each PDF page, and then sets the direction accordingly. See Filter PDF Files, on page 64 .
-pdfltr	Specify that PDF files are output in a logical reading order in left-to-right paragraph direction.
-pdfrtl	Specify that PDF files are output in a logical reading order in right-to-left paragraph direction.
-rc <i>character</i>	Set a replacement character for characters that cannot be mapped. The default is a question mark (?).
-tc <i>charset</i>	Set the character set of the output file. Use the <code>-getTargetCS</code> option to determine

Options for FilterTestDotNet -ft1, continued

Option	Description
	whether the target character set specified is used in the output file. <i>charset</i> is a character set defined in the Filter class. See Coded Character Sets, on page 183 .
-um	Use MSBLSB byte order. MSBLSB is the "Most Significant Byte Least Significant Byte," or in other words, the byte order for Big Endian systems (Unicode text only).
-ul	Use LSBMSB byte order. LSBMSB is the "Least Significant Byte Most Significant Byte," or in other words, the byte order for Little Endian systems (Unicode text only).
-ulb	Generate LSBMSB output with byte order marker (Unicode text only).
-umb	Generate MSBLSB output with byte order marker (Unicode text only).
-embeddedfont	If you use this option, text that contains embedded fonts is not filtered from PDF documents. See Filter PDF Files, on page 64 .

Appendixes

This section lists supported formats, supported character sets, and redistributed files, and provides information on format detection and developing a custom document reader.

Appendix A: Supported Formats

This section lists the file formats that KeyView can process (either filter, convert, or display).

- [Supported Formats](#) 85

Supported Formats

The tables in this section provide the following information:

- The file formats supported by the Filter API, Export API, Viewing API, and File Extraction API. The supported versions and the format's extension are also listed. All of the formats listed in this section can be detected by the KeyView format detection module (*kwad*). For a complete list of formats that can be detected, see [Detected Formats, on page 114](#).
- The file formats for which KeyView can detect and extract the character set and metadata information (properties such as title, author, and subject).

Even though a file format might be able to provide character set information, some documents might not contain character set information. Therefore, the document reader would not be able to determine the character set of the document. In this case, either the operating system code page or the character set specified in the API is used.

- The document reader used to filter each format.

Key to Support Tables

Symbol	Description
Y	The format is supported. You can extract metadata for this format. You can determine the character set for this format.
N	The format is not supported. You cannot extract metadata for this format. You cannot determine the character set for this format.
P	Partial metadata is extracted from this format. Some non-standard fields are not extracted.
T	Only text is extracted from this format. Formatting information is not extracted.
M	Only metadata (title, subject, author, and so on) is extracted from this format. Text and formatting information are not extracted.

Archive Formats

Supported Archive Formats

Format	Version	Reader	Extension	Filter	Export	View	Extract	Metadata	Charset	Header/Footer
7-Zip	4.57	z7zsr, multiarcsr ¹	7Z	N	N	Y	Y	N	n/a	N
AD1	n/a	ad1sr	AD1	N	N	Y	Y	N	n/a	N
ARJ	n/a	multiarcsr	ARJ	N	N	N	Y	N	n/a	N
B1	n/a	b1sr	B1	N	N	Y	Y	N	n/a	N
BinHex	n/a	kvhqxsr	HQX	N	N	Y	Y	N	n/a	N
Bzip2	n/a	bzip2sr	BZ2	N	N	Y	Y	N	n/a	N
Expert Witness Compression Format (EnCase)	6	encasesr	E01, L01	N	N	Y	Y	N	n/a	N
	7	encase2sr	Lx01	N	N	Y	Y	N	n/a	N
GZIP	2	kvgzsr	GZ	N	N	N	Y	N	n/a	N
		kvgz	GZ	N	N	Y	N	N	n/a	N
ISO	n/a	isosr	ISO	N	N	Y	Y	N	n/a	N
Java Archive	n/a	unzip	JAR	N	N	Y	Y	N	n/a	N
Legato EMailXtender Archive	n/a	emxsr	EMX	N	N	Y	Y	N	n/a	N

¹7zip is supported with the multiarcsr reader on some platforms for Extract.

Supported Archive Formats, continued

Format	Version	Reader	Extension	Filter	Export	View	Extract	Metadata	Charset	Header/Footer
MacBinary	n/a	macbinsr	BIN	N	N	Y	Y	N	n/a	N
Mac Disk Copy Disk Image	n/a	dmgsr	DMG	N	N	Y	Y	N	n/a	N
Microsoft Backup File	n/a	bkfsr	BKF	N	N	Y	Y	N	n/a	N
Microsoft Cabinet format	1.3	cabsr	CAB	N	N	Y	Y	N	n/a	N
Microsoft Compiled HTML Help	3	chmsr	CHM	N	N	Y	Y	N	n/a	N
Microsoft Compressed Folder	n/a	lzhsr	LZH LHA	N	N	N	Y	N	n/a	N
Microsoft Power BI Desktop format	n/a	unzip	PBIX	N	N	N	Y	N	n/a	N
PKZIP	through 9.0	unzip	ZIP	N	N	Y	Y	N	n/a	N
RAR archive	2.0 through 3.5	rarsr	RAR	N	N	N	Y	N	n/a	N
RAR5 archive	5	multiarcsr	RAR5	N	N	N	Y	N	n/a	N
Tableau Packaged Data Source format	n/a	unzip	TDSX	N	N	N	Y	N	n/a	N
Tableau Packaged Workbook format	n/a	unzip	TWBX	N	N	N	Y	N	n/a	N
Tape Archive	n/a	tarsr	TAR	N	N	Y	Y	N	n/a	N

Supported Archive Formats, continued

Format	Version	Reader	Extension	Filter	Export	View	Extract	Metadata	Charset	Header/Footer
UNIX Compress	n/a	kvzeesr	Z	N	N	N	Y	N	n/a	N
		kvzee	Z	N	N	Y	N	N	n/a	N
UUEncoding	all versions	uudsr	UUE	N	N	Y	Y	N	n/a	N
XZ	n/a	multiarcsr	XZ	N	N	N	Y	N	n/a	N
Windows Scrap File	n/a	olesr	SHS	N	N	N	Y	N	n/a	N
WinZip	through 10	unzip	ZIP	N	N	Y	Y	N	n/a	N
Zipped Keyhole Markup Language	n/a	unzip	ZIP	N	N	N	Y	N	n/a	N

Binary Format**Supported Binary Formats**

Format	Version	Reader	Extension	Filter	Export	View	Extract	Metadata	Charset	Header/Footer
Executable	n/a	exesr	EXE	N	N	Y	N	N	n/a	N
Link Library	n/a	exesr	DLL	N	N	Y	N	N	n/a	N

Computer-Aided Design Formats

Supported CAD Formats

Format	Version	Reader	Extension	Filter	Export	View	Extract	Metadata	Charset	Header/Footer
AutoCAD Drawing	R13, R14, R15/2000, 2004, 2007, 2010, 2013, 2018	kpODArdr kpDWGrdr ¹	DWG	Y	Y	Y	N	Y	Y	N
AutoCAD Drawing Exchange	R13, R14, R15/2000, 2004, 2007, 2010, 2013	kpODArdr kpDXFrdr ²	DXF	Y	Y	Y	N	Y	Y	N
CATIA formats	5	kpCATrdr	CAT ³	Y	N	N	N	Y	N	N
Microsoft Visio	4, 5, 2000, 2002, 2003, 2007, 2010 ⁴	vsdsr	VSD	Y	Y	Y	Y ⁵	Y	Y	N
		kpVSD2rdr	VSD, VSS VST	Y	Y	Y	N	Y	Y	N

¹The kpODArdr reader can filter, export, and view all versions but is supported only on Windows, Linux, and OSX. The kpDWGrdr reader is used on AIX, FreeBSD, Solaris, and SPARC platforms, but does not support graphics for versions after 2004 or text for versions after 2013.

²The kpODArdr reader can filter, export, and view all versions but is supported only on Windows, Linux, and OSX. The kpDXFrdr reader is used on AIX, FreeBSD, Solaris, and SPARC platforms, but does not support graphics for versions after 2004.

³All CAT file extensions, for example CATDrawing, CATProduct, CATPart, and so on.

⁴Viewing and Export use the graphic reader, kpVSD2rdr for Microsoft Visio 2003, 2007, and 2010, and vsdsr for all earlier versions. Image fidelity in Viewing and Export is therefore only supported for versions 2003 and above. Filter uses the graphic reader kpVSD2rdr for Microsoft Visio 2003, 2007, and 2010, and vsdsr for all earlier versions.

⁵Extraction of embedded OLE objects is supported for Filter on Windows platforms only.

Supported CAD Formats, continued

Format	Version	Reader	Extension	Filter	Export	View	Extract	Metadata	Charset	Header/Footer
	2013	ActiveX components	VSDM VSSM VSTM VSDX VSSX VSTX	N	N	Y ¹	N	Y	N	N
		kpVSDXrdr	VSDM VSSM VSTM VSDX VSSX VSTX	Y	Y	Y	Y	Y	Y	N
Unigraphics (UG) NX		kpUGrdr	PRT	Y	N	N	N	N	N	N

Database Formats**Supported Database Formats**

Format	Version	Reader	Extension	Filter	Export	View	Extract	Metadata	Charset	Header/Footer
dBase Database	III+, IV	dbfsr	DBF	Y	Y	Y	N	N	N	N

¹Visio 2013 is supported in Viewing only, with the support of ActiveX components from the Microsoft Visio 2013 Viewer. Image fidelity is supported but other features, such as highlighting, are not.

Supported Database Formats, continued

Format	Version	Reader	Extension	Filter	Export	View	Extract	Metadata	Charset	Header/Footer
Microsoft Access	95, 97, 2000, 2002, 2003, 2007, 2010, 2013, 2016	mdbsr	MDB, ACCDB	Y	T	T	N	N	Y ¹	N
Microsoft Project	2000, 2002, 2003, 2007, 2010, 2013, 2016	mppsrs	MPP	Y	Y	Y	Y	Y	Y	N

Desktop Publishing

Supported Desktop Publishing Formats

Format	Version	Reader	Extension	Filter	Export	View	Extract	Metadata	Charset	Header/Footer
Microsoft Publisher	98 to 2016	mshpsrs	PUB	Y	T	T	Y	Y	Y	N

Display Formats

Supported Display Formats

Format	Version	Reader	Extension	Filter	Export	View	Extract	Metadata	Charset	Header/Footer
Adobe PDF	1.1 to 1.7	pdfsr	PDF	Y	Y	N	Y ²	Y	Y	N
		pdf2sr	PDF	N	Y	N	N	N	N	N

¹Charset is not supported for Microsoft Access 95 or 97.²Includes support for extraction of subfiles from PDF Portfolio documents.

Supported Display Formats, continued

Format	Version	Reader	Extension	Filter	Export	View	Extract	Metadata	Charset	Header/Footer
		kppdfrdr	PDF	N	Y	Y	N	N	N	N
		kppdf2rdr ¹	PDF	N	N	Y	N	N	N	N

Graphic Formats**Supported Graphic Formats**

Format	Version	Reader	Extension	Filter	Export	View	Extract	Metadata	Charset	Header/Footer
Computer Graphics Metafile	n/a	kpcgmrdr ²	CGM	Y	Y	Y	N	N	N	N
CorelDRAW ³	through 9.0 10, 11, 12, X3	kpcdrdr	CDR	N	Y	Y	N	N	N	N
DCX Fax System	n/a	kpcdxrdr	DCX	N	Y	Y	N	N	N	N
Digital Imaging & Communications in	n/a	dcmsr	DCM	M	N	N	N	Y	N	N

¹kppdf2rdr is an alternate graphic-based reader that produces high-fidelity output but does not support other features such as highlighting or text searching.

²Files with non-partitioned data are supported.

³CDR/CDR with TIFF header.

Supported Graphic Formats, continued

Format	Version	Reader	Extension	Filter	Export	View	Extract	Metadata	Charset	Header/Footer
Medicine (DICOM)										
Encapsulated PostScript (raster)	TIFF header	kpepsrdr	EPS	N	Y	Y	N	N	N	N
Enhanced Metafile	n/a	kpemfrdr	EMF	Y	Y	Y	N	Y	N	N
GIF	87, 89	kpgifrdr	GIF	N	Y	Y	N	N	N	N
		gifsr		M	M	N	N	Y	N	N
ISO-BMFF JPEG 2000 compound image	n/a	kpjp2000rdr	JPM	N	Y	Y	N	N	N	N
		jp2000sr		M	M	N	N	Y	N	N
ISO-BMFF JPEG 2000 image	n/a	kpjp2000rdr	JP2	N	Y	Y	N	N	N	N
		jp2000sr		M	M	N	N	Y	N	N
ISO-BMFF JPEG 2000 with extensions	n/a	kpjp2000rdr	JPX	N	Y	Y	N	N	N	N
		jp2000sr		M	M	N	N	Y	N	N
JBIG2	n/a	kpJBIG2rdr	JBIG2	N	Y	Y	N	N	N	N
JPEG	n/a	kpjpgdrdr	JPEG	N	Y	Y	N	N	N	N
		jpgsr		M	M	N	N	Y	N	N
JPEG 2000	n/a	kpjp2000rdr	JP2, JPF, J2K, JPWL, JPX, PGX	N	Y	Y	N	N	N	N
		jp2000sr		M	M	N	N	Y	N	N

Supported Graphic Formats, continued

Format	Version	Reader	Extension	Filter	Export	View	Extract	Metadata	Charset	Header/Footer
JPEG 2000 PGX Verification Model image	n/a	kjpg2000rdr	PGX	N	Y	Y	N	N	N	N
		jp2000sr		M	M	N	N	Y	N	N
Lotus AMIDraw Graphics	n/a	kpsdwrdr	SDW	N	Y	Y	N	N	N	N
Lotus Pic	n/a	kppicrdr	PIC	Y	Y	Y	N	N	N	N
Macintosh Raster	2	kppctrdr	PIC PCT	N	Y	Y	N	N	N	N
MacPaint	n/a	kpmacrdr	PNTG	N	Y	Y	N	N	N	N
Microsoft Office Drawing	n/a	kpmsohdr	MSO	N	Y	Y	N	N	N	N
Omni Graffiti	n/a	kpGFLrdr	GRAFFLE	Y	N	N	N	Y	Y	N
PC PaintBrush	3	kppcxrdr	PCX	N	Y	Y	N	N	N	N
Portable Network Graphics	n/a	kppngrdr	PNG	N	Y	Y	N	N	N	N
		pngsr	PNG	M	M	N	N	Y	N	N
Scalable Vector Graphics	n/a	xmlsr	SVG	Y	T	T	N	Y	Y	N
SGI RGB Image	n/a	kpsgirdr	RGB	N	Y	Y	N	N	N	N
Sun Raster Image	n/a	kpsunrdr	RS	N	Y	Y	N	N	N	N

Supported Graphic Formats, continued

Format	Version	Reader	Extension	Filter	Export	View	Extract	Metadata	Charset	Header/Footer
Tagged Image File	through 6.0 ¹	tifsr	TIFF	M	M	N	N	Y	N	N
		kptifdr	TIFF	N	Y	Y	N	N	N	N
Truevision Targa	2	kpTGArdr	TGA	N	Y	Y	N	N	N	N
Windows Animated Cursor	n/a	kpanirdr	ANI	N	Y	Y	N	N	N	N
Windows Bitmap	n/a	kpbmprdr	BMP	N	Y	Y	N	N	N	N
		bmpsr	BMP	M	M	N	N	Y	N	N
Windows Icon Cursor	n/a	kpicordr	ICO	N	Y	Y	N	N	N	N
Windows Metafile	3	kpwmfrdr	WMF	Y ²	Y	Y	N	N	N	N
WordPerfect Graphics 1	1	kpwpgrdr	WPG	N	Y	Y	N	N	N	N
WordPerfect Graphics 2	2, 7	kpwg2rdr	WPG	N	Y	Y	N	N	N	N

¹The following compression types are supported: no compression, CCITT Group 3 1-Dimensional Modified Huffman, CCITT Group 3 T4 1-Dimensional, CCITT Group 4 T6, LZW, JPEG (only Gray, RGB and CMYK color space are supported), and PackBits.

²Windows Metafiles can contain both raster images (KeyView file class 4) and vector graphics (KeyView file class 5). Filtering is supported only for vector graphics (class 5).

Mail Formats

Supported Mail Formats

Format	Version	Reader	Extension	Filter	Export	View	Extract	Metadata	Charset	Header/Footer
Documentum EMCMF	n/a	msgsr	EMCMF	N	N	Y	Y	Y	Y	N
Domino XML Language ¹	n/a	dxlsr	DXL	N	N	Y	Y	Y	N	N
GroupWise FileSurf	n/a	gwfssr	GWFS	N	N	Y	Y	Y	N	N
Legato Extender	n/a	onmsr	ONM	N	N	Y	Y	Y	N	N
Lotus Notes database	4, 5, 6.0, 6.5, 7.0, 8.0	nsfsr	NSF	N	N	Y	Y	Y	N	N
Mailbox ²	Thunderbird 1.0, Eudora 6.2	mbxsr ³	MBX	N	N	T	Y	Y	Y	N
Microsoft Entourage	2004	entsr	various	N	N	Y	Y	Y	Y	N

¹Supports non-encrypted embedded files only.

²KeyView supports MBX files created by Eudora Email and Mozilla Thunderbird. MBX files created by other common mail applications are typically filtered, converted, and displayed.

³This reader supports both clear signed and encrypted S/MIME. KeyView supports S/MIME for PST, EML, MBX, and MSG files.

Supported Mail Formats, continued

Format	Version	Reader	Extension	Filter	Export	View	Extract	Metadata	Charset	Header/Footer
Database										
Microsoft Outlook	97, 2000, 2002, 2003, 2007, 2010, 2013, 2016	msgsr ¹	MSG, OFT	Y	T	T	Y	Y	Y ²	N
Microsoft Outlook DBX	5.0, 6.0	dbxsr	DBX	N	N	Y	Y	Y	Y	N
Microsoft Outlook Express	Windows 6 Macintosh 5	emlsr ³	EML	Y	T	T	Y	Y	Y	N
		mbxsr ⁴	EML	N	N	T	Y	Y	Y	N
Microsoft Outlook iCalendar	1.0, 2.0	icssr	ICS, VCS	N	N	Y	Y	Y	Y	N
Microsoft Outlook for Macintosh	2011	olmsr	OLM	N	N	Y	Y	N	Y	N
Microsoft Outlook Offline Storage File	97, 2000, 2002, 2003, 2007, 2010, 2013	pffsr ⁵	OST	N	N	Y	Y	Y	Y	N

¹This reader supports both clear signed and encrypted S/MIME. KeyView supports S/MIME for PST, EML, MBX, and MSG files.

²Returns "Unicode" character set for version 2003 and up, and "Unknown" character set for previous versions.

³This reader supports both clear signed and encrypted S/MIME. KeyView supports S/MIME for PST, EML, MBX, and MSG files.

⁴This reader supports both clear signed and encrypted S/MIME. KeyView supports S/MIME for PST, EML, MBX, and MSG files.

⁵The reader pffsr is available only on Windows and Linux.

Supported Mail Formats, continued

Format	Version	Reader	Extension	Filter	Export	View	Extract	Metadata	Charset	Header/Footer
Microsoft Outlook Personal Folder	97, 2000, 2002, 2003, 2007, 2010, 2013, 2016	pstsr ¹²	PST	N	N	Y	Y	Y	N	N
	97, 2000, 2002, 2003, 2007, 2010, 2013	pstnsr	PST	N	N	Y	Y	Y	Y	N
Microsoft Outlook vCard Contact	2.1, 3.0, 4.0	vcfsr	VCF	Y	Y	T	N	Y	N	N
Text Mail (MIME)	n/a	emlsr ³	various	Y	T	T	Y	Y	Y	N
		mbxsr ⁴	various	Y	T	T	Y	Y	Y	N
Transport Neutral Encapsulation Format	n/a	tnfsr	various	N	N	Y	Y	Y	Y	N

¹This reader supports both clear signed and encrypted S/MIME. KeyView supports S/MIME for PST, EML, MBX, and MSG files.

²Uses Microsoft Messaging Application Programming Interface (MAPI). The MAPI reader (*pstsr*) works only on Windows, and requires that you have Microsoft Outlook installed. As an alternative, the native PST reader (*pstnsr*) runs on all platforms, and does not require Microsoft Outlook. For more information on using the native PST reader or the MAPI reader, see the sections 'Use the Native PST Reader (*pstnsr*)' and 'Use the MAPI Reader (*pstsr*)' in Chapter 3.

³This reader supports both clear signed and encrypted S/MIME. KeyView supports S/MIME for PST, EML, MBX, and MSG files.

⁴This reader supports both clear signed and encrypted S/MIME. KeyView supports S/MIME for PST, EML, MBX, and MSG files.

Multimedia Formats

Viewing SDK plays some multimedia files using the Windows Media Control Interface (MCI). MCI is a set of Windows APIs that communicate with multimedia devices.

Supported Multimedia Formats

Format	Version	Reader	Extension	Filter	Export	View	Extract	Metadata	Charset	Header/Footer
3GPP video file	n/a	mpeg4sr	3GP	M	N	N	N	Y	N	N
3GPP2 video file	n/a	mpeg4sr	3G2	M	N	N	N	Y	N	N
Adobe Flash Player audio	n/a	mpeg4sr	F4A	M	N	N	N	Y	N	N
Adobe Flash Player audio book	n/a	mpeg4sr	F4B	M	N	N	N	Y	N	N
Adobe Flash Player protected video	n/a	mpeg4sr	F4P	M	N	N	N	Y	N	N
Adobe Flash Player video	n/a	mpeg4sr	F4V	M	N	N	N	Y	N	N
Apple ISO-BMFF QuickTime video	n/a	MCI	QT MOV	N	N	Y	N	N	N	N
Apple MPEG-4 Part 14 audio	n/a	mpeg4sr	M4A	M	N	N	N	Y	N	N
Apple MPEG-4 Part 14 audio book	n/a	mpeg4sr	M4B	M	N	N	N	Y	N	N
Apple MPEG-4 Part 14 protected audio	n/a	mpeg4sr	M4P	M	N	N	N	Y	N	N
Apple MPEG-4 Part 14	n/a	mpeg4sr	M4V	M	N	N	N	Y	N	N

Supported Multimedia Formats, continued

Format	Version	Reader	Extension	Filter	Export	View	Extract	Metadata	Charset	Header/Footer
video										
Audible Enhanced Audiobook	n/a	mpeg4sr	AAX	M	N	N	N	Y	N	N
KDDI video file	n/a	MCI		N	N	Y	N	N	N	N
Advanced Systems Format	1.2	asfsr	ASF WMA WMV	N	N	N	N	Y	N	N
Audio Interchange File Format	n/a	MCI	AIFF	N	N	Y	N	N	N	N
		aiffsr	AIFF	M	N	N	N	Y	N	N
ISO-BMFF MPEG-4 with AVC extension	n/a	mpeg4sr		M	N	N	N	Y	N	N
Microsoft Wave Sound	n/a	MCI	WAV	N	N	Y	N	N	N	N
		riffr	WAV	M	N	N	N	Y	N	N
MIDI	n/a	MCI	MID	N	N	Y	N	N	N	N
Mobile QuickTime video	n/a	mpeg4sr	MQV	M	N	N	N	Y	N	N
Motion JPEG 2000	n/a	kpjp2000rdr	MJ2 MJP2	N	Y	Y	N	N	N	N
		jp2000sr		M	M	N	N	Y	N	N
MPEG-1 Audio layer 3	ID3 v1 and v2	MCI	MP3	N	N	Y	N	N	N	N
		mp3sr	MP3	M	M	Y	N	Y	N	N

Supported Multimedia Formats, continued

Format	Version	Reader	Extension	Filter	Export	View	Extract	Metadata	Charset	Header/Footer
MPEG-1 Video	2, 3	MCI	MPG	N	N	Y	N	N	N	N
MPEG-2 Audio	n/a	MCI	MPEGA	N	N	Y	N	N	N	N
MPEG-21	n/a	mpeg4sr		M	N	N	N	Y	N	N
MPEG-4 Audio	n/a	mpeg4sr	MP4 3GP	M	N	N	N	Y	N	N
Nero AAC audio	n/a	mpeg4sr		M	N	N	N	Y	N	N
Nero MPEG-4 profile	n/a	mpeg4sr		M	N	N	N	Y	N	N
Nero MPEG-4 profile with AVC extension	n/a	mpeg4sr		M	N	N	N	Y	N	N
NeXT/Sun Audio	n/a	MCI	AU	N	N	Y	N	N	N	N
NTT MPEG-4	n/a	mpeg4sr		M	N	N	N	Y	N	N
QuickTime Movie	2, 3, 4	MCI	QT MOV	N	N	Y	N	N	N	N
Sony PSP MPEG-4	n/a	mpeg4sr	MP4	M	N	N	N	Y	N	N
Sony XAVC video	n/a	mpeg4sr		M	N	N	N	Y	N	N
Windows Video	2.1	MCI	AVI	N	N	Y	N	N	N	N

NOTE:

Depending on the default multimedia player installed on your computer, the View API might not be able to play some supported multimedia formats. To play multimedia files, the View API uses the Windows Media Control Interface (MCI) to communicate with the multimedia player installed on your computer. If the player does not play a multimedia file that is supported by the Viewing SDK, the View API cannot

play the file.

If you cannot play a supported multimedia file by using the View API, install a different multimedia player or compressor/decompressor (codec) component.

Presentation Formats

Supported Presentation Formats

Format	Version	Reader	Extension	Filter	Export	View	Extract	Metadata	Charset	Header/Footer
Apple iWork Keynote	2, 3, '08, '09	kplWPGGrdr	GZ	Y	Y	Y	N	Y	Y	N
	'13, '16 iCloud 2018	kplWPG13rdr ¹	KEY	Y	T	N	N	N	N	N
Applix Presents	4.0, 4.2, 4.3, 4.4	kpagrdr	AG	Y	Y	Y	N	N	N	N
Corel Presentations	6, 7, 8, 9, 10, 11, 12, X3	kpshwrdr	SHW	Y	Y	Y	N	N	N	N
Extensible Forms Description Language	n/a	kpXFDLrdr	XFD XFDL	Y	Y	Y	N	Y	Y	N
Lotus Freelance Graphics	96, 97, 98, R9, 9.8	kpprzrdr	PRZ	Y	Y	Y	N	N	N	N
Lotus Freelance Graphics 2	2	kprrdr	PRE	Y	Y	Y	N	N	N	N

¹This reader is available only on Windows (32-bit and 64-bit), Linux (32-bit and 64-bit), and Solaris x86-64.

Supported Presentation Formats, continued

Format	Version	Reader	Extension	Filter	Export	View	Extract	Metadata	Charset	Header/Footer
Macromedia Flash	through 8.0	swfsr	SWF	Y	Y	Y	N	N	Y ¹	N
Microsoft OneNote	2007, 2010, 2013, 2016	kpONErdr	ONE ONETOC2	Y	Y	Y	Y	N	Y	N
Microsoft PowerPoint Macintosh	98	kpp40rdr	PPT	Y	Y	Y	N	N	N	N
	2001, v.X, 2004	kpp97rdr	PPT PPS POT	Y	Y	Y	N	P	Y	N
Microsoft PowerPoint PC	4	kpp40rdr	PPT	Y	Y	Y	N	P	N	N
Microsoft PowerPoint Windows	95	kpp95rdr	PPT	Y	Y	Y	N	P	Y	N
Microsoft PowerPoint Windows	97, 2000, 2002, 2003	kpp97rdr	PPT PPS POT	Y	Y	Y	Y	P	Y	Y ²
Microsoft PowerPoint Windows XML	2007, 2010, 2013, 2016	kpppxrdr	PPTX PPTM POTX POTM PPSX PPSM	Y	Y	Y	Y	Y	Y	Y

¹The character set cannot be determined for versions 5.x and lower.²Slide footers are supported for Microsoft PowerPoint 97 and 2003.

Supported Presentation Formats, continued

Format	Version	Reader	Extension	Filter	Export	View	Extract	Metadata	Charset	Header/Footer
			PPAM							
OASIS Open Document Format	1, 2 ¹	kpodfrdr	SXD SXI ODG ODP	Y	Y	Y	Y ²	Y	Y	N
OpenOffice Impress, LibreOffice Impress	1 to 5	sosr	SXI SXP ODP	Y	T	T	N	Y	Y	N
StarOffice Impress	3, 4, 5	kpsddrdr	SDA SDD	Y	T	N	N	N	N	N
	6, 7, 8, 9	sosr	SXI SXP ODP	Y	T	T	N	Y	Y	N

¹Generated by OpenOffice Impress 2.0, StarOffice 8 Impress, and IBM Lotus Symphony Presentation 3.0.

²Supported using the olesr embedded objects reader.

Spreadsheet Formats

Supported Spreadsheet Formats

Format	Version	Reader	Extension	Filter	Export	View	Extract	Metadata	Charset	Header/Footer
Apple iWork Numbers	'08, '09	iwsssr	GZ	Y	Y	Y	N	Y	Y	N
	'13, '16 iCloud 2018	iwss13sr 1	NUMBERS	Y	T	T	N	N	Y	N
Applix Spreadsheets	4.2, 4.3, 4.4	assr	AS	Y	Y	Y	N	N	Y	N
Comma Separated Values	n/a	csvsr	CSV	Y	Y	Y	N	N	N	N
Corel Quattro Pro	5, 6, 7, 8	qpssr	WB2 WB3	Y	Y	Y	N	P	Y	N
	X4	qpwsr	QPW	Y	N	Y	N	P	Y	N
Data Interchange Format	n/a	difsr		Y	Y	Y	N	N	N	N
Lotus 1-2-3	96, 97, R9, 9.8	l123sr	123	Y	Y	Y	N	P	Y	N
Lotus 1-2-3	2, 3, 4, 5	wkssr	WK4	Y	Y	Y	N	N	Y	N
Lotus 1-2-3 Charts	2, 3, 4, 5	kpchtrdr	123	N	Y	Y	N	N	N	N
Microsoft Excel Charts	2, 3, 4, 5, 6, 7	kpchtrdr	XLS	N	Y	Y	N	N	N	N

¹This reader is available only on Windows (32-bit and 64-bit), Linux (32-bit and 64-bit), and Solaris x86-64.

Supported Spreadsheet Formats, continued

Format	Version	Reader	Extension	Filter	Export	View	Extract	Metadata	Charset	Header/Footer
Microsoft Excel Macintosh	98, 2001, v.X, 2004	xlssr	XLS	Y	Y	Y	Y ¹	Y	Y	N
Microsoft Excel Windows	2.2 through 2003	xlssr	XLS XLW XLT XLA	Y	Y	Y	Y ²	Y	Y	Y
Microsoft Excel Windows XML	2007, 2010, 2013, 2016	xlxsxr	XLSX XLTX XLSM XLTM XLAM	Y	Y	Y	Y	Y	Y	Y
Microsoft Excel Binary Format	2007, 2010, 2013, 2016	xlsbsr	XLSB	Y	Y	Y	N	N	N	N
Microsoft Works Spreadsheet	2, 3, 4	mwssr	S30 S40	Y	Y	Y	N	N	Y	N
OASIS Open Document Format	1, 2 ³	odfsssr	ODS SXC STC	Y	Y	Y	Y ⁴	Y	Y	N
OpenOffice Calc, LibreOffice Calc	1 to 5	sosr	SXC ODS	Y	T	T	N	Y	Y	N

¹Supported using the embedded objects reader `olesr`.²Supported for versions 97 and higher using the embedded objects reader `olesr`.³Generated by OpenOffice Calc 2.0, StarOffice 8 Calc, and IBM Lotus Symphony Spreadsheet 3.0.⁴Supported using the embedded objects reader `olesr`.

Supported Spreadsheet Formats, continued

Format	Version	Reader	Extension	Filter	Export	View	Extract	Metadata	Charset	Header/Footer
			OTS							
StarOffice Calc	3, 4, 5	starcsr	SDC	Y	T	T	N	N	N	N
	6, 7, 8, 9	sosr	SXC ODS	Y	T	T	N	Y	Y	N

Text and Markup Formats**Supported Text and Markup Formats**

Format	Version	Reader	Extension	Filter	Export	View	Extract	Metadata	Charset	Header/Footer
ANSI	n/a	afsr	TXT	Y	Y	Y	N	N	N	N
ASCII	n/a	afsr	TXT	Y	Y	Y	N	N	N	N
HTML	3, 4	htmsr	HTM	Y	Y	Y	N	P	Y	N
Microsoft Excel Windows XML	2003	xmlsr	XML	Y	T	T	N	Y	Y	N
Microsoft Word Windows XML	2003	xmlsr	XML	Y	T	T	N	Y	Y	N
Microsoft Visio XML	2003	xmlsr	VDX VTX	Y	T	T	N	Y	Y	N
MIME HTML	n/a	mhtsr	MHT	Y	Y	Y	N	Y	Y	N
Rich Text Format	1 through 1.7	rtfsr	RTF	Y	Y	Y	N	P	Y	Y

Supported Text and Markup Formats, continued

Format	Version	Reader	Extension	Filter	Export	View	Extract	Metadata	Charset	Header/Footer
Tableau Data Source format	n/a	xmlsr	TDS	Y	T	T	N	Y	Y	N
Tableau Map Source format	n/a	xmlsr	TMS	Y	T	T	N	Y	Y	N
Tableau Preferences format	n/a	xmlsr	TPS	Y	T	T	N	Y	Y	N
Tableau Workbook format	n/a	xmlsr	TWB	Y	T	T	N	Y	Y	N
Unicode HTML	n/a	unihtmsr	HTM	Y	Y	Y	N	Y	Y	N
Unicode Text	3, 4	unisr	TXT	Y	Y	Y	N	N	Y	N
Vector Open Diagnostic Data Exchange Format	n/a	xmlsr	ODX	Y	T	T	N	Y	Y	N
XHTML	1.0	htmsr	HTM	Y	Y	Y	N	Y	Y	N
XML (generic)	1.0	xmlsr	XML	Y	T	T	N	Y	Y	N

Word Processing Formats**Supported Word Processing Formats**

Format	Version	Reader	Extension	Filter	Export	View	Extract	Metadata	Charset	Header/Footer
Adobe FrameMaker Interchange Format	5, 5.5, 6, 7	mifsr	MIF	Y	Y	Y	N	N	Y	N
Apple iChat Log	1, AV 2 AV 2.1, AV 3	ichatsr	ICHAT	Y	Y	Y	N	N	N	N

Supported Word Processing Formats, continued

Format	Version	Reader	Extension	Filter	Export	View	Extract	Metadata	Charset	Header/Footer
Apple iWork Pages	'08, '09	iwwpsr	GZ	Y	Y	Y	N	Y	Y	N
	'13, '16 iCloud 2018	iwwp13sr 1	PAGES	Y	T	T	N	N	N	N
Applix Words	3.11, 4, 4.1, 4.2, 4.3, 4.4	awsr	AW	Y	Y	Y	N	N	Y	Y
Corel WordPerfect Linux	6.0, 8.1	wp6sr	WPS	Y	Y	Y	N	P	Y	N
Corel WordPerfect Macintosh	1.02, 2, 2.1, 2.2, 3, 3.1	wpmsr	WPM	Y	Y	Y	N	N	Y	N
Corel WordPerfect Windows	5, 5.1	wosr	WO	Y	Y	Y	N	P	Y	Y
Corel WordPerfect Windows	6, 7, 8, 9, 10, 11, 12, X3	wp6sr	WPD	Y	Y	Y	N	P	Y	Y
DisplayWrite	4	dw4sr	IP	Y	Y	Y	N	N	Y	N
Folio Flat File	3.1	foliosr	FFF	Y	Y	Y	N	Y	Y	Y
Founder Chinese E- paper Basic	3.2.1	cebsr ²	CEB	Y	N	N	N	N	N	N

¹This reader is available only on Windows (32-bit and 64-bit), Linux (32-bit and 64-bit), and Solaris x86-64.²This reader is only supported on Windows 32-bit platforms.

Supported Word Processing Formats, continued

Format	Version	Reader	Extension	Filter	Export	View	Extract	Metadata	Charset	Header/Footer
Fujitsu Oasys	7	oa2sr	OA2	Y	Y	Y	N	P	N	N
Haansoft Hangul	97	hwpsr	HWP	Y	Y	Y	N	Y	Y	N
	2002, 2005, 2007, 2010	hwposr	HWP	Y	Y	Y	Y	Y	Y	N
Health level7	2.0	hl7sr	HL7	Y	Y	Y	N	Y	Y	N
IBM DCA/RFT (Revisable Form Text)	SC23-0758-1	dcasr	DC	Y	Y	Y	N	N	Y	N
JustSystems Ichitaro	8 to 2013, 2018	jtdsr	JTD	Y	Y	Y	N	P	N	Y
Lotus AMI Pro	2, 3	lasr	SAM	Y	Y	Y	N	P	Y	Y
Lotus AMI Professional Write Plus	2.1	lasr	AMI	Y	Y	Y	N	N	N	Y
Lotus Word Pro	96, 97, R9	lwpsr	LWP	Y	Y	Y	N	P	N	Y
Lotus SmartMaster	96, 97	lwpsr	MWP	Y	Y	Y	N	N	N	N
Microsoft Word Macintosh	4, 5, 6, 98	mbsr	DOC	Y	Y	Y	N	Y	N	Y
	2001, v.X, 2004	mw8sr	DOC DOT	Y	Y	Y	Y ¹	Y	Y	N

¹Supported using the embedded objects reader olesr.

Supported Word Processing Formats, continued

Format	Version	Reader	Extension	Filter	Export	View	Extract	Metadata	Charset	Header/Footer
Microsoft Word PC	4, 5, 5.5, 6	mwsr	DOC	Y	Y	Y	N	N	N	Y
Microsoft Word Windows	1.0, 2.0	misr	DOC	Y	Y	Y	N	N	N	Y
Microsoft Word Windows	6, 7, 8, 95	mw6sr	DOC	Y	Y	Y	N	Y	Y	Y
Microsoft Word Windows	97, 2000, 2002, 2003	mw8sr	DOC DOT	Y	Y	Y	Y ¹	Y	Y	Y
Microsoft Word Windows XML	2007, 2010, 2013, 2016	mwxsr	DOCM DOCX DOTX DOTM	Y	Y	Y	Y	Y	Y	Y
Microsoft Word Windows Flat XML	2007, 2010, 2013, 2016	mwxsr	XML	Y	Y	Y	Y	Y	Y	Y
Microsoft Works	1, 2, 3, 4	mswsr	WPS	Y	Y	Y	N	N	N	Y
Microsoft Works	6, 2000	msw6sr	WPS	Y	Y	Y	N	N	N	Y
Microsoft Windows Write	1, 2, 3	mwsr	WRI	Y	Y	Y	N	N	Y	N

¹Supported using the embedded objects reader olesr.

Supported Word Processing Formats, continued

Format	Version	Reader	Extension	Filter	Export	View	Extract	Metadata	Charset	Header/Footer
OASIS Open Document Format	1, 2 ¹	odfwpsr	ODT SXW STW	Y	Y	Y	Y ²	Y	Y	Y
Omni Outliner	v3, OPML, OOutline	oo3sr	OO3 OPML OOUTLINE	Y	Y	Y	N	N	Y	N
OpenOffice Writer, LibreOffice Writer	1 to 5	sosr	SXW ODT	Y	T	T	N	Y	Y	N
Open Publication Structure eBook	2.0, 3.0	epubsr	EPUB	Y	Y	Y	N	Y	Y	N
StarOffice Writer	3, 4, 5	starwsr	SDW	Y	T	T	N	N	N	N
	6, 7, 8, 9	sosr	SXW ODT	Y	T	T	N	Y	Y	N
Skype Log	3	skypesr	DBB	Y	Y	Y	N	N	N	N
WordPad	through 2003	rtfsr	RTF	Y	Y	Y	N	P	Y	N
XML Paper Specification	n/a	xpssr	XPS	Y	T	T	N	N	N	N
XyWrite	4.12	xywsr	XY4	Y	Y	Y	N	N	N	N

¹Generated by OpenOffice Writer 2.0, StarOffice 8 Writer, and IBM Lotus Symphony Documents 3.0.²Supported using the embedded objects reader olesr.

Supported Word Processing Formats, continued

Format	Version	Reader	Extension	Filter	Export	View	Extract	Metadata	Charset	Header/Footer
Yahoo! Instant Messenger	n/a	yimsr ¹	DAT	Y	Y	Y	N	N	N	N

¹To successfully use this reader, you must set the KV_YAHOO_ID environment variable to the Yahoo user ID. You can optionally set the KV_OTHER_YAHOO_ID environment variable to the other Yahoo user ID. If you do not set it, "Other" is used by default. If you enter incorrect values for the environment variables, erroneous data is generated.

Appendix B: Detected Formats

This section lists the file formats that KeyView can detect.

- [Detected Formats](#) 115

Detected Formats

This section lists the KeyView file format codes and the file extensions that they are most commonly associated with.

NOTE: This is not a complete list of file extensions. KeyView returns format codes based on file content, which cannot always be predicted from the file extension. Some file extensions might also be associated with multiple formats.

Format Name	Number	Format Description	File Extension
AES_Multiplus_Comm_Fmt	1	Multiplus (AES)	PTF
ASCII_Text_Fmt	2	Text	
MSDOS_Batch_File_Fmt	3	MS-DOS Batch File	BAT
Applix_Alis_Fmt	4	APPLIX ASTERIX	AX
BMP_Fmt	5	Windows Bitmap Image (BMP)	BMP
CT_DEF_Fmt	6	Convergent Technologies DEF Comm. Format	
Corel_Draw_Fmt	7	Corel Draw	CDR
CGM_ClearText_Fmt	8	Computer Graphics Metafile (CGM)	CGM
CGM_Binary_Fmt	9	Computer Graphics Metafile (CGM)	CGM
CGM_Character_Fmt	10	Computer Graphics Metafile (CGM)	CGM
Word_Connection_Fmt	11	Word Connection	CN
COMET_TOP_Word_Fmt	12	COMET TOP	
CEOwrite_Fmt	13	CEOwrite	CW
DSA101_Fmt	14	DSA101 (Honeywell Bull)	

Format Name	Number	Format Description	File Extension
DCA_RFT_Fmt	15	DCA-RFT (IBM Revisable Form)	RFT, DC
CDA_DDIF_Fmt	16	CDA / DDIF	
DG_CDS_Fmt	17	DG Common Data Stream (CDS)	CDS
Micrografx_Draw_Fmt	18	Windows Draw (Micrografx)	DRW
Data_Point_VistaWord_Fmt	19	Vistaword	
DECdx_Fmt	20	DECdx	DX
Enable_WP_Fmt	21	Enable Word Processing	WPF
EPSF_Fmt	22	Encapsulated PostScript	EPS
Preview_EPSF_Fmt	23	Encapsulated PostScript	
MS_Executable_Fmt	24	MSDOS/Windows Program	EXE
G31D_Fmt	25	CCITT G3 1D	
GIF_87a_Fmt	26	Graphics Interchange Format (GIF87a)	GIF
GIF_89a_Fmt	27	Graphics Interchange Format (GIF89a)	GIF
HP_Word_PC_Fmt	28	HP Word PC	HW
IBM_1403_LinePrinter_Fmt	29	IBM 1403 Line Printer	I4
IBM_DCF_Script_Fmt	30	DCF Script	IC
IBM_DCA_FFT_Fmt	31	DCA-FFT (IBM Final Form)	IF, FFT
Interleaf_Fmt	32	Interleaf	
GEM_Image_Fmt	33	GEM Bit Image	IMG

Format Name	Number	Format Description	File Extension
IBM_Display_Write_Fmt	34	Display Write	IP
Sun_Raster_Fmt	35	Sun Raster	RAS
Ami_Pro_Fmt	36	Lotus Ami Pro	SAM
Ami_Pro_StyleSheet_Fmt	37	Lotus Ami Pro Style Sheet	
MORE_Fmt	38	MORE Database MAC	
Lyrix_Fmt	39	Lyrix Word Processing	
MASS_11_Fmt	40	MASS-11	M1
MacPaint_Fmt	41	MacPaint	PNTG
MS_Word_Mac_Fmt	42	Microsoft Word for Macintosh	DOC
SmartWare_II_Comm_Fmt	43	SmartWare II	
MS_Word_Win_Fmt	44	Microsoft Word for Windows	DOC, WPS
Multimate_Fmt	45	MultiMate	
Multimate_Fnote_Fmt	46	MultiMate Footnote File	
Multimate_Adv_Fmt	47	MultiMate Advantage	
Multimate_Adv_Fnote_Fmt	48	MultiMate Advantage Footnote File	
Multimate_Adv_II_Fmt	49	MultiMate Advantage II	
Multimate_Adv_II_Fnote_Fmt	50	MultiMate Advantage II Footnote File	
Multiplan_PC_Fmt	51	Multiplan (PC)	
Multiplan_Mac_Fmt	52	Multiplan (Mac)	

Format Name	Number	Format Description	File Extension
MS_RTF_Fmt	53	Rich Text Format (RTF)	RTF
MS_Word_PC_Fmt	54	Microsoft Word for PC	MW
MS_Word_PC_StyleSheet_Fmt	55	Microsoft Word for PC Style Sheet	
MS_Word_PC_Glossary_Fmt	56	Microsoft Word for PC Glossary	
MS_Word_PC_Driver_Fmt	57	Microsoft Word for PC Driver	
MS_Word_PC_Misc_Fmt	58	Microsoft Word for PC Miscellaneous File	
NBI_Async_Archive_Fmt	59	NBI Async Archive Format	
Navy_DIF_Fmt	60	Navy DIF	ND
NBI_Net_Archive_Fmt	61	NBI Net Archive Format	NN
NIOS_TOP_Fmt	62	NIOS TOP	
FileMaker_Mac_Fmt	63	Filemaker MAC	FP5, FP7
ODA_Q1_11_Fmt	64	ODA / ODIF	
ODA_Q1_12_Fmt	65	ODA / ODIF	
OLIDIF_Fmt	66	OLIDIF (Olivetti)	
Office_Writer_Fmt	67	Office Writer	OW
PC_Paintbrush_Fmt	68	PC Paintbrush Graphics (PCX)	PCX
CPT_Comm_Fmt	69	CPT	
Lotus_PIC_Fmt	70	Lotus PIC	PIC
Mac_PICT_Fmt	71	QuickDraw Picture	PCT

Format Name	Number	Format Description	File Extension
Philips_Script_Word_Fmt	72	Philips Script	
PostScript_Fmt	73	PostScript	PS
PRIMEWORD_Fmt	74	PRIMEWORD	
Quadratron_Q_One_v1_Fmt	75	Q-One V1.93J	
Quadratron_Q_One_v2_Fmt	76	Q-One V2.0	
SAMNA_Word_IV_Fmt	77	SAMNA Word	SAM
Ami_Pro_Draw_Fmt	78	Lotus Ami Pro Draw	SDW
SYLK_Spreadsheet_Fmt	79	SYLK	
SmartWare_II_WP_Fmt	80	SmartWare II	
Symphony_Fmt	81	Symphony	WR1
Targa_Fmt	82	Targa	TGA
TIFF_Fmt	83	Tag Image File Format (TIFF)	TIF, TIFF
Targon_Word_Fmt	84	Targon Word	TW
Uniplex_Ucalc_Fmt	85	Uniplex Ucalc	SS
Uniplex_WP_Fmt	86	Uniplex	UP
MS_Word_UNIX_Fmt	87	Microsoft Word UNIX	
WANG_PC_Fmt	88	WANG PC	
WordERA_Fmt	89	WordERA	
WANG_WPS_Comm_Fmt	90	WANG WPS	WF

Format Name	Number	Format Description	File Extension
WordPerfect_Mac_Fmt	91	WordPerfect MAC	
WordPerfect_Fmt	92	WordPerfect	WP, WP4, WPD, WOP
WordPerfect_VAX_Fmt	93	WordPerfect VAX	
WordPerfect_Macro_Fmt	94	WordPerfect Macro	
WordPerfect_Dictionary_Fmt	95	WordPerfect Spelling Dictionary	
WordPerfect_Thesaurus_Fmt	96	WordPerfect Thesaurus	
WordPerfect_Resource_Fmt	97	WordPerfect Resource File	
WordPerfect_Driver_Fmt	98	WordPerfect Driver	
WordPerfect_Cfg_Fmt	99	WordPerfect Configuration File	
WordPerfect_Hyphenation_Fmt	100	WordPerfect Hyphenation Dictionary	
WordPerfect_Misc_Fmt	101	WordPerfect Miscellaneous File	
WordMARC_Fmt	102	WordMARC	WM, PW
Windows_Metafile_Fmt	103	Windows Metafile	WMF
Windows_Metafile_NoHdr_Fmt	104	Windows Metafile (no header)	WMF
SmartWare_II_DB_Fmt	105	SmartWare II	
WordPerfect_Graphics_Fmt	106	WordPerfect Graphics	WPG, QPG
WordStar_Fmt	107	WordStar	WS, WSD
WANG_WITA_Fmt	108	WANG WITA	WT
Xerox_860_Comm_Fmt	109	Xerox 860	

Format Name	Number	Format Description	File Extension
Xerox_Writer_Fmt	110	Xerox Writer	
DIF_SpreadSheet_Fmt	111	Data Interchange Format (DIF)	DIF
Enable_Spreadsheet_Fmt	112	Enable Spreadsheet	SSF
SuperCalc_Fmt	113	Supercalc	CAL
UltraCalc_Fmt	114	UltraCalc	
SmartWare_II_SS_Fmt	115	SmartWare II	
SOF_Encapsulation_Fmt	116	Serialized Object Format (SOF)	SOF
PowerPoint_Win_Fmt	117	Microsoft PowerPoint PC	
PowerPoint_Mac_Fmt	118	Microsoft PowerPoint MAC	
PowerPoint_95_Fmt	119	Microsoft PowerPoint 95	
PowerPoint_97_Fmt	120	Microsoft PowerPoint 97	
PageMaker_Mac_Fmt	121	PageMaker for Macintosh	
PageMaker_Win_Fmt	122	PageMaker for Windows	
MS_Works_Mac_WP_Fmt	123	Microsoft Works Word Processor for MAC	MWK
MS_Works_Mac_DB_Fmt	124	Microsoft Works Database for MAC	
MS_Works_Mac_SS_Fmt	125	Microsoft Works Spreadsheet for MAC	
MS_Works_Mac_Comm_Fmt	126	Microsoft Works Communication for MAC	
MS_Works_DOS_WP_Fmt	127	Microsoft Works Word Processor for DOS	WPS
MS_Works_DOS_DB_Fmt	128	Microsoft Works Database for DOS	WDB

Format Name	Number	Format Description	File Extension
MS_Works_DOS_SS_Fmt	129	Microsoft Works Spreadsheet for DOS	
MS_Works_Win_WP_Fmt	130	Microsoft Works Word Processor for Windows	WPS, W40
MS_Works_Win_DB_Fmt	131	Microsoft Works Database for Windows	
MS_Works_Win_SS_Fmt	132	Microsoft Works Spreadsheet for Windows	S30, S40
PC_Library_Fmt	133	DOS/Windows Object Library	LIB, A
MacWrite_Fmt	134	MacWrite	
MacWrite_II_Fmt	135	MacWrite II	
Freehand_Fmt	136	Freehand MAC	
Disk_Doubler_Fmt	137	Disk Doubler	
HP_GL_Fmt	138	HP Graphics Language	HPGL
FrameMaker_Fmt	139	FrameMaker	FM, FRM
FrameMaker_Book_Fmt	140	FrameMaker	BOOK
Maker_Markup_Language_Fmt	141	Maker Markup Language	
Maker_Interchange_Fmt	142	Maker Interchange Format (MIF)	MIF
JPEG_File_Interchange_Fmt	143	JPEG Interchange Format	JPG, JPEG
Reflex_Fmt	144	Reflex	
Framework_Fmt	145	Framework	
Framework_II_Fmt	146	Framework II	FW3
Paradox_Fmt	147	Paradox	DB

Format Name	Number	Format Description	File Extension
MS_Windows_Write_Fmt	148	Microsoft Windows Write	WRI
Quattro_Pro_DOS_Fmt	149	Quattro Pro for DOS	WQ1
Quattro_Pro_Win_Fmt	150	Quattro Pro for Windows	WB1, WB2, WB3
Persuasion_Fmt	151	Persuasion	
Windows_Icon_Fmt	152	Windows Icon Format	ICO
Windows_Cursor_Fmt	153	Windows Cursor	CUR
MS_Project_Activity_Fmt	154	Microsoft Project	
MS_Project_Resource_Fmt	155	Microsoft Project	
MS_Project_Calc_Fmt	156	Microsoft Project	
PKZIP_Fmt	157	ZIP Archive	ZIP
Quark_Xpress_Fmt	158	Quark Xpress MAC	
ARC_PAK_Archive_Fmt	159	PAK/ARC Archive	ARC, PAK
MS_Publisher_Fmt	160	Microsoft Publisher	PUB
PlanPerfect_Fmt	161	PlanPerfect	
WordPerfect_Auxiliary_Fmt	162	WordPerfect auxiliary file	WPW
MS_WAVE_Audio_Fmt	163	Microsoft Wave	WAV
MIDI_Audio_Fmt	164	MIDI	MID, MIDI
AutoCAD_DXF_Binary_Fmt	165	AutoCAD DXF	DXF
AutoCAD_DXF_Text_Fmt	166	AutoCAD DXF	DXF

Format Name	Number	Format Description	File Extension
dBase_Fmt	167	dBase	DBF, VCX
OS_2_PM_Metafile_Fmt	168	OS/2 PM Metafile	MET
Lasergraphics_Language_Fmt	169	Lasergraphics Language	
AutoShade_Rendering_Fmt	170	AutoShade Rendering	
GEM_VDI_Fmt	171	GEM VDI	VDI
Windows_Help_Fmt	172	Windows Help File	HLP
Volkswriter_Fmt	173	Volkswriter	VW4
Ability_WP_Fmt	174	Ability	
Ability_DB_Fmt	175	Ability	
Ability_SS_Fmt	176	Ability	
Ability_Comm_Fmt	177	Ability	
Ability_Image_Fmt	178	Ability	
XyWrite_Fmt	179	XYWrite / Nota Bene	XY4
CSV_Fmt	180	CSV (Comma Separated Values)	CSV
IBM_Writing_Assistant_Fmt	181	IBM Writing Assistant	IWA
WordStar_2000_Fmt	182	WordStar 2000	WS2
HP_PCL_Fmt	183	HP Printer Control Language	PCL
UNIX_Exe_PreSysV_VAX_Fmt	184	Unix Executable (PDP-11/pre-System V VAX)	
UNIX_Exe_Basic_16_Fmt	185	Unix Executable (Basic-16)	

Format Name	Number	Format Description	File Extension
UNIX_Exe_x86_Fmt	186	Unix Executable (x86)	
UNIX_Exe_iAPX_286_Fmt	187	Unix Executable (iAPX 286)	
UNIX_Exe_MC68k_Fmt	188	Unix Executable (MC680x0)	
UNIX_Exe_3B20_Fmt	189	Unix Executable (3B20)	
UNIX_Exe_WE32000_Fmt	190	Unix Executable (WE32000)	
UNIX_Exe_VAX_Fmt	191	Unix Executable (VAX)	
UNIX_Exe_Bell_5_Fmt	192	Unix Executable (Bell 5.0)	
UNIX_Obj_VAX_Demand_Fmt	193	Unix Object Module (VAX Demand)	
UNIX_Obj_MS8086_Fmt	194	Unix Object Module (old MS 8086)	
UNIX_Obj_Z8000_Fmt	195	Unix Object Module (Z8000)	
AU_Audio_Fmt	196	NeXT/Sun Audio Data	AU
NeWS_Font_Fmt	197	NeWS bitmap font	
cpio_Archive_CRCldr_Fmt	198	cpio archive (CRC Header)	
cpio_Archive_CHRhdr_Fmt	199	cpio archive (CHR Header)	
PEX_Binary_Archive_Fmt	200	SUN PEX Binary Archive	
Sun_vfont_Fmt	201	SUN vfont Definition	
Curses_Screen_Fmt	202	Curses Screen Image	
UUEncoded_Fmt	203	UU encoded	UUE
WriteNow_Fmt	204	WriteNow MAC	

Format Name	Number	Format Description	File Extension
PC_Obj_Fmt	205	DOS/Windows Object Module	OBJ
Windows_Group_Fmt	206	Windows Group	
TrueType_Font_Fmt	207	TrueType Font	TTF
Windows_PIF_Fmt	208	Program Information File (PIF)	PIF
MS_COM_Executable_Fmt	209	PC (.COM)	COM
StuffIt_Fmt	210	StuffIt (MAC)	HQX
PeachCalc_Fmt	211	PeachCalc	CAL
Wang_GDL_Fmt	212	WANG Office GDL Header	
Q_A_DOS_Fmt	213	Q & A for DOS	
Q_A_Win_Fmt	214	Q & A for Windows	JW
WPS_PLUS_Fmt	215	WPS-PLUS	WPL
DCX_Fmt	216	DCX FAX Format(PCX images)	DCX
OLE_Fmt	217	OLE Compound Document	OLE
EBCDIC_Fmt	218	EBCDIC Text	
DCS_Fmt	219	DCS	
UNIX_SHAR_Fmt	220	SHAR	SHAR
Lotus_Notes_BitMap_Fmt	221	Lotus Notes Bitmap	
Lotus_Notes_CDF_Fmt	222	Lotus Notes CDF	CDF
Compress_Fmt	223	Unix Compress	Z

Format Name	Number	Format Description	File Extension
GZ_Compress_Fmt	224	GZ Compress	GZ
TAR_Fmt	225	TAR	TAR
ODIF_FOD26_Fmt	226	ODA / ODIF	F26
ODIF_FOD36_Fmt	227	ODA / ODIF	F36
ALIS_Fmt	228	ALIS	
Envoy_Fmt	229	Envoy	EVY
PDF_Fmt	230	Portable Document Format	PDF
BinHex_Fmt	231	BinHex	HQX
SMTP_Fmt	232	SMTP	SMTP
MIME_Fmt	233	MIME ¹	EML, MBX
USENET_Fmt	234	USENET	
SGML_Fmt	235	SGML	SGML
HTML_Fmt	236	HTML	HTM, HTML
ACT_Fmt	237	ACT	ACT
PNG_Fmt	238	Portable Network Graphics (PNG)	PNG
MS_Video_Fmt	239	Video for Windows (AVI)	AVI
Windows_Animated_Cursor_Fmt	240	Windows Animated Cursor	ANI
Windows_CPP_Obj_Storage_Fmt	241	Windows C++ Object Storage	
Windows_Palette_Fmt	242	Windows Palette	PAL

Format Name	Number	Format Description	File Extension
RIFF_DIB_Fmt	243	RIFF Device Independent Bitmap	
RIFF_MIDI_Fmt	244	RIFF MIDI	RMI
RIFF_Multimedia_Movie_Fmt	245	RIFF Multimedia Movie	
MPEG_Fmt	246	MPEG Movie	
QuickTime_Fmt	247	QuickTime Movie	MOV, QT, MP4
AIFF_Fmt	248	Audio Interchange File Format (AIFF)	AIF, AIFF
Amiga_MOD_Fmt	249	Amiga MOD	MOD
Amiga_IFF_8SVX_Fmt	250	Amiga IFF (8SVX) Sound	IFF
Creative_Voice_Audio_Fmt	251	Creative Voice (VOC)	VOC
AutoDesk_Animator_FLI_Fmt	252	AutoDesk Animator FLIC	FLI
AutoDesk_AnimatorPro_FLC_Fmt	253	AutoDesk Animator Pro FLIC	FLC
Compactor_Archive_Fmt	254	Compactor / Compact Pro	
VRML_Fmt	255	VRML	WRL
QuickDraw_3D_Metafile_Fmt	256	QuickDraw 3D Metafile	
PGP_Secret_Keyring_Fmt	257	PGP Secret Keyring	
PGP_Public_Keyring_Fmt	258	PGP Public Keyring	
PGP_Encrypted_Data_Fmt	259	PGP Encrypted Data	
PGP_Signed_Data_Fmt	260	PGP Signed Data	
PGP_SignedEncrypted_Data_Fmt	261	PGP Signed and Encrypted Data	

Format Name	Number	Format Description	File Extension
PGP_Sign_Certificate_Fmt	262	PGP Signature Certificate	SIG
PGP_Compressed_Data_Fmt	263	PGP Compressed Data	
PGP_ASCII_Public_Keyring_Fmt	264	ASCII-armored PGP Public Keyring	PGP
PGP_ASCII_Encoded_Fmt	265	ASCII-armored PGP encoded	
PGP_ASCII_Signed_Fmt	266	ASCII-armored PGP signed	
OLE_DIB_Fmt	267	OLE DIB object	
SGL_Image_Fmt	268	SGL Image	RGB
Lotus_ScreenCam_Fmt	269	Lotus ScreenCam	SCM
MPEG_Audio_Fmt	270	MPEG Audio	MPEGA, MPG, MP3
FTP_Software_Session_Fmt	271	FTP Session Data	STE
Netscape_Bookmark_File_Fmt	272	Netscape Bookmark File	
Corel_Draw_CMX_Fmt	273	Corel CMX	CMX
AutoDesk_DWG_Fmt	274	AutoDesk Drawing (DWG)	DWG
AutoDesk_WHIP_Fmt	275	AutoDesk WHIP	WHP
Macromedia_Director_Fmt	276	Macromedia Director	DCR
Real_Audio_Fmt	277	Real Audio	RM, RA
MSDOS_Device_Driver_Fmt	278	MSDOS Device Driver	SYS
Micrografx_Designer_Fmt	279	Micrografx Designer	DSF
SVF_Fmt	280	Simple Vector Format (SVF)	SVF

Format Name	Number	Format Description	File Extension
Applix_Words_Fmt	281	Applix Words	AW
Applix_Graphics_Fmt	282	Applix Graphics	AG
MS_Access_Fmt	283	Microsoft Access	MDB
MS_Access_95_Fmt	284	Microsoft Access 95	MDB
MS_Access_97_Fmt	285	Microsoft Access 97	MDB
MacBinary_Fmt	286	MacBinary	BIN
Apple_Single_Fmt	287	Apple Single	
Apple_Double_Fmt	288	Apple Double	AD
Enhanced_Metafile_Fmt	289	Enhanced Metafile	EMF
MS_Office_Drawing_Fmt	290	Microsoft Office Drawing	
XML_Fmt	291	XML	XML
DeVice_Independent_Fmt	292	DeVice Independent file (DVI)	DVI
Unicode_Fmt	293	Unicode	UNI
Lotus_123_Worksheet_Fmt	294	Lotus 1-2-3	WKS, WK1, WK3, WK4
Lotus_123_Format_Fmt	295	Lotus 1-2-3 Formatting	FM3
Lotus_123_97_Fmt	296	Lotus 1-2-3 97	123
Lotus_Word_Pro_96_Fmt	297	Lotus Word Pro 96	
Lotus_Word_Pro_97_Fmt	298	Lotus Word Pro 97	LWP, MWP
Freelance_DOS_Fmt	299	Lotus Freelance for DOS	

Format Name	Number	Format Description	File Extension
Freelance_Win_Fmt	300	Lotus Freelance for Windows	PRE
Freelance_OS2_Fmt	301	Lotus Freelance for OS/2	PRS
Freelance_96_Fmt	302	Lotus Freelance 96	PRZ
Freelance_97_Fmt	303	Lotus Freelance 97	
MS_Word_95_Fmt	304	Microsoft Word 95	DOC
MS_Word_97_Fmt	305	Microsoft Word 97	DOC, WPS
Excel_Fmt	306	Microsoft Excel	XLS
Excel_Chart_Fmt	307	Microsoft Excel	XLC
Excel_Macro_Fmt	308	Microsoft Excel	XLM
Excel_95_Fmt	309	Microsoft Excel 95	
Excel_97_Fmt	310	Microsoft Excel 97	
Corel_Presentations_Fmt	311	Corel Presentations	XFD, XFDL
Harvard_Graphics_Fmt	312	Harvard Graphics	PR4
Harvard_Graphics_Chart_Fmt	313	Harvard Graphics Chart	CH3, CHT
Harvard_Graphics_Symbol_Fmt	314	Harvard Graphics Symbol File	SY3
Harvard_Graphics_Cfg_Fmt	315	Harvard Graphics Configuration File	
Harvard_Graphics_Palette_Fmt	316	Harvard Graphics Palette	
Lotus_123_R9_Fmt	317	Lotus 1-2-3 Release 9	123
Applix_Spreadsheets_Fmt	318	Applix Spreadsheets	AS

Format Name	Number	Format Description	File Extension
MS_Pocket_Word_Fmt	319	Microsoft Pocket Word	PWD
MS_DIB_Fmt	320	Microsoft Device Independent Bitmap	DIB
MS_Word_2000_Fmt	321	Microsoft Word 2000	DOC
Excel_2000_Fmt	322	Microsoft Excel 2000	XLS
PowerPoint_2000_Fmt	323	Microsoft PowerPoint 2000	PPT
MS_Access_2000_Fmt	324	Microsoft Access 2000	MDB
MS_Project_4_Fmt	325	Microsoft Project 4	
MS_Project_41_Fmt	326	Microsoft Project 4.1	MPP
MS_Project_98_Fmt	327	Microsoft Project 98	MPP
Folio_Flat_Fmt	328	Folio Flat File	FFF
HWP_Fmt	329	HWP(Arae-Ah Hangul)	HWP
ICHITARO_Fmt	330	ICHITARO	JTD
IS_XML_Fmt	331	Extended or Custom XML	XML
Oasys_Fmt	332	Oasys	OAS, OA2, OA3
PBM_ASC_Fmt	333	Portable Bitmap Utilities ASCII format (PBM)	PBM
PBM_BIN_Fmt	334	Portable Bitmap Utilities BINARY format (PBM)	PBM
PGM_ASC_Fmt	335	Portable Greymap Utilities ASCII format (PGM)	PGM
PGM_BIN_Fmt	336	Portable Greymap Utilities BINARY format (PGM)	PGM
PPM_ASC_Fmt	337	Portable Pixmap Utilities ASCII format (PPM)	PPM

Format Name	Number	Format Description	File Extension
PPM_BIN_Fmt	338	Portable Pixmap Utilities BINARY format (PPM)	PPM
XBM_Fmt	339	X Bitmap format (XBM)	XBM
XPM_Fmt	340	X Pixmap format (XPM)	XPM
FPX_Fmt	341	FlashPix FPX Image format	FPX
PCD_Fmt	342	PCD Image format	PCD
MS_Visio_Fmt	343	Microsoft Visio	VSD
MS_Project_2000_Fmt	344	Microsoft Project 2000	MPP
MS_Outlook_Fmt	345	Microsoft Outlook	MSG, OFT
ELF_Relocatable_Fmt	346	ELF Relocatable	O
ELF_Executable_Fmt	347	ELF Executable	
ELF_Dynamic_Lib_Fmt	348	ELF Dynamic Library	SO
MS_Word_XML_Fmt	349	Microsoft Word 2003 XML	XML
MS_Excel_XML_Fmt	350	Microsoft Excel 2003 XML	XML
MS_Visio_XML_Fmt	351	Microsoft Visio 2003 XML	VDX
SO_Text_XML_Fmt	352	StarOffice Text XML	SXW
SO_Spreadsheet_XML_Fmt	353	StarOffice Spreadsheet XML	SXC, STC
SO_Presentation_XML_Fmt	354	StarOffice Presentation XML	SXD, SXI
XHTML_Fmt	355	XHTML	XML, ASP
MS_OutlookPST_Fmt	356	Microsoft Outlook Personal Folders File (.pst)	PST

Format Name	Number	Format Description	File Extension
RAR_Fmt	357	RAR	RAR
Lotus_Notes_NSF_Fmt	358	IBM Lotus Notes Database NSF/NTF	NSF
Macromedia_Flash_Fmt	359	Macromedia Flash (.swf)	SWF
MS_Word_2007_Fmt	360	Microsoft Word 2007 XML - Docx	DOCX, DOTX
MS_Excel_2007_Fmt	361	Microsoft Excel 2007 XML	XLSX, XLTX
MS_PPT_2007_Fmt	362	Microsoft PowerPoint 2007 XML	PPTX, POTX, PPSX
OpenPGP_Fmt	363	OpenPGP Message Format (with new packet format)	PGP
Intergraph_V7_DGN_Fmt	364	Intergraph Standard File Format (ISFF) V7 DGN (non-OLE)	
MicroStation_V8_DGN_Fmt	365	MicroStation V8 DGN (OLE)	DGN
MS_Word_Macro_2007_Fmt	366	Microsoft Word Macro 2007 XML	DOCM, DOTM
MS_Excel_Macro_2007_Fmt	367	Microsoft Excel Macro 2007 XML	XLSM, XLTM, XLAM
MS_PPT_Macro_2007_Fmt	368	Microsoft PPT Macro 2007 XML	PPTM, POTM, PPSM, PPAM
LZH_Fmt	369	LZH Archive	LZH, LHA
Office_2007_Fmt	370	Office 2007 document	XLSB
MS_XPS_Fmt	371	Microsoft XML Paper Specification (XPS)	XPS
Lotus_Domino_DXL_Fmt	372	IBM Domino Data in XML format (.dxl)	DXL
ODF_Text_Fmt	373	ODF Text	ODT
ODF_Spreadsheet_Fmt	374	ODF Spreadsheet	ODS

Format Name	Number	Format Description	File Extension
ODF_Presentation_Fmt	375	ODF Presentation	ODP
Legato_Extender_ONM_Fmt	376	Legato Extender Native Message ONM	ONM
bin_Unknown_Fmt	377	Bin unknown format (.xxx)	
TNEF_Fmt	378	Transport Neutral Encapsulation Format (TNEF)	various
CADAM_Drawing_Fmt	379	CADAM Drawing	CDD
CADAM_Drawing_Overlay_Fmt	380	CADAM Drawing Overlay	CDO
NURSTOR_Drawing_Fmt	381	NURSTOR Drawing	NUR
HP_GLP_Fmt	382	HP Graphics Language (Plotter)	HPG
ASF_Fmt	383	Advanced Systems Format (ASF)	ASF
WMA_Fmt	384	Windows Media Audio Format (WMA)	WMA
WMV_Fmt	385	Windows Media Video Format (WMV)	WMV
EMX_Fmt	386	Legato EMailXtender Archives Format (EMX)	EMX
Z7Z_Fmt	387	7 Zip Format (7z)	7Z
MS_Excel_Binary_2007_Fmt	388	Microsoft Excel Binary 2007	XLSB
CAB_Fmt	389	Microsoft Cabinet File (CAB)	CAB
CATIA_Fmt	390	CATIA Formats (CAT*)	CATPART, CATPRODUCT ²
YIM_Fmt	391	Yahoo Instant Messenger History	DAT
ODF_Drawing_Fmt	392	ODF Drawing	ODG

Format Name	Number	Format Description	File Extension
Founder_CEB_Fmt	393	Founder Chinese E-paper Basic (ceb)	CEB
QPW_Fmt	394	Corel Quattro Pro 9+ for Windows	QPW
MHT_Fmt	395	MHTML format (MHT) ¹	MHT, MHTML
MDI_Fmt	396	Microsoft Document Imaging Format	MDI
GRV_Fmt	397	Microsoft Office Groove Format	GRV
IWWP_Fmt	398	Apple iWork Pages format	PAGES
IWSS_Fmt	399	Apple iWork Numbers format	NUMBERS
IWPG_Fmt	400	Apple iWork Keynote format	KEY
BKF_Fmt	401	Windows Backup File	BKF
MS_Access_2007_Fmt	402	Microsoft Access 2007	ACCDB
ENT_Fmt	403	Microsoft Entourage Database Format	
DMG_Fmt	404	Mac Disk Copy Disk Image File	DMG
CWK_Fmt	405	AppleWorks File	CWK
OO3_Fmt	406	Omni Outliner V3 File	OO3
OPML_Fmt	407	Omni Outliner OPML File	OPML
Omni_Graffle_XML_Fmt	408	Omni Graffle XML File	GRAFFLE
PSD_Fmt	409	Photoshop Document	PSD, PSB
Apple_Binary_PList_Fmt	410	Apple Binary Property List format	PLIST
Apple_iChat_Fmt	411	Apple iChat format	ICHAT

Format Name	Number	Format Description	File Extension
OOUTLINE_Fmt	412	OOutliner File	OOUTLINE
BZIP2_Fmt	413	Bzip 2 Compressed File	BZ2
ISO_Fmt	414	ISO-9660 CD Disc Image Format	ISO
DocuWorks_Fmt	415	DocuWorks Format	XDW
RealMedia_Fmt	416	RealMedia Streaming Media	RM, RA
AC3Audio_Fmt	417	AC3 Audio File Format	AC3
NEF_Fmt	418	Nero Encrypted File	NEF
SolidWorks_Fmt	419	SolidWorks Format Files	SLDASM, SLDPRT, SLDDRW, SLDDRT
XFDL_Fmt	420	Extensible Forms Description Language	XFDL, XFD
Apple_XML_PList_Fmt	421	Apple XML Property List format	PLIST
OneNote_Fmt	422	OneNote Note Format	ONE
Dicom_Fmt	424	Digital Imaging and Communications in Medicine (Dicom)	DCM
EnCase_Fmt	425	Expert Witness Compression Format (EnCase)	E01, L01, Lx01
Scrap_Fmt	426	Shell Scrap Object File	SHS
MS_Project_2007_Fmt	427	Microsoft Project 2007	MPP
MS_Publisher_98_Fmt	428	Microsoft Publisher from version 98	PUB
Skype_Fmt	429	Skype Log File	DBB
HL7_Fmt	430	Health level7 message	HL7

Format Name	Number	Format Description	File Extension
MS_OutlookOST_Fmt	431	Microsoft Outlook Offline Folders File (OST)	OST
Epub_Fmt	432	Electronic Publication	EPUB
MS_OEDBX_Fmt	433	Microsoft Outlook Express DBX	DBX
BB_Activ_Fmt	434	BlackBerry Activation File	DAT
DiskImage_Fmt	435	Disk Image	DMG
Milestone_Fmt	436	Milestone Document	MLS, ML3, ML4, ML5, ML6, ML7, ML8, ML9, MLA
E_Transcript_Fmt	437	RealLegal E-Transcript File	PTX
PostScript_Font_Fmt	438	PostScript Type 1 Font	PFB
Ghost_DiskImage_Fmt	439	Ghost Disk Image File	GHO, GHS
JPEG_2000_JP2_File_Fmt	440	JPEG-2000 JP2 File Format Syntax (ISO/IEC 15444-1)	JP2, JPF, J2K, JPWL, JPX, PGX
Unicode_HTML_Fmt	441	Unicode HTML	HTM, HTML
CHM_Fmt	442	Microsoft Compiled HTML Help	CHM
EMCMF_Fmt	443	Documentum EMCMF format	EMCMF
MS_Access_2007_Tmpl_Fmt	444	Microsoft Access 2007 Template	ACCDT
Jungum_Fmt	445	Samsung Electronics Jungum Global document	GUL
JBIG2_Fmt	446	JBIG2 File Format	JB2, JBIG2
EFax_Fmt	447	eFax file	EFX

Format Name	Number	Format Description	File Extension
AD1_Fmt	448	AD1 Evidence file	AD1
SketchUp_Fmt	449	Google SketchUp	SKP
GWFS_Email_Fmt	450	Group Wise File Surf email	GWFS
JNT_Fmt	451	Windows Journal format	JNT
Yahoo_yChat_Fmt	452	Yahoo! Messenger chat log	YCHAT
PaperPort_MAX_File_Fmt	453	PaperPort MAX image file	MAX
ARJ_Fmt	454	ARJ (Archive by Robert Jung) file format	ARJ
RPMSG_Fmt	455	Microsoft Outlook Restricted Permission Message	RPMSG
MAT_Fmt	456	MATLAB file format	MAT, FIG
SGY_Fmt	457	SEG-Y Seismic Data format	SGY, SEG Y
CDXA_MPEG_PS_Fmt	458	MPEG-PS container with CDXA stream	MPG
EVT_Fmt	459	Microsoft Windows NT Event Log	EVT
EVTX_Fmt	460	Microsoft Windows Vista Event Log	EVTX
MS_OutlookOLM_Fmt	461	Microsoft Outlook for Macintosh format	OLM
WARC_Fmt	462	Web ARChive	WARC
JAVACLASS_Fmt	463	Java Class format	CLASS
VCF_Fmt	464	Microsoft Outlook vCard file format	VCF
EDB_Fmt	465	Microsoft Exchange Server Database file format	EDB
ICS_Fmt	466	Microsoft Outlook iCalendar file format	ICS, VCS

Format Name	Number	Format Description	File Extension
MS_Visio_2013_Fmt	467	Microsoft Visio 2013	VSDX, VSTX, VSSX
MS_Visio_2013_Macro_Fmt	468	Microsoft Visio 2013 macro	VSDM, VSTM, VSSM
ICHITARO_Compr_Fmt	469	ICHITARO Compressed format	JTDC
IWWP13_Fmt	470	Apple iWork 2013 Pages format	IWA
IWSS13_Fmt	471	Apple iWork 2013 Numbers format	IWA
IWPG13_Fmt	472	Apple iWork 2013 Keynote format	IWA
XZ_Fmt	473	XZ archive format	XZ
Sony_WAVE64_Fmt	474	Sony Wave64 format	W64
Conifer_WAVPACK_Fmt	475	Conifer Wavpack format	WV
Xiph_OGG_VORBIS_Fmt	476	Xiph Ogg Vorbis format	OGG
MS_Visio_2013_Stencil_Fmt	477	MS Visio 2013 stencil format	VSSX
MS_Visio_2013_Stencil_Macro_Fmt	478	MS Visio 2013 stencil Macro format	VSSM
MS_Visio_2013_Template_Fmt	479	MS Visio 2013 template format	VSTX
MS_Visio_2013_Template_Macro_Fmt	480	MS Visio 2013 template Macro format	VSTM
Borland_Reflex_2_Fmt	481	Borland Reflex 2 format	R2D
PKCS_12_Fmt	482	PKCS #12 (p12) format	P12, PFX
B1_Fmt	483	B1 format	B1
ISO_IEC_MPEG_4_Fmt	484	ISO/IEC MPEG-4 (ISO 14496) format	MP4
RAR5_Fmt	485	RAR5 Format	RAR

Format Name	Number	Format Description	File Extension
Unigraphics_NX_Fmt	486	Unigraphics (UG) NX CAD Format	PRT
PTC_Creo_Fmt	487	PTC Creo CAD Format	ASM, PRT
KML_Fmt	488	Keyhole Markup Language	KML
KMZ_Fmt	489	Zipped Keyhole Markup Language	KMZ
WML_Fmt	490	Wireless Markup Language	WML
ODF_Formula_Fmt	491	ODF Formula	ODF
SO_Text_Fmt	492	Star Office Writer Text	SDW, SGL, VOR
SO_Spreadsheet_Fmt	493	Star Office Calc Spreadsheet	SDC
SO_Presentation_Fmt	494	Star Office Impress Presentation	SDD, SDA
SO_Math_Fmt	495	Star Office Math	SMF
STEP_Fmt	496	ISO 10303-21 STEP format	
STL_Fmt	497	3D Systems STL ASCII format	
AppleScript_Fmt	498	AppleScript Source Code ³	APPLESCRIPT
Assembly_Fmt	499	Assembly Code ³	
C_Fmt	500	C Source Code ³	C, H
Csharp_Fmt	501	C# Source Code ³	CS
CPlusPlus_Fmt	502	C++ Source Code ³	CPP, HPP
Css_Fmt	503	Cascading Style Sheet ³	CSS
Clojure_Fmt	504	Clojure Source Code ³	CLJ, CL2

Format Name	Number	Format Description	File Extension
CoffeeScript_Fmt	505	CoffeeScript Source Code ³	COFFEE, CAKE
Lisp_Fmt	506	Common Lisp Source Code ³	EL
Dockerfile_Fmt	507	Dockerfile ³	
Eiffel_Fmt	508	Eiffel Source Code ³	E
Erlang_Fmt	509	Erlang Source Code ³	ERL, ES
Fsharp_Fmt	510	F# Source Code ³	FS
Fortran_Fmt	511	Fortran Source Code ³	F
Go_Fmt	512	Go Source Code ³	GO
Groovy_Fmt	513	Groovy Source Code ³	GRT, GVV
Haskell_Fmt	514	Haskell Source Code ³	HS
Ini_Fmt	515	Initialization (INI) file ³	
Java_Fmt	516	Java Source Code ³	JAVA
Javascript_Fmt	517	Javascript Source Code ³	JS
Lua_Fmt	518	Lua Source Code ³	LUA
Makefile_Fmt	519	Makefile ³	MAKE
Mathematica_Fmt	520	Wolfram Mathematica Source Code ³	M
ObjC_Fmt	521	Objective-C Source Code ³	
ObjCpp_Fmt	522	Objective-C++ Source Code ³	
ObjJ_Fmt	523	Objective-J Source Code ³	J

Format Name	Number	Format Description	File Extension
PHP_Fmt	524	PHP Source Code ³	PHP
PLSQL_Fmt	525	PLSQL Source Code ³	
Pascal_Fmt	526	Pascal Source Code ³	PASCAL
Perl_Fmt	527	Perl Source Code ³	PL
Powershell_Fmt	528	PowerShell Source Code ³	PS1
Prolog_Fmt	529	Prolog Source Code ³	PRO, PROLOG
Puppet_Fmt	530	Puppet Source Code ³	PP
Python_Fmt	531	Python Source Code ³	PY
R_Fmt	532	R Source Code ³	R
Ruby_Fmt	533	Ruby Source Code ³	RB
Rust_Fmt	534	Rust Source Code ³	RS
Scala_Fmt	535	Scala Source Code ³	SC
Shell_Fmt	536	Shell Script ³	SH
Smalltalk_Fmt	537	Smalltalk Source Code ³	ST
ML_Fmt	538	Standard ML Source Code ³	ML
Swift_Fmt	539	Swift Source Code ³	SWIFT
Tcl_Fmt	540	Tool Command Language (Tcl) Source Code ³	TM
Tex_Fmt	541	TeX Typesetting File ³	
TypeScript_Fmt	542	TypeScript Source Code ³	TS

Format Name	Number	Format Description	File Extension
Verilog_Fmt	543	Verilog Source Code ³	V
YAML_Fmt	544	YAML File ³	YML
Wiki_Fmt	545	MediaWiki File	
MS_Word_2007_Flat_XML_Fmt	546	Microsoft Word 2007 XML - Flat xml	XML
Matroska_Fmt	547	Matroska video File	MKV
SVG_Fmt	548	Scalable Vector Graphics image	SVG
Shapefile_Fmt	549	Shapefile	SHP, SHX
Flash_Video_Fmt	550	Flash video File	FLV
Embedded_OpenType_Fmt	551	Embedded OpenType font	EOT
Web_Open_Font_Fmt	552	Web Open Font Format	WOFF, WOFF2
OpenType_Fmt	553	OpenType Font	OTF
MNG_Fmt	554	Multiple-image Network Graphics	MNG
JNG_Fmt	555	JPEG Network Graphics	JNG
AppleScript_Binary_Fmt	556	AppleScript Binary Source Code	SCPT
Maya_Binary_Fmt	557	Autodesk Maya binary file	MB
Jupiter_Tessellation_Fmt	558	UGS Jupiter Tessellation file	JT
OGV_Fmt	559	Ogg Theora Video format	OGV
OGG_Container_Fmt	560	General Ogg Container format	OGG
GNU_Message_Catalog_Fmt	561	GNU Message Catalog format	MO

Format Name	Number	Format Description	File Extension
Windows_Shortcut_Fmt	562	Windows shortcut file	LNK
Apple_Typedstream_Fmt	563	Apple/NeXT typedstream data format	
XCF_Fmt	564	GIMP XCF image	XCF
PaintShop_Pro_Fmt	565	PaintShop Pro image	PSP, PSPIMAGE
SQLite_Database_Fmt	566	SQLite database format	QHC
MySQL_Table_Fmt	567	MySQL table definition file	FRM
Microsoft_Program_DB_Fmt	568	Microsoft Program Database format	PDB
OpenEXR_Fmt	569	OpenEXR image format	EXR
XMV_Fmt	570	4X Movie File	
AMV_Fmt	571	AMV video file	AMV
NIFF_Fmt	572	Notation Interchange File Format	NIF
CuBase_Fmt	573	Steinberg CuBase file	
SoundFont_Fmt	574	SoundFont file	
WebP_Fmt	575	WebP image	WEBP
ICC_Fmt	576	International Color Consortium files	ICC, ICM
PCF_Fmt	577	X11 Portable Compiled Font file	PCF
WebM_Fmt	578	WebM video file	WEBM
AMFF_Fmt	579	Amiga Metafile	AMF
ANBM_Fmt	580	IFF Animated Bitmap	

Format Name	Number	Format Description	File Extension
ANIM_Fmt	581	IFF Amiga animated raster graphics format	
DEEP_Fmt	582	IFF-DEEP TVPaint image	DEEP
FAXX_Fmt	583	IFF-FAXX Facsimile image	
ICON_Fmt	584	IFF Glow Icon image	
ILBM_Fmt	585	Interleaved BitMap image	IFF
LWOB_Fmt	586	LightWave Object format	LWOB
MAUD_Fmt	587	IFF-MAUD MacroSystem audio format	
PBM_Fmt	588	IFF Planar BitMap	
TDDD_Fmt	589	IFF TDDD and Imagine Object animation format	TDD
DjVu_Fmt	590	AT&T DjVu format	DJVU
InDesign_Fmt	591	Adobe InDesign document	
Calamus_Fmt	592	Calamus Desktop Publishing	
Adaptive_MultiRate_Fmt	593	Adaptive Multi-Rate audio format	AMR
FLAC_Fmt	594	Free Lossless Audio Codec format	FLAC
Ogg_FLAC_Fmt	595	Ogg Container FLAC audio format	OGG
SAS7BDAT_Fmt	596	SAS7BDAT database storage format	SAS7BDAT
Design_Web_Format_Fmt	597	Autodesk Design Web Format	DWF
Adobe_Flash_Audio_Book_Fmt	598	Adobe Flash Player audio book	F4B
Adobe_Flash_Audio_Fmt	599	Adobe Flash Player audio	F4A

Format Name	Number	Format Description	File Extension
Adobe_Flash_Protected_Video_Fmt	600	Adobe Flash Player protected video	F4P
Adobe_Flash_Video_Fmt	601	Adobe Flash Player video	F4V
Audible_Audiobook_Fmt	602	Audible Enhanced Audiobook	AAX
Canon_Camera_Fmt	603	Canon Digital Camera image	
Canon_Raw_Fmt	604	Canon Raw image	CR3
Casio_Camera_Fmt	605	Casio Digital Camera image	
Convergent_Design_Fmt	606	Convergent Design file	
DMB_MAF_Audio_Fmt	607	DMB MAF audio	
DMB_MAF_Video_Fmt	608	DMB MAF video	
DMP_Content_Fmt	609	Digital Media Project Content Format	
DVB_Fmt	610	Digital Video Broadcast format	DVB
Dirac_Wavelet_Compression_Fmt	611	ISO-BMFF Dirac Wavelet compression	
HEICS_Image_Sequence_Fmt	612	High Efficiency Image Format HEVC image sequence	HEICS
HEIC_Image_Fmt	613	High Efficiency Image Format HEVC image	HEIC
HEIFS_Image_Sequence_Fmt	614	High Efficiency Image Format image sequence	HEIFS
HEIF_Image_Fmt	615	High Efficiency Image Format image	HEIF
ISMACryp_Fmt	616	ISMACryp 2.0 Encrypted format	
ISO_3GPP2_Fmt	617	3GPP2 video file	3G2
ISO_3GPP_Fmt	618	3GPP video file	3GP

Format Name	Number	Format Description	File Extension
ISO_JPEG2000_JP2_Fmt	619	ISO-BMFF JPEG 2000 image	JP2
ISO_JPEG2000_JPM_Fmt	620	ISO-BMFF JPEG 2000 compound image	JPM
ISO_JPEG2000_JPX_Fmt	621	ISO-BMFF JPEG 2000 with extensions	JPX
ISO_QuickTime_Fmt	622	Apple ISO-BMFF QuickTime video	QT, MOV
KDDI_Video_Fmt	623	KDDI Video file	
MAF_Photo_Player_Fmt	624	MAF Photo Player	
MPEG4_AVC_Fmt	625	ISO-BMFF MPEG-4 with AVC extension	
MPEG4_M4A_Fmt	626	Apple MPEG-4 Part 14 audio	M4A
MPEG4_M4B_Fmt	627	Apple MPEG-4 Part 14 audio book	M4B
MPEG4_M4P_Fmt	628	Apple MPEG-4 Part 14 protected audio	M4P
MPEG4_M4V_Fmt	629	Apple MPEG-4 Part 14 video	M4V
MPEG4_Sony_PSP_Fmt	630	Sony PSP MPEG-4	MP4
MPEG_21_Fmt	631	MPEG-21	
Mobile_QuickTime_Fmt	632	Mobile QuickTime video	MQV
Motion_JPEG_2000_Fmt	633	Motion JPEG 2000	MJ2, MJP2
NTT_MPEG4_Fmt	634	NTT MPEG-4	
Nero_MPEG4_AVC_Profile	635	Nero MPEG-4 profile with AVC extension	
Nero_MPEG4_Audio_Fmt	636	Nero AAC audio	
Nero_MPEG4_Profile	637	Nero MPEG-4 profile	

Format Name	Number	Format Description	File Extension
OMA_DRM_Fmt	638	OMA DRM Format	
Panasonic_Camera_Fmt	639	Panasonic Digital Camera image	
Ross_Video_Fmt	640	Ross video	
SDA_Video_Fmt	641	SDA SD Memory Card video	
Samsung_Stereoscopic_Fmt	642	Samsung stereoscopic stream	
Sony_XAVC_Fmt	643	Sony XAVC video	
JPEG_2000_PGX_Fmt	644	JPEG 2000 PGX Verification Model image	PGX
Apple_Desktop_Services_Store_Fmt	645	Apple Desktop Services Store file	DS_Store
Core_Audio_Fmt	646	Apple Core Audio Format	CAF
VICAR_Fmt	647	VICAR image format	IMG
FITS_Fmt	648	Flexible Image Transport System FITS image	FIT
DIF_Fmt	649	Digital Interface Format (DIF) DV video	DV
MPEG_Transport_Stream_Fmt	650	MPEG Transport Stream data	TS
MPEG_Sequence_Fmt	651	MPEG Sequence format	
Ogg_OGM_Fmt	652	Ogg OGM video format	OGM
Ogg_Speex_Fmt	653	Ogg Speex audio format	SPX
Ogg_Opus_Fmt	654	Ogg Opus audio format	OGG
Musepack_Audio_Fmt	655	Musepack audio format	MPC
ART_Image_Fmt	656	ART image format	ART

Format Name	Number	Format Description	File Extension
Vivo_Fmt	657	Vivo audio-video format	VIV
QCP_Fmt	658	Qualcomm QCP audio	QCP
CSP_Codec_Fmt	659	Creative Signal Processor codec	CSP
TwinVQ_Fmt	660	NTT TwinVQ audio format	VQF
Interplay_MVE_Fmt	661	Interplay MVE video format	MVE
IRIX_Moviemaker_Fmt	662	IRIX Silicon Graphics moviemaker video file	MV, MOVIE
Sega_FILM_Fmt	663	Sega FILM video format	CPK, CAK
SMAF_Fmt	664	Synthetic music Mobile Application Format	MMF
NIST_SPHERE_Fmt	665	NIST SPeech HEader Resources format	NIST
Chinese_AVS_Fmt	666	Chinese AVS video format	
VQA_Fmt	667	Westwood Studios Vector Quantized Animation video file	VQA
YAFA_Fmt	668	Wildfire YAFA animation	YAFA
Origin_MVE_Fmt	669	Origin Wing Commander III MVE movie format	MVE
BBC_Dirac_Fmt	670	BBC Dirac video format	DRC
Maya_ASCII_Fmt	671	Autodesk Maya ASCII file format	MA
RenderMan_Fmt	672	Pixar RenderMan Interface Bytestream file	RIB
NOFF_Binary_Fmt	673	NOFF 3D Object File Format	NOFF
VTK_ASCII_Fmt	674	Visualization Toolkit VTK ASCII format	VTK

Format Name	Number	Format Description	File Extension
VTK_Binary_Fmt	675	Visualization Toolkit VTK Binary format	VTK
Wolfram_CDF_Fmt	676	Wolfram Mathematica Computable Document Format	CDF
Wolfram_Notebook_Fmt	677	Wolfram Mathematica Notebook Format	NB
HDF4_Fmt	678	Hierarchical Data Format HDF4	HDF, H4
HDF5_Fmt	679	Hierarchical Data Format HDF5	HDF, H5
ARMovie_Fmt	680	Acorn RISC ARMovie video format	RPL
Windows_TV_DVR_Fmt	681	Windows Television DVR format	WTV
InstallShield_Z_Fmt	682	InstallShield Z archive format	Z
MS_DirectDraw_Surface_Fmt	683	Microsoft DirectDraw Surface container format	DDS
Bink_Fmt	684	Bink audio-video container format	BIK, BK2
LZMA_Fmt	685	LZMA compressed data format	LZMA
True_Audio_Fmt	686	True Audio format	TTA
Keepass_Fmt	687	Keepass Password file	KDB, KDBX
RPM_Fmt	688	RPM Package Manager file	RPM
Printer_Font_Metrics_Fmt	689	Adobe Printer Font Metrics format	PFM
Adobe_Font_Metrics_Fmt	690	Adobe Font Metrics ASCII format	AFM
Printer_Font_ASCII_Fmt	691	Adobe Printer Font ASCII format	PFA
Netware_Loadable_Module_Fmt	692	Netware Loadable Module format	NLM
TCPdump_pcap_Fmt	693	TCPdump packet stream capture savefile format	PCAP

Format Name	Number	Format Description	File Extension
Multiple_Master_Font_Fmt	694	Adobe Multiple master font format	MMM
TrueType_Font_Collection_Fmt	695	TrueType font collection format	TTC
Shapefile_Spatial_Index_Fmt	696	Shapefile binary spatial index format	SBX, SBN
Java_Key_Store_Fmt	697	Java Key Store format	KS
Java_JCE_Key_Store_Fmt	698	Java JCE Key Store format	
Quark_Xpress_Intel_Fmt	699	QuarkXPress Intel format	QXB
Windows_Imaging_Fmt	700	Microsoft Windows Imaging Format WIM	WIM
VMware_Virtual_Disk_Fmt	701	VMware Virtual Disk Format 5.0	VMDK
XPCConnect_Typelib_Fmt	702	XPCConnect Typelib Format	XPT
MS_DOS_Compression_Fmt	703	Microsoft MS-DOS installation compression	EX_
DLS_Fmt	704	DLS Downloadable Sounds format	DLS
MS_Windows_Registry_Fmt	705	Microsoft Windows Registry format	
Microsoft_Help_2_Fmt	706	Microsoft Help 2.0 format	HXD, HXW, HXH
Qt_Translation_Fmt	707	Qt binary translation file format	QM
PEM_SSL_Certificate_Fmt	708	PEM-encoded SSL certificate	CRT, PEM, CER, KEY
PostScript_Printer_Description_Fmt	709	Adobe PostScript Printer Description file	PPD
Speedo_Font_Fmt	710	Speedo Font format	SPD
InstallShield_Cabinet_Fmt	711	InstallShield Cabinet Archive format	CAB, HDR
InstallShield_Uninstall_Fmt	712	InstallShield Uninstall format	ISU

Format Name	Number	Format Description	File Extension
MS_OEDBX_Folder_Fmt	713	Outlook Express DBX folder database format	DBX
LabVIEW_Fmt	714	National Instruments LabVIEW file format	VI
SAP_Archive_SAR_Fmt	715	SAP compression archive SAR format	SAR
Netscape_Address_Book_Fmt	716	Netscape Address Book format	NAB
Universal_3D_Fmt	717	Universal 3D file format	U3D
Open_Inventor_ASCII_Fmt	718	Open Inventor ASCII format	IV
Open_Inventor_Binary_Fmt	719	Open Inventor Binary format	IV
X_Window_Dump_Fmt	720	X Window Dump image	XWD
Git_Packfile_Fmt	721	Git Packfile format	PACK
Xara_Xar_Fmt	722	Xara X Xar image format	XAR
Internet_Archive_ARC_Fmt	723	Internet Archive ARC format	ARC
Applix_Builder_Fmt	724	Applix Builder format	AB
Applix_Bitmap_Fmt	725	Applix Bitmap image format	IM
PEM_RSA_Private_Key_Fmt	726	PEM-encoded RSA private key	PEM
MIFF_Fmt	727	Magick Image File Format	MIFF
Subversion_Dump_Fmt	728	Subversion Dump format	
Virtual_Hard_Disk_Fmt	729	Microsoft Virtual Hard Disk format	VHD
Direct_Access_Archive_Fmt	730	PowerISO Direct Access Archive format	DAA
Debian_Binary_Fmt	731	Debian binary package format	DEB

Format Name	Number	Format Description	File Extension
XUL_Fastload_Fmt	732	Mozilla XUL Fastload format	MFL
Nastran_OP2_Fmt	733	Nastran OP2 format	OP2
Binary_Logging_Fmt	734	CAD Binary Logging Format	BLF
Measurement_Data_Fmt	735	CAD Measurement Data Format	MDF
Abaqus_ODB_Fmt	736	Abaqus ODB Format	ODB
Open_Diagnostic_Data_Exchange_Fmt	737	Vector Open Diagnostic Data Exchange format	ODX
Vector_ASCII_Fmt	738	Vector CAD ASCII ASC format	ASC
LSDYNA_State_Database_Fmt	739	LS-DYNA State Database format	
LSDYNA_Binary_Output_Fmt	740	LS-DYNA binary output (binout) format	
MS_Power_BI_Fmt	741	Microsoft Power BI Desktop format	PBIX
Tableau_Workbook_Fmt	742	Tableau Workbook format	TWB
Tableau_Packaged_Workbook_Fmt	743	Tableau Packaged Workbook format	TWBX
Tableau_Extract_Fmt	744	Tableau Extract format	TDE
Tableau_Data_Source_Fmt	745	Tableau Data Source format	TDS
Tableau_Packaged_Data_Source_Fmt	746	Tableau Packaged Data Source format	TDSX
Tableau_Preferences_Fmt	747	Tableau Preferences format	TPS
Tableau_Map_Source_Fmt	748	Tableau Map Source format	TMS
ABAP_Fmt	749	ABAP Source Code ⁴	ABAP
AMPL_Fmt	750	AMPL Source Code ⁴	AMPL

Format Name	Number	Format Description	File Extension
APL_Fmt	751	APL Source Code ⁴	APL
ASN1_Fmt	752	ASN.1 Source Code ⁴	ASN
ATS_Fmt	753	ATS Source Code ⁴	
Agda_Fmt	754	Agda Source Code ⁴	AGDA
Alloy_Fmt	755	Alloy Source Code ⁴	ALS
Apex_Fmt	756	Apex Source Code ⁴	CLS
Arduino_Fmt	757	Arduino Source Code ⁴	INO
AsciiDoc_Fmt	758	AsciiDoc Source Code ⁴	ASC
AspectJ_Fmt	759	AspectJ Source Code ⁴	AJ
Awk_Fmt	760	Awk Source Code ⁴	AWK
BlitzMax_Fmt	761	BlitzMax Source Code ⁴	BMX
Bluespec_Fmt	762	Bluespec Source Code ⁴	BSV
Brainfuck_Fmt	763	Brainfuck Source Code ⁴	B, BF
Brightscript_Fmt	764	Brightscript Source Code ⁴	BRS
CLIPS_Fmt	765	CLIPS Source Code ⁴	CLP
CMake_Fmt	766	CMake Source Code ⁴	CMAKE
COBOL_Fmt	767	COBOL Source Code ⁴	CBL, CCP, COB, CPY
CWeb_Fmt	768	CWeb Source Code ⁴	W
CartoCSS_Fmt	769	CartoCSS Source Code ⁴	MSS

Format Name	Number	Format Description	File Extension
Ceylon_Fmt	770	Ceylon Source Code ⁴	CEYLON
Chapel_Fmt	771	Chapel Source Code ⁴	CHPL
Clarion_Fmt	772	Clarion Source Code ⁴	CLW
Clean_Fmt	773	Clean Source Code ⁴	DCL, ICL
Component_Pascal_Fmt	774	Component Pascal Source Code ⁴	CP
Cool_Fmt	775	Cool Source Code ⁴	CL
Coq_Fmt	776	Coq Source Code ⁴	V
Creole_Fmt	777	Creole Source Code ⁴	CREOLE
Crystal_Fmt	778	Crystal Source Code ⁴	CR
Csound_Fmt	779	Csound Source Code ⁴	ORC
Csound_Document_Fmt	780	Csound Document Source Code ⁴	CSD
Cuda_Fmt	781	Cuda Source Code ⁴	CU
D_Fmt	782	D Source Code ⁴	DCL, ICL
DIGITAL_Command_Language_Fmt	783	DIGITAL Command Language Source Code ⁴	COM
DTrace_Fmt	784	DTrace Source Code ⁴	D
Dart_Fmt	785	Dart Source Code ⁴	DART
E_Fmt	786	E Source Code ⁴	E
ECL_Fmt	787	ECL Source Code ⁴	ECL
Elm_Fmt	788	Elm Source Code ⁴	ELM

Format Name	Number	Format Description	File Extension
Emacs_Lisp_Fmt	789	Emacs Lisp Source Code ⁴	EL
EmberScript_Fmt	790	EmberScript Source Code ⁴	EM
Fantom_Fmt	791	Fantom Source Code ⁴	FAN
Forth_Fmt	792	Forth Source Code ⁴	FOR, FORTH
FreeMarker_Fmt	793	FreeMarker Source Code ⁴	FTL
Frege_Fmt	794	Frege Source Code ⁴	FR
G_code_Fmt	795	G-code Source Code ⁴	G
GAMS_Fmt	796	GAMS Source Code ⁴	GMS
GAP_Fmt	797	GAP Source Code ⁴	
GDScript_Fmt	798	GDScript Source Code ⁴	GD
GLSL_Fmt	799	GLSL Source Code ⁴	GLSL
Game_Maker_Language_Fmt	800	Game Maker Language Source Code ⁴	GML
Gnuplot_Fmt	801	Gnuplot Source Code ⁴	GNU, GP
Golo_Fmt	802	Golo Source Code ⁴	GOLO
Gosu_Fmt	803	Gosu Source Code ⁴	GS
Gradle_Fmt	804	Gradle Source Code ⁴	GRADLE
GraphQL_Fmt	805	GraphQL Source Code ⁴	GRAPHQL
Graphviz_DOT_Fmt	806	Graphviz (DOT) Source Code ⁴	DOT
HLSL_Fmt	807	HLSL Source Code ⁴	HLSL

Format Name	Number	Format Description	File Extension
Hack_Fmt	808	Hack Source Code ⁴	
Haml_Fmt	809	Haml Source Code ⁴	HAML
Handlebars_Fmt	810	Handlebars Source Code ⁴	HBS
Hy_Fmt	811	Hy Source Code ⁴	HY
IDL_Fmt	812	IDL Source Code ⁴	PRO
IGOR_Pro_Fmt	813	IGOR Pro Source Code ⁴	IPF
Idris_Fmt	814	Idris Source Code ⁴	IDR
Inform_7_Fmt	815	Inform 7 Source Code ⁴	I7X
Ioke_Fmt	816	Ioke Source Code ⁴	IK
Isabelle_Fmt	817	Isabelle Source Code ⁴	
J_Fmt	818	J Source Code ⁴	IJS
JSONiq_Fmt	819	JSONiq Source Code ⁴	JQ
JSX_Fmt	820	JSX Source Code ⁴	JSX
Jasmin_Fmt	821	Jasmin Source Code ⁴	J
Jolie_Fmt	822	Jolie Source Code ⁴	
Julia_Fmt	823	Julia Source Code ⁴	JL
KiCad_Layout_Fmt	824	KiCad Layout Source Code ⁴	
KiCad_Schematic_Fmt	825	KiCad Schematic Source Code ⁴	SCH
Kotlin_Fmt	826	Kotlin Source Code ⁴	KT

Format Name	Number	Format Description	File Extension
LFE_Fmt	827	LFE Source Code ⁴	LFE
LOLCODE_Fmt	828	LOLCODE Source Code ⁴	LOL
Lasso_Fmt	829	Lasso Source Code ⁴	LAS, LASSO
Limbo_Fmt	830	Limbo Source Code ⁴	
LiveScript_Fmt	831	LiveScript Source Code ⁴	LS
M_Fmt	832	M Source Code ⁴	M
MAXScript_Fmt	833	MAXScript Source Code ⁴	MS
Markdown_Fmt	834	Markdown Source Code ⁴	MD
Matlab_Fmt	835	Matlab Source Code ⁴	M
Max_Code_Fmt	836	Max Source Code ⁴	MXT
Mercury_Fmt	837	Mercury Source Code ⁴	
Modelica_Fmt	838	Modelica Source Code ⁴	MO
Modula_2_Fmt	839	Modula-2 Source Code ⁴	MOD
Monkey_Fmt	840	Monkey Source Code ⁴	MONKEY
Moocode_Fmt	841	Moocode Source Code ⁴	MOO
NL_Fmt	842	NL Source Code ⁴	NL
NSIS_Fmt	843	NSIS Source Code ⁴	NSI
NetLogo_Fmt	844	NetLogo Source Code ⁴	NLOGO
NewLisp_Fmt	845	NewLisp Source Code ⁴	NL

Format Name	Number	Format Description	File Extension
Nginx_Fmt	846	Nginx Source Code ⁴	VHOST
Nix_Fmt	847	Nix Source Code ⁴	NIX
Nu_Fmt	848	Nu Source Code ⁴	NU
OCaml_Fmt	849	OCaml Source Code ⁴	
OpenCL_Fmt	850	OpenCL Source Code ⁴	CL
OpenEdge_ABL_Fmt	851	OpenEdge ABL Source Code ⁴	
OpenSCAD_Fmt	852	OpenSCAD Source Code ⁴	SCAD
Ox_Fmt	853	Ox Source Code ⁴	OX
Oxygene_Fmt	854	Oxygene Source Code ⁴	OXYGENE
Oz_Fmt	855	Oz Source Code ⁴	OZ
PAWN_Fmt	856	PAWN Source Code ⁴	PWN
PLpgSQL_Fmt	857	PLpgSQL Source Code ⁴	PLSQL
Pan_Fmt	858	Pan Source Code ⁴	PAN
Parrot_Assembly_Fmt	859	Parrot Assembly Source Code ⁴	PASM
PicoLisp_Fmt	860	PicoLisp Source Code ⁴	
Pike_Fmt	861	Pike Source Code ⁴	PIKE
Pony_Fmt	862	Pony Source Code ⁴	PONY
Processing_Fmt	863	Processing Source Code ⁴	PDE
PureBasic_Fmt	864	PureBasic Source Code ⁴	PB

Format Name	Number	Format Description	File Extension
QMake_Fmt	865	QMake File ⁴	
RAML_Fmt	866	RAML Source Code ⁴	RAML
RDoc_Fmt	867	RDoc Source Code ⁴	RDOC
REXX_Fmt	868	REXX Source Code ⁴	REXX
Racket_Fmt	869	Racket Source Code ⁴	
Ragel_Fmt	870	Ragel Source Code ⁴	
Rascal_Fmt	871	Rascal Source Code ⁴	RSC
Rebol_Fmt	872	Rebol Source Code ⁴	REB, REBOL
Red_Fmt	873	Red Source Code ⁴	RED
RenPy_Fmt	874	Ren'Py Source Code ⁴	RPY
RenderScript_Fmt	875	RenderScript Source Code ⁴	RS
Ring_Fmt	876	Ring Source Code ⁴	RING
RobotFramework_Fmt	877	RobotFramework Source Code ⁴	ROBOT
SAS_Fmt	878	SAS Source Code ⁴	SAS
SPARQL_Fmt	879	SPARQL Source Code ⁴	
SQL_Fmt	880	SQL Source Code ⁴	
SQLPL_Fmt	881	SQLPL Source Code ⁴	
SaltStack_Fmt	882	SaltStack Source Code ⁴	SLS
Scheme_Fmt	883	Scheme Source Code ⁴	

Format Name	Number	Format Description	File Extension
Scilab_Fmt	884	Scilab Source Code ⁴	SCI
Squirrel_Fmt	885	Squirrel Source Code ⁴	NUT
Stan_Fmt	886	Stan Source Code ⁴	STAN
Stata_Fmt	887	Stata Source Code ⁴	
Stylus_Fmt	888	Stylus Source Code ⁴	STYL
SuperCollider_Fmt	889	SuperCollider Source Code ⁴	SC
SystemVerilog_Fmt	890	SystemVerilog Source Code ⁴	SV
TXL_Fmt	891	TXL Source Code ⁴	TXL
Turing_Fmt	892	Turing Source Code ⁴	T
Turtle_Fmt	893	Turtle Source Code ⁴	TTL
UrWeb_Fmt	894	UrWeb Source Code ⁴	UR, URS
Vim_script_Fmt	895	Vim script File ⁴	VIM
Visual_Basic_Fmt	896	Visual Basic Source Code ⁴	VB
WebAssembly_Fmt	897	WebAssembly Source Code ⁴	WAT
WebIDL_Fmt	898	WebIDL Source Code ⁴	WEBIDL
X10_Fmt	899	X10 Source Code ⁴	X10
XQuery_Fmt	900	XQuery Source Code ⁴	XQM
Xojo_Fmt	901	Xojo Source Code ⁴	
Xtend_Fmt	902	Xtend Source Code ⁴	XTEND

Format Name	Number	Format Description	File Extension
YANG_Fmt	903	YANG Source Code ⁴	YANG
Zephir_Fmt	904	Zephir Source Code ⁴	ZEP
eC_Fmt	905	eC Source Code ⁴	EC
reStructuredText_Fmt	906	reStructuredText Source Code ⁴	
xBASE_Fmt	907	xBASE Source Code ⁴	
Windows_Installer_Fmt	908	MSI Windows Installer format	MSI
Autodesk_3ds_Max_Fmt	909	Autodesk 3ds Max format	MAX
PhotoDraw_Mix_Fmt	910	PhotoDraw MIX image	MIX
Softimage_SCN_Fmt	911	Softimage Scene SCN format	SCN
Parasolid_XT_Fmt	912	Parasolid ascii XT format	X_T
Parasolid_XB_Fmt	913	Parasolid binary XB format	X_B
IGES_Fmt	914	Initial Graphics Exchange Specification format	IGS
ACE_Archive_Fmt	915	ACE archive format	ACE
Grasshopper_GHX_Fmt	916	Grasshopper GHX format	GHX
MS_FrontPage_Macro_Fmt	917	Microsoft FrontPage macro file format	FPM
MS_AtWork_Fax_Fmt	918	Microsoft AtWork Fax format	AWD
MS_Image_Composer_Fmt	919	Microsoft Image Composer format	MIC
MS_Visual_InterDev_Fmt	920	Microsoft Visual InterDev web project items file	WDM
Macromedia_Flash_FLA_OLE_Fmt	921	Macromedia Flash FLA Project File OLE format	FLA

Format Name	Number	Format Description	File Extension
Corel_Draw_X4_Fmt	922	CorelDRAW version X4 onwards	CDRX
Ogg_Daala_Fmt	923	Ogg Daala video format	OGV
Ogg_BBC_Dirac_Fmt	924	Ogg BBC Dirac video format	OGV
PKCS_7_Fmt	925	PKCS #7 cryptographic format	P7S
Time_Stamped_Data_Fmt	926	Time-stamped data format	TSD
Sereal_Fmt	927	Sereal data serialization format	SRL
Associated_Signature_Simple_Fmt	928	Associated Signature Container Simple format	ASICS
Associated_Signature_Extended_Fmt	929	Associated Signature Container Extended format	ASICE
iBooks_Fmt	930	Apple iBooks format	IBOOKS
PDF_Forms_Data_Fmt	931	PDF Forms Data Format	FDF
PDF_XML_Forms_Data_Fmt	932	PDF XML Forms Data Format	XFDF
AxCrypt_Fmt	933	AxCrypt encrypted document	AXX
Unix_Archive_Fmt	934	Unix Archive ar format	AR
Berkeley_Btree_Database_Fmt	935	Berkeley DB btree database format	DB
Berkeley_Hash_Database_Fmt	936	Berkeley DB hash database format	DB
Berkeley_Log_Database_Fmt	937	Berkeley DB log database format	
Berkeley_Queue_Database_Fmt	938	Berkeley DB queue database format	
BitTorrent_Fmt	939	BitTorrent file format	TORRENT
Chrome_Extension_Fmt	940	Google Chrome Extension format	CRX

Format Name	Number	Format Description	File Extension
Dalvik_Executable_Fmt	941	Dalvik Executable dex format	DEX
Foxmail_Fmt	942	Foxmail email format	BOX
GRIB_Fmt	943	General Regularly-distributed Information in Binary form GRIB format	GRB, GRIB2
Zstandard_Fmt	944	Zstandard compression format	ZSTD
LZ4_Fmt	945	LZ4 compressed file	LZ4
MS_Money_Fmt	946	Microsoft Money format	MNY
NetCDF_Fmt	947	Network Common Data Form NetCDF format	NC
SAS6_Data_Fmt	948	SAS 6 Data storage format	SD2
SAS_Transport_Fmt	949	SAS Transport File XPORT format	XPT, XPORT
Snappy_Framed_Fmt	950	Snappy Framed compression format	SZ
Stata_Data_Fmt	951	Stata Data Format	DTA
SPSS_SAV_Fmt	952	SPSS Statistics Data File Format	SAV
Zoo_Archive_Fmt	953	Zoo Compressed Archive Format	ZOO
CDX_Fmt	954	ChemDraw CDX format	CDX
CDXML_Fmt	955	ChemDraw CDXML format	CDXML
BPG_Fmt	956	Better Portable Graphics BPG format	BPG
Apple_Icon_Fmt	957	Apple Icon image format	ICNS
NITF_Fmt	958	National Imagery Transmission Format NITF image	NTF, NITF

Format Name	Number	Format Description	File Extension
ERDAS_Imagine_Fmt	959	ERDAS Imagine image format	HFA
MS_Office_Temporary_Owner_Fmt	960	Microsoft Office temporary owner file	
EAC3_Audio_Fmt	961	Enhanced-AC3 (EAC3) Audio File format	AC3
COFF_Relocatable_Fmt	962	Common Object File Format (COFF) relocatable object	O
COFF_Executable_Fmt	963	Common Object File Format (COFF) executable	
COFF_Dynamic_Lib_Fmt	964	Common Object File Format (COFF) dynamic library	
ELF_Core_Fmt	965	ELF Core file	
Purify_Fmt	966	Rational Purify data file	PFY
Kryptel_Fmt	967	Kryptel encrypted file	EDC
Windows_Core_Dump_Fmt	968	Windows heap or mini core dump file	DMP
Qt_Prerendered_Font_Fmt	969	Qt Prerendered Font format	QPF2
AIX_Relocatable_Fmt	970	AIX/RISC COFF relocatable object	
AIX_Executable_Fmt	971	AIX/RISC COFF executable	
AIX_Dynamic_Lib_Fmt	972	AIX/RISC COFF dynamic library	A
HPUX_Relocatable_Fmt	973	HPUX/PA-RISC COFF relocatable object	
HPUX_Executable_Fmt	974	HPUX/PA-RISC COFF executable	
HPUX_Dynamic_Lib_Fmt	975	HPUX/PA-RISC COFF dynamic library	SL
XML_EBCDIC_Fmt	976	EBCDIC-encoded XML file	XML
MPEG_JVT_H264_Fmt	977	MPEG JVT-NAL sequence H264 video	264

Format Name	Number	Format Description	File Extension
Material_Exchange_Fmt	978	Material Exchange Format audio-video container format	MXF
MS_Agent_Character_Fmt	979	Microsoft Agent Character file	ACS
Quicken_Fmt	980	Quicken data file	QDF
MS_Outlook_Address_Fmt	981	Microsoft Outlook address file	WAB
MS_Answer_Wizard_Fmt	982	Microsoft Answer Wizard file	
ADX_Fmt	983	ADX audio file	ADX
System_Deployment_Image_Fmt	984	Microsoft System Deployment Image SDI format	SDI
Free_Lossless_Image_Fmt	985	Free Lossless Image Format (FLIF)	FLIF
DPX_Fmt	986	Digital Picture Exchange (DPX) image format	DPX
Avro_Fmt	987	Apache Avro binary format	AVRO
InstallShield_Archive_Fmt	988	InstallShield archive (early versions) format	EX_
Mac_Executable_Fmt	989	Mac OS-X (Mach-O) executable format	
GDSII_Fmt	990	GDSII data format	GDS
ActiveMime_Fmt	991	Microsoft ActiveMime (mso) documents	MSO
SmartCharts_Fmt	992	BizInt SmartCharts data format	CHP, CHRR
Webex_ARF_Fmt	993	Webex advanced network ARF recordings	ARF
Webex_WRF_Fmt	994	Webex local WRF recordings	WRF
PGP_NetShare_Fmt	995	Symantec PGP NetShare encrypted file	
Ability_WP_OLE_Fmt	996	Ability Write later versions format	AWW

Format Name	Number	Format Description	File Extension
Ability_SS_OLE_Fmt	997	Ability Spreadsheet later versions format	AWS
InDesign_IDML_Fmt	998	Adobe InDesign IDML format	IDML
Executable_JAR_Fmt	999	Executable Java Archive (jar) file	JAR
IDOL_IDX_Fmt	1000	IDOL Server IDX file	IDX
Android_Package_Kit_Fmt	1001	Android Package Kit (APK) format	APK
Android_Binary_XML_Fmt	1002	Android Binary XML (compressed by aapt) format	XML
Java_WAR_Fmt	1003	Java WAR file format	WAR
Java_EAR_Fmt	1004	Java EAR file format	EAR
Atom_Syndication_Fmt	1005	Atom Syndication Format	ATOM
RSS_Fmt	1006	RSS syndication XML format	RSS
SMIL_Fmt	1007	Synchronized Multimedia Integration Language (SMIL) XML format	SMIL
XSLT_Fmt	1008	Extensible Stylesheet Language Transformations (XSLT) format	XSL, XSLT
XML_Shareable_Playlist_Fmt	1009	XML Shareable Playlist Format (XSPF)	XSPF
FictionBook_Fmt	1010	FictionBook e-book XML format	FB2
Adobe_Premiere_Project_Fmt	1011	Adobe Premiere project format	PPJ
RDF_XML_Fmt	1012	RDF/XML format	RDF
Really_Simple_Discovery_Fmt	1013	Really Simple Discovery (RSD) XML format	RSD
SBML_Fmt	1014	Systems Biology Markul Language (SBML) XML format	SBML

Format Name	Number	Format Description	File Extension
SRU_Fmt	1015	Search/Retrieve via URL (SRU) XML format	SRU
SSML_Fmt	1016	Speech Synthesis Markup Language (SSML) XML format	SSML
PLS_Fmt	1017	Pronunciation Lexicon Specification (PLS) XML format	PLS
TEI_Fmt	1018	Text Encoding Initiative (TEI) XML format	TEI
METS_Fmt	1019	Metadata Encoding and Transmission Standard (METS) XML format	METS
MODS_Fmt	1020	Metadata Object Description Schema (MODS) XML format	MODS
Metalink_Fmt	1021	Metalink XML format	METALINK
Open_eBook_Fmt	1022	Open eBook (OEBPS) XML format	OPF
SRGS_Fmt	1023	Speech Recognition Grammar Specification (SRGS) XML format	SRGS
SPARQL_Results_Fmt	1024	SPARQL Query Results XML format	SRX
Adobe_XML_Data_Package_Fmt	1025	Adobe XML Data Package format	XDP
ESzigno_Fmt	1026	e-Szigno signed xml document	ES3
Mozilla_XUL_Fmt	1027	Mozilla XML User Interface Language (XUL) XML format	XUL
SyncML_Fmt	1028	Synchronization Markup Language (SyncML) XML format	XML
VoiceXML_Fmt	1029	VoiceXML (VXML) XML format	VXML
TI_Target_Configuration_Fmt	1030	Texas Instruments CCXML target configuration XML format	CCXML

Format Name	Number	Format Description	File Extension
LZFSE_Fmt	1031	Lempel-Ziv Finite State Entropy (LZFSE) compression format	LZFSE
Kindle_eBook_Fmt	1032	Amazon Kindle or Mobipocket eBook format	AZW, PRC
Oasis_Stream_Fmt	1033	Open Artwork System Interchange Standard (OASIS) format	OAS
Amazon_KFX_Fmt	1034	Amazon KFX eBook format	KFX
KTX_Fmt	1035	KTX image format	KTX
GMSH_Mesh_Fmt	1036	GMSH Mesh polygon format	MSH
Collada_DAE_Fmt	1037	Collada Digital Asset Exchange (DAE) format	DAE
YIN_Fmt	1038	YIN XML format	YIN
MPEG_Playlist_Fmt	1039	MPEG audio playlist format	M3U
Windows_Audio_Playlist_Fmt	1040	Windows Audio playlist format	WAX
DTS_Audio_Fmt	1041	DTS Coherent Acoustics audio format	DTS
Chemical_Markup_Language_Fmt	1042	Chemical Markup Language (CML) XML format	CML
CrystalMaker_Fmt	1043	CrystalMaker chemical format	CMDF
VTK_XML_Fmt	1044	Visualization Toolkit VTK XML format	VTU
IPFIX_Fmt	1045	IP Flow Information Export (IPFIX) format	IPFIX
Portable_Font_Resource_Fmt	1046	Portable Font Resource font format	PFR
MARC_Fmt	1047	Machine-Readable Cataloging (MARC21) format	MARC
MARC_XML_Fmt	1048	Machine-Readable Cataloging (MARC) XML format	XML

Format Name	Number	Format Description	File Extension
XAR_Fmt	1049	Extensible Archive (XAR) format	
Symbian_Installer_Fmt	1050	Symbian installer format	SIS
SO_Drawing_XML_Fmt	1051	OpenDocument format (OpenOffice 1/StarOffice 6.7) Drawing XML	SXD
SO_Text_Global_XML_Fmt	1052	OpenDocument format (OpenOffice 1/StarOffice 6.7) Writer Master document XML	SXG
ODF_Chart_Fmt	1053	ODF Chart	ODC
ODF_Database_Fmt	1054	ODF Database	ODB
ODF_Image_Fmt	1055	ODF Image	ODI
ODF_Text_Master_Fmt	1056	ODF Text Master	ODM
ODF_Text_Web_Fmt	1057	ODF Text Web	OTH
ODF_Chart_Template_Fmt	1058	ODF Chart Template	OTC
ODF_Formula_Template_Fmt	1059	ODF Formula Template	OTF
ODF_Drawing_Template_Fmt	1060	ODF Drawing/Graphics Template	OTG
ODF_Image_Template_Fmt	1061	ODF Image Template	OTI
ODF_Presentation_Template_Fmt	1062	ODF Presentation Template	OTP
ODF_Spreadsheet_Template_Fmt	1063	ODF Spreadsheet Template	OTS
ODF_Text_Template_Fmt	1064	ODF Text Template	OTT
ODF_Chart_XML_Fmt	1065	ODF Chart flat XML format	FODC
ODF_Drawing_XML_Fmt	1066	ODF Drawing/Graphics flat XML format	FODG

Format Name	Number	Format Description	File Extension
ODF_Formula_XML_Fmt	1067	ODF Formula flat XML format	FODF
ODF_Image_XML_Fmt	1068	ODF Image flat XML format	FODI
ODF_Presentation_XML_Fmt	1069	ODF Presentation flat XML format	FODP
ODF_Spreadsheet_XML_Fmt	1070	ODF Spreadsheet flat XML format	FODS
ODF_Text_XML_Fmt	1071	ODF Text flat XML format	FODT
ODF_Extension_Fmt	1072	ODF Extension format	OXT
StarView_Metafile_Fmt	1073	OpenOffice StarView MetaFile format	SVM
BBeB_LRF_eBook_Fmt	1074	Broad Band eBook (BBeB) in LRF format	LRF
GPG_Trust_DB_Fmt	1075	GPG trust database format	GPG
VICE_Emulator_Fmt	1076	VICE (Versatile Commodore Emulator) format	VSF
Portable_Game_Notation_Fmt	1077	Portable Game Notation chess format	PGN
Doom_WAD_Fmt	1078	Doom IWAD/PWAD format	WAD
Device_Tree_Blob_Fmt	1079	Linux Device Tree Blob format	DTB
BDF_Font_Fmt	1080	Glyph Bitmap Distribution Format	BDF
PC_Screen_Font_Fmt	1081	PC Screen Font format	PSF
JNLP_Fmt	1082	Java Network Launching Protocol	JNLP
XAML_Browser_Application_Fmt	1083	XAML Browser Application (XBAP) format	XBAP
MS_Binder_Fmt	1084	Microsoft Office Binder format	OBP
XAP_Fmt	1085	Microsoft Silverlight application (XAP) format	XAP

Format Name	Number	Format Description	File Extension
Stuftlt_X_Fmt	1086	Stuftlt X (SITX) archive format	SITX
FIG_Fmt	1087	Facility for Interactive Generation of figures (FIG) image format	FIG
XPIInstall_Fmt	1088	XPIInstall Cross-Platform Installer Module (XPI) format	XPI
XDF_Fmt	1089	Extensible Data Format (XDF) XML format	XDF
MXML_Fmt	1090	MXML UI markup language XML format	MXML
MusicXML_Fmt	1091	MusicXML format	MXL
Finale_Fmt	1092	Finale audio format	MUS
Spotfire_DXP_Fmt	1093	TIBCO Spotfire DXP data format	DXP
MS_Office_Theme_2007_Fmt	1094	Microsoft Office theme format	THMX
Adobe_AIR_Installer_Fmt	1095	Adobe AIR application installer package	AIR
Flex_Project_Fmt	1096	Adobe Flash Flex project file format	FXP
FoxPro_Fmt	1097	FoxPro compiled source format	FXP
VST_Preset_Fmt	1098	Virtual Studio Technology (VST) preset format	FXP
Mischief_Image_Fmt	1099	Mischief vector graphics image format	ART
FreeArc_Fmt	1100	FreeArc archive format	ARC
Autodesk_3ds_Fmt	1101	Autodesk 3ds format	3DS
Monkeys_Audio_Fmt	1102	Monkey's Audio format	APE
CALS_Fmt	1103	CALS raster image format	CAL

Format Name	Number	Format Description	File Extension
Dr_Halo_PAL_Fmt	1104	Dr Halo raster image PAL file format	PAL
DPG_Fmt	1105	Nintendo DS DPG video format	DPG
JPEG_XR_Fmt	1106	JPEG XR (extended range) image format	JXR, HDP
TCR_eBook_Fmt	1107	TCR (Text Compression for Reader) eBook format	TCR

¹MHT, EML, and MBX files might return either format 2, 233, or 395, depending on the text in the file. In general, files that contain fields such as **To**, **From**, **Date**, or **Subject** are considered to be email messages; files that contain fields such as **content-type** and **mime-version** are considered to be MHT files; and files that do not contain any of those fields are considered to be text files.

²All CAT file extensions, for example CATDrawing, CATProduct, CATPart, and so on.

³This format is returned only if you enable source code identification. See [Source Code Identification, on page 78](#).

⁴This format is returned only if you enable extended source code identification. See [Source Code Identification, on page 78](#).

Appendix C: Character Sets

This section provides information on the handling of character sets in the KeyView suite of products, which includes KeyView Filter SDK, KeyView Export SDK, and KeyView Viewing SDK.

- [Multibyte and Bidirectional Support](#) 175
- [Coded Character Sets](#) 183

Multibyte and Bidirectional Support

The KeyView SDKs can process files that contain multibyte characters. A multibyte character encoding represents a single character with consecutive bytes. KeyView can also process text from files that contain bidirectional text. Bidirectional text contains both Latin-based text which is read from left to right, and text that is read from right to left (Hebrew and Arabic).

The following table indicates which character encodings are supported by KeyView for each format.

Multibyte and bidirectional support

Format	Single-byte	Multibyte	Bidirectional
Archive			
7-Zip (7Z)	n/a	n/a	n/a
AD1 Evidence file	n/a	n/a	n/a
ADJ	n/a	n/a	n/a
B1	n/a	n/a	n/a
BinHex (HGX)	n/a	n/a	n/a
Bzip2 (BZ2)	n/a	n/a	n/a
EnCase – Expert Witness Compression Format (E01)	n/a	n/a	n/a
GZIP (GZ)	n/a	n/a	n/a
ISO (ISO)	n/a	n/a	n/a
Java Archive (JAR)	n/a	n/a	n/a
Legato EMailXtender Archive (EMX)	n/a	n/a	n/a
MacBinary (BIN)	n/a	n/a	n/a
Mac Disk Copy Disk Image (DMG)	n/a	n/a	n/a
Microsoft Backup File (BKF)	n/a	n/a	n/a

Multibyte and bidirectional support, continued

Format	Single-byte	Multibyte	Bidirectional
Microsoft Cabinet format (CAB)	n/a	n/a	n/a
Microsoft Compiled HTML Help (CHM)	n/a	n/a	n/a
Microsoft Compressed Folder (LZH)	n/a	n/a	n/a
PKZip (ZIP)	n/a	n/a	n/a
Microsoft Outlook DBX (DBX)	Y	Y	Y
Microsoft Outlook Offline Storage File (OST)	Y	Y	Y
RAR Archive (RAR)	n/a	n/a	n/a
Tape Archive (TAR)	n/a	n/a	n/a
UNIX Compress (Z)	n/a	n/a	n/a
UUEncoding (UUE)	n/a	n/a	n/a
Windows Scrap File (SHS)	n/a	n/a	n/a
WinZip (ZIP)	n/a	n/a	n/a
Binary			
Executable (EXE)	n/a	n/a	n/a
Link Library (DLL)	n/a	n/a	n/a
Computer-aided Design			
AutoCAD Drawing (DWG)	Y	Y	Y
AutoCAD Drawing Exchange (DXF)	Y	Y	Y
CATIA formats (CAT)	Y	N	N
Microsoft Visio (VSD)	Y	Y	Y
Database			
dBase Database	Y	N	N
Microsoft Access (MDB)	Y	Y	N
Microsoft Project (MPP)	Y	Y	N
Desktop Publishing			
Microsoft Publisher	N	Y	N

Multibyte and bidirectional support, continued

Format	Single-byte	Multibyte	Bidirectional
Display			
Adobe Portable Document Format (PDF)	Y	Y ¹	Y
Graphics			
Computer Graphics Metafile (CGM)	Y	N	N
Corel DRAW (CDR)	n/a	n/a	n/a
DCX Fax System (DCX)	Y	N	N
DICOM – Digital Imaging and Communications in Medicine (DCM)	n/a	n/a	n/a
Encapsulated PostScript (EPS)	Y	N	N
Enhanced Metafile (EMF)	Y	Y	N
Graphic Interchange Format (GIF)	n/a	n/a	n/a
JBIG2	n/a	n/a	n/a
JPEG	n/a	n/a	n/a
JPEG 2000	n/a	n/a	n/a
Lotus AMIDraw Graphics (SDW)	n/a	n/a	n/a
Lotus Pic (PIC)	n/a	n/a	n/a
Macintosh Raster (PICT/PCT)	n/a	n/a	n/a
MacPaint (PNTG)	n/a	n/a	n/a
Microsoft Office Drawing (MSO)	n/a	n/a	n/a
Omni Graffle (GRAFFLE)	Y	N	N
PC PaintBrush (PCX)	n/a	n/a	n/a

¹Multibyte PDFs are supported, provided the PDF document is created by using either Character ID-keyed (CID) fonts, predefined CJK CMap files, or ToUnicode font encodings, and does not contain embedded fonts. See the Adobe website and the Adobe Acrobat documentation for more information. Any multibyte characters that are not supported are displayed using the replacement character. By default, the replacement character is a question mark (?).

To determine the type of font encodings that are used in a PDF, open the PDF in Adobe Acrobat, and select File > Document Info > Fonts. If the Encoding column lists Custom or Embedded encodings, you might encounter problems converting the PDF.

Multibyte and bidirectional support, continued

Format	Single-byte	Multibyte	Bidirectional
Portable Network Graphics (PNG)	n/a	n/a	n/a
SGI RGB Image (RGB)	n/a	n/a	n/a
Sun Raster Image (RS)	n/a	n/a	n/a
Tagged Image File (TIFF)	Y	N	N
Truevision Targa (TGA)	n/a	n/a	n/a
Windows Animated Cursor (ANI)	n/a	n/a	n/a
Windows Bitmap (BMP)	n/a	n/a	n/a
Windows Icon Cursor (ICO)	n/a	n/a	n/a
Windows Metafile (WMF)	Y	Y	N
WordPerfect Graphics 1 (WPG)	Y	N	N
WordPerfect Graphics 2 (WPG)	Y	N	N
Mail			
Documentum EMCMP Format	Y	Y	Y
Domino XML Language (DXL)	Y	Y	N
GroupWise FileSurf	Y	N	N
Legato Extender (ONM)	Y	Y	N
Lotus Notes database (NSF)	Y	Y	Y
Mailbox (MBX)	Y	Y	Y
Microsoft Entourage Database	Y	Y	Y
Microsoft Outlook (MSG)	Y	Y	Y
Microsoft Outlook Express (EML)	Y	Y	Y
Microsoft Outlook iCalendar	Y	Y	Y
Microsoft Outlook for Macintosh	Y	Y	Y
Microsoft Outlook Offline Storage File	Y	Y	Y
Microsoft Outlook Personal File Folders (PST)	Y	Y	Y
Microsoft Outlook vCard Contact			
Text Mail (MIME)	Y	Y	Y

Multibyte and bidirectional support, continued

Format	Single-byte	Multibyte	Bidirectional
Transport Neutral Encapsulation Format	Y	Y	Y
Multimedia			
Advanced Systems Format (ASF)	n/a	n/a	n/a
Audio Interchange File Format (AIFF)	n/a	n/a	n/a
Microsoft Wave Sound (WAV)	n/a	n/a	n/a
MIDI (MID)	n/a	n/a	n/a
MPEG 1 Audio Layer 3 (MP3)	n/a	n/a	n/a
MPEG 1 Video (MPG)	n/a	n/a	n/a
MPEG 2 Audio (MPEGA)	n/a	n/a	n/a
MPEG 4 Audio (MP4)	n/a	n/a	n/a
NeXT/Sun Audio (AU)	n/a	n/a	n/a
QuickTime Movie (QT/MOV)	n/a	n/a	n/a
Windows Video (AVI)	n/a	n/a	n/a
Presentations			
Apple iWork Keynote (GZ)	Y	Y	N
Applix Presents (AG)	character set 1252 only	N	N
Corel Presentations (SHW)	character set 1252 only	N	N
Extensible Forms Description Language (XFD)	Y	Y	N
Lotus Freelance Graphics 2 (PRE)	character set 850 only	N	N
Lotus Freelance Graphics (PRZ)	Y	Japanese, Simple Chinese, Traditional Chinese, Thai only	N
Macromedia Flash (SWF)	Y	Y	N
Microsoft OneNote	Y	Y	N
Microsoft PowerPoint PC (PPT)	character set 1252 only	Traditional Chinese only	N

Multibyte and bidirectional support, continued

Format	Single-byte	Multibyte	Bidirectional
Microsoft PowerPoint Windows (PPT)	Y	Japanese, Simple Chinese, Traditional Chinese, Korean only	Hebrew only
Microsoft PowerPoint Macintosh (PPT)	Y	N	N
Microsoft PowerPoint Windows XML 2007 and 2010 (PPTX)	Y	Y	Y
OASIS Open Document (ODP)	Y	Y	N
OpenOffice Impress (ODP)	Y	Y	N
StarOffice Impress (ODP)	Y	Y	N
Spreadsheets			
Apple iWork Numbers (GZ)	Y	Y	N
Applix Spreadsheets (AS)	character set 1252 only	N	N
Comma Separated Values (CSV)	character set 1252 only	N	N
Corel Quattro Pro (QPW/WB3)	Y	N	N
Data Interchange Format (DIF)	Y	Y	Y ¹
Lotus 1-2-3 (123)	Y	Y	Y
Lotus 1-2-3 (WK4)	Y	Y	N
Lotus 123 Charts (123)	Y	Y	N
Microsoft Excel Charts (XLS)	Y	Y	N
Microsoft Excel Macintosh (XLS)	Y	N	N
Microsoft Excel Windows (XLS)	Y	Y	Y ²
Microsoft Excel Windows XML 2007 (XLSX)	Y	Y	N
Microsoft Office Excel Binary Format (XLSB)	Y	Y	N
Microsoft Works Spreadsheet (S30/S40)	Y	N	N
OASIS Open Document (ODS)	Y	Y	N

Multibyte and bidirectional support, continued

Format	Single-byte	Multibyte	Bidirectional
OpenOffice Calc (ODS)	Y	Y	N
StarOffice Calc (ODS)	Y	Y	N
Text and Markup			
ANSI (TXT)	Y	Y	Y ²
ASCII (TXT)	Y	Y	Y ²
HTML (HTM)	Y	Y	Y ^{2, 2}
Microsoft Excel Windows XML 2003	Y	Y	Y
Microsoft Word for Windows XML 2003	Y	Y	Y
Microsoft Visio XML 2003	Y	Y	Y
Rich Text Format (RTF)	Y	Y	Y ³
Unicode HTML	Y	Y	Y ^{2, 3}
Unicode Text (TXT)	Y	Y	Y ²
XHTML	Y	Y	Y ³
XML	Y	Y	Y
Word Processing			
Adobe Maker Interchange Format (MIF)	character set 1252 only	N	N
Apple iChat Log (ICHAT)	Y	Y	N
Apple iWork Pages (GZ)	Y	Y	N
Applix Words (AW)	character set 1252 only	N	N
DisplayWrite (IP)	character set 500, 1026 only	N	N
Folio Flat File (FFF)	character set 1252 only	N	N
Founder Chinese E-paper Basic (CEB)	Y	Y	N
Fujitsu Oasys (OA2)	Y	Y	N

Multibyte and bidirectional support, continued

Format	Single-byte	Multibyte	Bidirectional
Hangul (HWP)	Y	Y	N
Health level7 (HL7)	Y	Y	Y
IBM DCA/RTF (DC)	character sets 500, 1026 only	N	N
JustSystems Ichitaro (JTD)	Y	Y	N
Lotus AMI Pro (SAM)	Y	Simple Chinese, Traditional Chinese, Japanese, Thai only	Y
Lotus AMI Professional Write Plus (AMI)	Y	Simple Chinese, Traditional Chinese, Japanese, Thai only	N
Lotus Word Pro (LWP)	Y	Y	Y ³
Lotus SmartMaster (MWP)	Y	Y	N
Microsoft Word PC (DOC)	character set 1252 only	N	N
Microsoft Word Windows V1-2 (DOC)	Y	N	N
Microsoft Word Windows V6, 7, 8, 95 (DOC)	Y	Y	Hebrew only ³
Microsoft Word Windows V97 through 2003 (DOC)	Y	Y	Y ³
Microsoft Word Windows XML 2007 and 2010 (DOCX)	Y	Y	Y ³
Microsoft Word Macintosh (DOC)	Y	N	Y ³
Microsoft Works (WPS)	Y	Japanese only	N
Microsoft Write (WRI)	Y	Japanese only	N
OASIS Open Document (ODT)	Y	Y	N
Omni Outliner (OO3)	Y	Y	N
OpenOffice Writer (ODT)	Y	Y	N
Open Publication Structure eBook (EPUB)	Y	Y	Y
StarOffice Writer (ODT)	Y	Y	N
Skype Log (DBB)	Y	Y (null-terminated charsets)	N

Multibyte and bidirectional support, continued

Format	Single-byte	Multibyte	Bidirectional
WordPad (RTF)	Y	Y	Y
WordPerfect Linux (WPS)	Y	N	N
WordPerfect Macintosh (WPS)	Y	N	N
WordPerfect Windows (WO)	Y	N	N
XML Paper Specification (XPS)	Y	Y	N
XYWrite Windows (XY4)	character set 1252 only	N	N
Yahoo! Instant Messenger (DAT)	Y	Y (null-terminated charsets)	N

¹The text direction in the output file might not be correct.

²In Export SDK, a bidirectional right-to-left (RTL) tag is extracted from this format and included in the direction element (`<dir=RTL>`) of the output.

Coded Character Sets

This section lists which character set you can use to specify the target character set. The coded character sets are enumerated in `kvtypes.h` and defined in the Filter class.

Code Character Sets

Coded Character Set	Description	Can be set as target charset?
KVCS_UNKNOWN	Unknown character set	N
KVCS_SJIS	Japanese (uses multibyte encoding), cp932	Y
KVCS_GB	Simplified Chinese (China, Singapore, Malaysia) cp936	Y
KVCS_BIG5	Traditional Chinese (Taiwan, Hong Kong, Macaw) cp950	Y
KVCS_KSC	Korean, cp949	Y
KVCS_1250	Windows Latin 2 (Central Europe)	Y
KVCS_1251	Windows Cyrillic (Slavic)	Y

Code Character Sets, continued

Coded Character Set	Description	Can be set as target charset?
KVCS_1252	Windows Latin 1 (ANSI)	Y
KVCS_1253	Windows Greek	Y
KVCS_1254	Windows Latin 5 (Turkish)	Y
KVCS_1255	Windows Hebrew	Y
KVCS_1256	Windows Arabic	Y
KVCS_1257	Windows Baltic Rim	Y
KVCS_1258	Windows Vietnamese	Y
KVCS_8859_1	ISO 8859-1 Latin 1 (Western Europe, Latin America)	Y
KVCS_8859_2	ISO 8859-2 Latin 2 (Central Eastern Europe)	Y
KVCS_8859_3	ISO 8859-3 Latin 3 (S.E. Europe)	Y
KVCS_8859_4	ISO 8859-4 Latin 4 (Scandinavia/Baltic)	Y
KVCS_8859_5	ISO 8859-5 Latin/Cyrillic	Y
KVCS_8859_6	ISO 8859-6 Latin/Arabic	Y
KVCS_8859_7	ISO 8859-7 Latin/Greek	Y
KVCS_8859_8	ISO 8859-8 Latin/Hebrew	Y
KVCS_8859_9	ISO 8859-9 Latin/Turkish	Y
KVCS_8859_14	ISO 8859-14	Y
KVCS_8859_15	ISO 8859-15	Y
KVCS_437	DOS Latin US	Y
KVCS_737	DOS Greek	Y
KVCS_775	DOS Baltic Rim	Y
KVCS_850	DOS Latin 1	Y
KVCS_851	DOS Greek	Y
KVCS_852	DOS Latin 2	Y
KVCS_855	DOS Cyrillic	Y

Code Character Sets, continued

Coded Character Set	Description	Can be set as target charset?
KVCS_857	DOS Turkish	Y
KVCS_860	DOS Portuguese	Y
KVCS_861	DOS Icelandic	Y
KVCS_862	DOS Hebrew	Y
KVCS_863	DOS Canadian French	Y
KVCS_864	DOS Arabic	Y
KVCS_865	DOS Nordic	Y
KVCS_866	DOS Cyrillic Russian	Y
KVCS_869	DOS Greek 2	Y
KVCS_874	Thai	Y
KVCS_PDFMACDOC	PDF MAC DOC	N
KVCS_PDFWINDOC	PDF WIN DOC	N
KVCS_STDENC	Adobe Standard Encoding	N
KVCS_PDFDOC	Adobe standard PDF character set	N
KVCS_037	EBCDIC code page 037	Y
KVCS_1026	EBCDIC code page 1026	Y
KVCS_500	EBCDIC code page 500	Y
KVCS_875	EBCDIC code page 875	Y
KVCS_LMBCS	Lotus multibyte character set Group 1 and Group 2	N
KVCS_UNICODE	Unicode, UCS-2	Y
KVCS_UTF16	16-bit Unicode transformation format	Y
KVCS_UTF8	8-bit Unicode transformation format	Y
KVCS_UTF7	7-bit Unicode transformation format	Y
KVCS_2022_JP	ISO 2022-JP, Japanese mail and news safe encoding (JIS-7)	N

Code Character Sets, continued

Coded Character Set	Description	Can be set as target charset?
KVCS_2022_CN	ISO 2022-CN, Chinese mail and news safe encoding	N
KVCS_2022_KR	ISO 2022-KR, Korean mail and news safe encoding	N
KVCS_WP6X	Word Perfect 6.x and higher character mapping	N
KVCS_10000	Western European (Macintosh)	Y
KVCS_KSC5601	Unified Hangul	Y
KVCS_GB2312	Simplified Chinese (China, Singapore, Hong Kong)	Y
KVCS_GB12345	Traditional Chinese (China) - analogue of GB2312	Y
KVCS_CNS11643	Traditional Chinese - Taiwan. Supplement to Big5	Y
KVCS_JIS0201	Japanese - contains ASCII character set (JIS-Roman)	N
KVCS_JIS0212	Japanese. Supplement to JIS0208.	Y
KVCS_EUC_JP	Japanese Extended UNIX Code	Y
KVCS_EUC_GB	Simplified Chinese Extended UNIX Code	Y
KVCS_EUC_BIG5	Traditional Chinese Extended UNIX Code	N
KVCS_EUC_KSC	Korean Extended UNIX Code	N
KVCS_424	EBCDIC Hebrew	N
KVCS_856	PC Hebrew (old)	N
KVCS_1006	IBM AIX Pakistan (Urdu)	N
KVCS_KOI8R	Cyrillic (Russian)	Y
KVCS_PDF_JAPAN1	Adobe-Japan1-2 character collection	N
KVCS_PDF_KOREA1	Adobe-Korea1-0 character collection	N
KVCS_PDF_GB1	Adobe-GB1-3 character collection	N
KVCS_PDF_	Adobe-CNS1-2 character collection	N

Code Character Sets, continued

Coded Character Set	Description	Can be set as target charset?
CNS1		
KVCS_2022_JP_8	ISO 2022-JP, Japanese mail and news safe encoding (JIS8)	N
KVCS_720	Arabic DOS-720	Y
KVCS_VISCII	Vietnamese VISCII	Y
KVCS_8859_10	ISO 8859-10 (Latin 6 Nordic)	Y ¹
KVCS_8859_13	ISO 8859-13 (Latin 7 Baltic)	Y 1
KVCS_57002	ISCII Devanagari (x-iscii-de)	Y 1
KVCS_57003	ISCII Bengali (x-iscii-be)	Y 1
KVCS_57004	ISCII Tamil (x-iscii-ta)	Y1
KVCS_57005	ISCII Telugu (x-iscii-te)	Y1
KVCS_57006	ISCII Assamese (x-iscii-as)	Y1
KVCS_57007	ISCII Oriya (x-iscii-or)	Y1
KVCS_57008	ISCII Kannada (x-iscii-ka)	Y1
KVCS_57009	ISCII Malayalam (x-iscii-ma)	Y1
KVCS_57010	ISCII Gujarathi (x-iscii-gu)	Y1
KVCS_57011	ISCII Panjabi (x-iscii-pa)	Y 1
KVCS_GB18030b2	Reserved for internal use	n/a
KVCS_GB18030	GB18030 (Chinese 4-byte character set)	Y
KVCS_8859_11	ISO 8859-11 (Thai)	Y
KVCS_8859_16	ISO 8859-16 (Latin-10 South-Eastern Europe)	Y
KVCS_ARABICMAC	Arabic Mac (x-mac-arabic)	Y
KVCS_KOI8U	Cyrillic (KOI8U Ukrainian)	Y
KVCS_HZGB2312	The 7-bit representation of GB 2312 / RFC 1842	n/a

¹The character set cannot be forced as output in Export SDK and Viewing SDK because the character

set is not supported by the major browsers.

Appendix D: Extract and Format Lotus Notes Subfiles

This section describes how to create XML templates to alter the appearance of extracted Lotus mail note subfiles so that they maintain the look and feel of the original notes.

• Overview	189
• Customize XML Templates	189
• Template Elements and Attributes	191
• Date and Time Formats	196

Overview

KeyView uses the NSF reader, `nsfsr`, to extract Lotus database files, and places Lotus mail notes in subfiles. The NSF reader uses a set of default XML templates to extract the notes and apply formatting, thereby approximating the look and feel of the original notes.

In some cases, you might need to customize the XML templates, for instance if your notes contain custom data. In such cases, you can modify the existing XML templates or create your own.

During extraction, the NSF reader loads all XML files in the `NSFtemplates` directory and its subdirectories (except for the `NSFtemplates\images` directory, which is reserved for images). During initialization, the KeyView XML parser verifies the XML templates. If the templates contain any invalid XML, elements, or attributes, initialization fails and errors are recorded in the `nsfsr.log` file.

Customize XML Templates

XML templates are enabled by default. In most cases, the default templates should be sufficient; however, you can customize them or create your own as required.

To customize XML templates for Lotus note extraction

1. Modify the template files in the following directory.

`install\OS\bin\NSFtemplates`

The `main.xml` file must exist in the `NSFtemplates` directory. It is the top-level template file that extracts all subfiles, usually by calling other templates.

2. Make sure that any modifications or additional XML files conform to the supported elements and attributes described in [Template Elements and Attributes, on page 191](#).
3. Extract the Lotus database file.

Use Demo Templates

For testing purposes, you can extract notes by using a set of demo templates, which are provided to demonstrate the proper usage of all the XML elements and attributes, because the default templates do not use all the XML elements.

The demo templates are available at:

install\OS\bin\NSFtemplates

To use the demo XML templates

1. In the `formats.ini` file, set the following parameter.

```
[nsfsr]
UseDemoTemplate=1
```

2. In the `main.xml` file, uncomment the following section.

```
<ifini name="UseDemoTemplate" text="1">
  <call file="demo.xml"/>
  <quit/>
</ifini>
```

Use Old Templates

For testing purposes, you can extract notes by using legacy templates, which produce MHTML output. You can generate similar output by disabling the XML templates, but using the old templates enables you to see the XML code and compare it to the standard and demo templates.

To use the old XML templates

1. In the `formats.ini` file, set the following parameter.

```
[nsfsr]
UseOldTemplate=1
```

2. In the `main.xml` file, uncomment the following section.

```
<ifini name="UseOldTemplate" text="1">
  <call file="default_old.xml">
  <quit>
</ifini>
```

Disable XML Templates

For testing purposes, you can disable XML templates; KeyView extracts the notes in MHTML format. You can compare the MHTML output directly by the NSF reader with the MHTML output indirectly by the NSF reader through the XML templates.

To disable XML templates

1. In the `formats.ini` file, set the following parameter.

```
[nsfsr]
ExtractByTemplate=0
```

Template Elements and Attributes

This section lists the valid XML elements and attributes that you can use when creating or modifying templates. See the demo templates for examples.

Conditional Elements

The following table lists the valid conditional elements.

Conditional elements

Element	Description
<keyview>	The KeyView XML template container ("root") element
<if*>	<p>If the condition from the comparison is true, process the XML. Conditions can be nested up to 25 levels deep.</p> <p>Attributes</p> <ul style="list-style-type: none"> • <code>name</code>. (Required) The name of the main item to compare to <code>item</code> or <code>text</code>. • <code>item</code>. (Required if no <code>text</code>) The name of the item to compare to the item specified by <code>name</code>. • <code>text</code>. (Required if no <code>item</code>) The text to compare to the item specified by <code>name</code>.
<ifex>, <ifnx>	<p>If <code>name</code> item exists and has a <code>text</code> value or not.</p> <p>The Notes item might have a value that cannot be converted to text, such as an image.</p>
<ifeq>, <ifne>, <iflt>, <ifle>, <ifgt>, <ifge>	<p>Respectively, if <code>text</code> ==, !=, <, >, <=, >, >=.</p> <p>Text comparison uses a case-insensitive string compare.</p>
<iftdeq>, <iftdne>, <iftdlt>, <iftdle>, <iftdgt>, <iftdge>	<p>Respectively, if time/date ==, !=, <, >, <=, >, >=.</p> <p>Time/date comparison converts dates to text in local time using the Notes default, <code>TZFMT_NEVER</code>, because Notes also sometimes converts fields to text internally. For example:</p> <p><code>text="06/30/2005 02:52:04 PM"</code></p>

Conditional elements, continued

Element	Description
<iftzeq>, <iftzne>	Respectively, if the time zone equals or does not equal the comparison text, for example CDT, EST, and so on.
<ifini>	If the value of the INI option specified in name equals the text value.
<else>	If the condition from the last <if> or <switch> was false, process XML.
<switch>	<p>If a name value exists, process XML.</p> <p>Attributes</p> <ul style="list-style-type: none"> name. (Required) The name of the main item to compare in <case> subelements.
<case>	<p>If the comparison condition is true, process XML, then stop processing the rest of <switch>.</p> <p>Attributes</p> <ul style="list-style-type: none"> text. (Required) The text to compare to the name item of <switch>.
<default>	If all <case> conditions were false, process XML. This element must be the last element in <switch>, after all the <case> elements. Any <case> elements after the <default> element are ignored.
<for>	<p>If a name value exists, process XML. Process for each part of the name item.</p> <p>Attributes</p> <ul style="list-style-type: none"> name. (Required) The name of the main item. max. (Optional) The maximum index to process. By default, all are processed.
<index>	Output <for> loop index (1-based). <index> is only valid within a <for> element.

Control Elements

The following table lists the valid control elements.

Control Elements

Element	Description
<call>	<p>Call another XML template. You can nest templates up to 10 levels deep.</p> <p>Attributes</p>

Control Elements, continued

Element	Description
	<ul style="list-style-type: none"> file. (Required) The template file name. This name must be unique.
<log>	<p>Log message to the NSF log file.</p> <p>Attributes</p> <ul style="list-style-type: none"> text. (Required) The text to log. type. (Optional) The type of log message. The following values are valid: <ul style="list-style-type: none"> ERROR WARN INFO DIAG (the default option) DEBUG DUMP
<quit>	<p>Stop processing the template. Exits without error.</p> <p>Attributes</p> <ul style="list-style-type: none"> text. (Optional) The text to log. type. (Optional) The type of log message. See <log>, above.
<stop>	<p>Stop processing the template. Exits with an ERROR log message.</p> <p>Attributes</p> <ul style="list-style-type: none"> text. (Required) The text to log.

Data Elements

The following table lists the valid data elements.

Data elements

Element	Description
<text>	<p>Output text.</p> <p>Attributes</p> <ul style="list-style-type: none"> name. (Required if there is no parent) The name of the item to output.
<rich>	<p>Output rich text (MHTML). Images are output in the next part or parts of the MHTML, after the first <HTML> part.</p>

Data elements, continued

Element	Description
	Attributes <ul style="list-style-type: none"> name. (Required if there is no parent) The name of the item to output.
<body>	Output the message body in rich text (MHTML). As with <rich> , on the previous page, images are output in the next part or parts of the MHTML.
<form>	Output the message form (usually \$Body field) in rich text (MHTML). Attributes <ul style="list-style-type: none"> name. (Required if there is no parent) The name of the item to output.
<addr>	Output an address. Attributes <ul style="list-style-type: none"> name. (Required if there is no parent) The name of the item to output. type. (Optional) The type of address to output. Set this attribute to CN (Common Name), which is the only supported type.
<name>	Output the name of the last name item, or in other words the current main item. The item must exist.
<format>	Set the default format for <date> and <date_kv>. This element does not set the <text> format. See Date and Time Formats, on page 196 for a list of all Notes and KeyView date and time formats and integer values. Attributes <ul style="list-style-type: none"> format. (Optional. Omit to reset to defaults) The Notes and KeyView date and time format. You can set the following formats: <ul style="list-style-type: none"> TD=int. The Time Date format (TDFMT_*) TS=int. The Time Show format (TSFMT_*) TT=int. The Time Time format (TTFMT_*) TZ=int. The Time Zone format (TZFMT_*) KV=int. The KeyView date and time format <p>where int is an integer value that corresponds to the desired format.</p> <p>Separate multiple formats with commas. For example:</p> <pre>format="TD=0,TS=2,TT=1,TZ=1,KV=55"</pre>
<date>	Output a Notes date. Attributes <ul style="list-style-type: none"> name. (Required if there is no parent) The name of the item to output.

Data elements, continued

Element	Description
	<ul style="list-style-type: none"> format. (Optional) See <format>, on the previous page. You can set the following values: <ul style="list-style-type: none"> TD TS TT TZ
<date_kv>	<p>Output a KeyView date.</p> <p>Attributes</p> <ul style="list-style-type: none"> name. (Required if there is no parent) The name of the item to output. format. (Optional) See <format>, on the previous page. You can set the following values: <ul style="list-style-type: none"> TZ KV
<time>	<p>Output a time range, for example 1 hour, 30 minutes.</p> <p>Attributes</p> <ul style="list-style-type: none"> name. (Required if there is no parent) The item name of the start date or time. item. (Required) The item name of the end date or time.
<zone>	<p>Output a Notes time zone mnemonic, for example MST.</p> <p>Attributes</p> <ul style="list-style-type: none"> name. (Required if there is no parent) The name of date item to output.
<zone_utc>	<p>Output a time zone as UTC, for example (UTC-06:00).</p>
<logo>	<p>Output the mail header logo.</p> <p>The image link is included in the output; the actual image is output to a different part of the MHTML subfile.</p>
<image>	<p>Output an image.</p> <p>The image link is included in the output; the actual image is output to the MHTML next part, as with <rich>, on page 193 and <body>, on the previous page.</p>
<image_uri>	<p>Output an image URI, in quotation marks. The actual image is output to a different part of the MHTML subfile.</p> <p>Attributes</p>

Data elements, continued

Element	Description
	<ul style="list-style-type: none">• <code>link</code>. (Required if there is no <code>file</code>) The image link, such as a form or title name. For example:<ul style="list-style-type: none">• <code>link="StdNotesLtr0"</code>• <code>file</code>. (Required if there is no <code>link</code>) The name of the image file. The file must exist in the <code>.././templates/images</code> directory. For example:<ul style="list-style-type: none">• <code>file="boxcheck.gif"</code>

Date and Time Formats

This section lists the supported Notes and KeyView date and time formats for use with `<format>`, `<date>`, and `<date_kv>`.

Lotus Notes Date and Time Formats

This section lists supported Lotus Notes date and time formats, and the integer values that specify each one.

Lotus Notes date and time formats

Format	Integer Value	Description
TDFMT_FULL	0	(The Notes default) Year, month, and day
TDFMT_CPARTIAL	1	Month and day, year if not this year
TDFMT_PARTIAL	2	Month and day
TDFMT_DPARTIAL	3	Year and month
TDFMT_FULL4	4	Four-digit year, month, and day
TDFMT_CPARTIAL4	5	Month and day, four-digit year if not this year
TDFMT_DPARTIAL4	6	Four-digit year and month
TTFMT_FULL	0	(Notes default) Hour, minute, and second
TTFMT_PARTIAL	1	Hour and minute
TTFMT_HOUR	2	Hour

Lotus Notes date and time formats, continued

Format	Integer Value	Description
TZFMT_NEVER	0	(Notes default) All time zones are converted to the current time zone
TZFMT_SOMETIMES	1	Show only when outside the current time zone
TZFMT_ALWAYS	2	Show for all time zones
TSFMT_DATE	0	Date
TSFMT_TIME	1	Time
TSFMT_DATETIME	2	(The Notes default) Date and time
TSFMT_CDATETIME	4	Date and time, or time today or time yesterday

KeyView Date and Time Formats

This section lists KeyView date and time formats. The KeyView formats use the following syntax:

Month `Month` = full month name
 `Mon` = abbreviated month name
 `m` = month (number)
 `mm` = two-digit month (leading 0)

Weekday `Weekday` = full weekday name
 `Wday` = abbreviated weekday name

Year `yy` = two-digit year
 `yyyy` = four-digit year

>Day `d` = day (number)
 `dd` = two-digit day (leading 0)

Time `h` = 12-hour
 `H` = 24-hour
 `m` = minutes
 `s` = seconds
 `P` = AM/PM
 `p` = am/pm

Separators _ = space
 c = comma
 s = slash
 a = dash
 o = dot

KeyView date and time formats

Format	Output	Integer Value
12-Hour and 24-Hour Time Formats		
KVDTF_P	P	1
KVDTF_P_hmm	P h:mm	2
KVDTF_hmm_P	h:mm P	3
KVDTF_P_hhmm	P hh:mm	4
KVDTF_hhmm_P	hh:mm P	5
KVDTF_P_hmmss	P h:mm:ss	6
KVDTF_hmmss_P	h:mm:ss P	7
KVDTF_P_hhmmss	P hh:mm:ss	8
KVDTF_hhmmss_P	hh:mm:ss P	9
KVDTF_Hmm	H:mm	10
KVDTF_HHmm	HH:mm	11
KVDTF_mmss	mm:ss	12
KVDTF_Hmmss	H:mm:ss	13
KVDTF_HHmmss	HH:mm:ss	14
Numerical Date Formats with Slashes		
KVDTF_mmsdd	mm/dd	15
KVDTF_msdsyy	m/d/yy	16
KVDTF_mmsddsyy	mm/dd/yy	17
KVDTF_mmsddsyyyy	mm/dd/yyyy	18
KVDTF_ddsmm	dd/mm	19

KeyView date and time formats, continued

Format	Output	Integer Value
KVDTF_ddsmsyy	dd/mm/yy	20
KVDTF_ddsmsyy_Hmm	dd/mm/yy H:mm	21
KVDTF_ddsmm_P_hmm	dd/mm P h:mm	22
KVDTF_ddsmm_hmm_P	dd/mm h:mm P	23
KVDTF_ddsmm_P_hhmm	dd/mm P hh:mm	24
KVDTF_ddsmm_hhmm_P	dd/mm hh:mm P	25
KVDTF_ddsmsyy_P_hmm	dd/mm/yy P h:mm	26
KVDTF_ddsmsyy_hmm_P	dd/mm/yy h:mm P	27
KVDTF_ddsmsyy_P_hmmss	dd/mm/yy P h:mm:ss	28
KVDTF_ddsmsyy_hmmss_P	dd/mm/yy h:mm:ss P	29
KVDTF_ddsmsyy_P_hhmmss	dd/mm/yy P hh:mm:ss	30
KVDTF_ddsmsyy_hhmmss_P	dd/mm/yy hh:mm:ss P	31
KVDTF_yysmmsdd_P_hhmmss	yy/mm/dd P hh:mm:ss	32
KVDTF_yysmmsdd_hhmmss_P	yy/mm/dd hh:mm:ss P	33
KVDTF_msdsyy_Hmm	m/d/yy H:mm	34
KVDTF_mmsddsyy_Hmm	mm/dd/yy H:mm	35
KVDTF_msdsyy_P_hmm	m/d/yy P h:mm	36
KVDTF_msdsyy_hmm_P	m/d/yy h:mm P	37
KVDTF_mmsddsyy_hmm_P	mm/dd/yy h:mm P	38
KVDTF_mmsdd_P_hhmm	mm/dd P hh:mm	39
KVDTF_mmsdd_hhmm_P	mm/dd hh:mm P	40
KVDTF_mmsddsyy_P_hhmmss	mm/dd/yy P hh:mm:ss	41
KVDTF_mmsddsyy_hhmmss_P	mm/dd/yy hh:mm:ss P	42
KVDTF_msd	m/d	43
KVDTF_yysm	yy/m	44
KVDTF_yysmm	yy/mm	45

KeyView date and time formats, continued

Format	Output	Integer Value
KVDTF_ysmsd	yy/m/d	46
KVDTF_ysmmsdd	yy/mm/dd	47
KVDTF_yyyysmmsdd	yyyy/mm/dd	48
Numerical Date Formats with Dashes		
KVDTF_ddammayy	dd-mm-yy	49
KVDTF_mmadd	mm-dd	50
KVDTF_mmayy	mm-yy	51
KVDTF_yyammadd	yy-mm-dd	52
KVDTF_yyyymmadd	yyyy-mm-dd	53
KVDTF_yyyymmaddaHHmmss	yyyy-mm-dd-HH:mm:ss	54
Numerical Date Formats with Dots		
KVDTF_yyomod	yy.m.d	55
KVDTF_yyommodd	yy.mm.dd	56
KVDTF_mod	m.d	57
KVDTF_mmodd	mm.dd	58
Numerical and String Date Formats with Dashes, Commas, and Spaces		
KVDTF_ddaMon	dd-Mon	59
KVDTF_daMonayy	d-Mon-yy	60
KVDTF_ddaMonayy	dd-Mon-yy	61
KVDTF_ddaMonayyyy	dd-Mon-yyyy	62
KVDTF_Mon	Mon	63
KVDTF_Monayy	Mon-yy	64
KVDTF_Monayyyy	Mon-yyyy	65
KVDTF_Monaddayy	Mon-dd-yy	66
KVDTF_yyammadd_P_hhmmss	yy-mm-dd P hh:mm:ss	67
KVDTF_mmadd_P_hhmm	mm-dd P hh:mm	68

KeyView date and time formats, continued

Format	Output	Integer Value
KVDTF_Mon_yy	Mon yy	69
KVDTF_Monc_yy	Mon, yy	70
KVDTF_Month	Month	71
KVDTF_Monthayy	Month-yy	72
KVDTF_Month_yy	Month yy	73
KVDTF_Monthc_yy	Month, yy	74
KVDTF_Monthayyyy	Month-yyyy	75
KVDTF_Month_yyyy	Month yyyy	76
KVDTF_Monthc_yyyy	Month, yyyy	77
KVDTF_Mon_dc_yyyy	Mon d, yyyy	78
KVDTF_d_Monc_yyyy	d Mon, yyyy	79
KVDTF_yyyy_Mon_d	yyyy Mon d	80
KVDTF_Month_dc_yyyy	Month d, yyyy	81
KVDTF_d_Monthc_yyyy	d Month, yyyy	82
KVDTF_yyyy_Month_d	yyyy Month d	83
Weekday Date Formats		
KVDTF_wday	wday	84
KVDTF_Weekday	Weekday	85
KVDTF_wdayc_Mon_dc_yyyy	wday, Mon d, yyyy	86
KVDTF_Weekdayc_Month_dc_yyyy	Weekday, Month d, yyyy	87
KVDTF_Weekdayc_d_Monthc_yyyy	Weekday, d Month, yyyy	88

Appendix E: File Format Detection

This section describes how file formats are detected in Filter SDK.

• Introduction	202
• Extract Format Information	202
• Determine Format Support	202
• Translate Format Information	205
• Determine a Document Reader	206
• Category Values in formats.ini	206

Introduction

The KeyView format detection module (`kwad`) detects a file's format, and reports the information to the API, which in turn reports the information to the developer's application. If the detected format is supported by the KeyView SDK, the detection module also loads the appropriate structured access layer and document reader for further processing. For a list of supported formats, see [Supported Formats, on page 85](#).

Extract Format Information

You can extract format information from a document by using the `GetDocFormatInfo` method. This method extracts the major format, file class, version, and document attributes, and populates the `DocFormatInfo` class. It returns the format information as a string. The format information that you can extract is listed in the header file `adinfo.h`.

For information on how to translate the extracted format information, see [Translate Format Information, on page 205](#).

Determine Format Support

After the file format is extracted, the detection module uses the `formats.ini` file to determine whether the format is supported by KeyView, and the appropriate structured access layer and reader to load.

The `formats.ini` file is in the directory `install\OS\bin`, where `install` is the path name of the Filter installation directory and `OS` is the name of the operating system. It contains the following information:

- Coded format information. To translate this information, see [Translate Format Information, on page 205](#).
- The reader associated with each format. See [Determine a Document Reader, on page 206](#).
- Configuration parameters.
- Locale settings for internal use.

Example formats.ini file entries

```
123=mw
152=xyw
178=wp6
189=mw6
2=af
200=pdf
205=mb
210=htm
251=htm
```

NOTE:

The `formats.ini` file applies to all formats except graphics. Detection of graphics formats is handled by an internal module named KeyView Picture Interchange Format (KPIF).

Refine Detection of Text Files

During text detection, KeyView analyses the first 1 kB and last 1 kB of data in a document. If less than 10% of that data consists of non-ASCII characters, KeyView detects the document as a text file.

However, depending on the type of documents you are working with, the default settings might not provide the desired level of accuracy. Configuration flags enable you to change the amount of data to read at the end of a file, the percentage of non-ASCII characters permitted in a text file, and whether to use or ignore the file extension to determine the document format.

Change the Amount of File Data to Read

During file detection, KeyView reads characters from the beginning and end of a file—by default, it reads the first and last 1,024 bytes of data. Large text files might contain many irrelevant characters at the end of a file, so KeyView might not accurately detect the file format. You can set a configuration flag to increase the amount of data to read from the end of a file during detection.

To change the amount of data to read during detection

- In the `formats.ini` file, set the following flag in the `detection_flags` section:

```
[detection_flags]
non_ascii_chars_end_block_size=kB
```

where *kB* is the number of kilobytes to read from the end of the file, from 0 to 10. The default value is 1.

NOTE:

The file size must be greater than the value specified in the flag. If the flag value is greater than the file size, KeyView does not use the flag.

Change the Percentage of Allowed Non-ASCII Characters

By default, if less than 10% of the analyzed data in a document consists of non-ASCII characters, it is detected as a text file. Depending on the type of files that you are working with, changing the default percentage might increase detection accuracy.

To change the percentage of non-ASCII characters allowed in text files

- In the `formats.ini` file, set the following flag in the `detection_flags` section:

```
[detection_flags]
non_ascii_chars_in_text=N
```

where *N* is the percentage of non-ASCII characters to allow in text files. Files that contain a lower percentage of non-ASCII characters than *N* are detected as text files. The default value is 10.

Allow Consecutive NULL Bytes in a Text File

By default, if a document contains consecutive NULL bytes, it is not detected as text. Depending on the type of files that you are working with, changing the default might increase detection accuracy.

To allow consecutive NULL bytes of ASCII characters in text files

In the `formats.ini` file, set the following flag in the `detection_flags` section:

```
[detection_flags]
ascii_allow_null_bytes=1
```

The default value is 0 (do not allow consecutive NULL bytes).

Use the File Extension for Detection

Sometimes KeyView detects certain file formats, such as CSV, as ASCII because of the content of the documents. In such cases, you can configure KeyView to use the file extension to determine the document format. Using the file extension can improve detection of formats such as CSV, but might not detect text files successfully if they have incorrect file extensions.

To use the file extension for ASCII files during detection

- In the `formats.ini` file, set the following flag in the `detection_flags` section:

```
[detection_flags]
use_extension_for_ascii=1
```

The default is 0 (do not use the file extension).

Translate Format Information

Format information can include file attributes in the following categories:

- Major format
- File class
- Minor format
- Major version
- Minor version

Not all categories are required. Many formats only include major format and file class, or major format only.

The format information has the following structure:

MajorFormat.FileClass.MinorFormat.MajorVersion.MinorVersion

For example:

81.2.0.9.0

Each number in the format information represents a file attribute. The entry 81.2.0.9.0 represents a Lotus 1-2-3 Spreadsheet file version 9.0, where

81= Lotus 1-2-3 Spreadsheet (major format)

2 = Spreadsheet (file class)

0 = not defined (minor format)

9 = 9 (major version)

0 = 0 (minor version)

This example applies to the `formats.ini` file. When extracting format information using the `GetDocFormatInfo` method, the same format is represented as 294.2.9.0.

NOTE:

The format values returned from `GetDocFormatInfo` differ from those in `formats.ini` because the former defines a unique ID for each major format, while the latter uses a major version, minor version, and minor format to distinguish between formats.

Distinguish Between Formats

The `DocFormatInfo` class provides a unique ID for each major format. For example, a call to `GetDocFormatInfo` would return 351.1.0 for a Microsoft Word XML format. The major format 351 is unique to this format.

Unlike `DocFormatInfo`, the `formats.ini` file distinguishes between formats by using the major version number. For example, in the `formats.ini` file, a Microsoft Word 2003 XML format is defined as 285.1.0.100.0. The major format 285 and file class 1 are the same values for generic XML. The major version 100 distinguishes the format as Microsoft Word 2003 XML.

The major version is used to specify the following formats:

- Microsoft Office 2003 XML. This format has the same major format and file class as generic XML (285.1). It is distinguished from generic XML by using the following major versions:
 - Word: 100
 - Excel: 101
 - Visio: 110
- The XHTML format has the same major format and file class as HTML (210.1). It is distinguished from HTML by using the major version 100.

Determine a Document Reader

The format detection module uses the `formats.ini` file to determine whether a format is supported, and to determine the reader to use to parse a format. The entries in the `formats.ini` file list each format's coded value, and an abbreviation for the format's reader.

The reader abbreviation is a truncated version of the reader's library name. Adding "sr" to the end of an abbreviation creates the name of the reader. For example, this example entry specifies that a Lotus 1-2-3 Spreadsheet file version 9.0 is parsed by the Lotus 1-2-3 filter, 1123sr:

```
81.2.0.9.0=1123
```

[List of Required Files for Redistribution, on page 250](#) lists the readers provided with KeyView.

Category Values in formats.ini

This section lists the possible category values for format information in the `formats.ini` file. The corresponding values for format information extracted by a call to `GetDocFormatInfo` are listed in the header file `adinfo.h`.

- [Major Formats](#)
- [File Classes](#)
- [Minor Formats](#)

Major Formats

Number	Format	File Class
1	Multiplus (AES)	adWORDPROCESSOR
2	MS-DOS Batch File	adEXECUTABLE
3	APPLIX ASTERIX	adWORDPROCESSOR
4	Windows Bitmap Image (BMP)	adRASTERIMAGE

Major Formats, continued

Number	Format	File Class
5	Convergent Technologies DEF Comm. Format	adWORDPROCESSOR
6	Corel Draw	adVECTORGRAPHIC
7	Keyword COM.FILE (KSIF)	
8	Computer Graphics Metafile (CGM)	adVECTORGRAPHIC
9	Word Connection	adWORDPROCESSOR
10	COMET TOP	adWORDPROCESSOR
11	CEOwrite	adWORDPROCESSOR
12	DSA101 (Honeywell Bull)	adWORDPROCESSOR
13	DCA-RFT (IBM Revisable Form)	adWORDPROCESSOR
14	CDA / DDIF	adWORDPROCESSOR
15	Dummy File (Internal)	
16	DG Common Data Stream (CDS)	adWORDPROCESSOR
17	Dummy Print File (Internal)	
18	Windows Draw (Micrografx)	adVECTORGRAPHIC
19	Vistaword	adWORDPROCESSOR
20	DECdx	adWORDPROCESSOR
21	Enable Word Processing	adWORDPROCESSOR
22	Encapsulated PostScript	AutoDetNoFormat
23	MSDOS/Windows Program	adEXECUTABLE
24	CCITT G3 1D	adRASTERIMAGE
25	Graphics Interchange Format (GIF89a)	adRASTERIMAGE
26	HP Word PC	adWORDPROCESSOR
27	IBM 1403 Line Printer	adWORDPROCESSOR
28	DCF Script	adWORDPROCESSOR
29	DCA-FFT (IBM Final Form)	adWORDPROCESSOR
30	Interleaf	adWORDPROCESSOR

Major Formats, continued

Number	Format	File Class
31	GEM Bit Image	adRASTERIMAGE
32	Display Write	adWORDPROCESSOR
33	Sun Raster	adRASTERIMAGE
34	Keywords PICL	
35	Lotus Ami Pro Style Sheet	adWORDPROCESSOR
36	MORE Database MAC	adOUTLINE
37	Lyrix Word Processing	adWORDPROCESSOR
38	MASS-11	adWORDPROCESSOR
39	MacPaint	adRASTERIMAGE
40	Microsoft Word Mac	adWORDPROCESSOR
41	SmartWare II	adCOMMUNICATION
42	Microsoft Word for Windows	adWORDPROCESSOR
43	MultiMate Advantage II Footnote File	adWORDPROCESSOR
44	Multiplan (Mac)	adSPREADSHEET
45	Microsoft Pocket Word	adWORDPROCESSOR
46	Microsoft Word for PC Miscellaneous File	adWORDPROCESSOR
47	NBI Async Archive Format	adWORDPROCESSOR
48	Navy DIF	adWORDPROCESSOR
49	NBI Net Archive Format	adWORDPROCESSOR
50	NIOS TOP	adWORDPROCESSOR
51	Filemaker MAC	adDATABASE
52	ODA / ODIF	adWORDPROCESSOR
53	OLIDIF (Olivetti)	adWORDPROCESSOR
54	Keyword OSM	
55	Office Writer	adWORDPROCESSOR
56	PC Paintbrush Graphics (PCX)	adRASTERIMAGE

Major Formats, continued

Number	Format	File Class
57	CPT	adWORDPROCESSOR
58	Lotus PIC	adVECTORGRAPHIC
59	QuickDraw Picture	AutoDetNoFormat
60	Philips Script	adWORDPROCESSOR
61	PostScript	adVECTORGRAPHIC
62	PRIMEWORD	adWORDPROCESSOR
63	Q-One V1.93J	adWORDPROCESSOR
64	Q-One V2.0	adWORDPROCESSOR
65	SAMNA Word	adWORDPROCESSOR
66	Lotus Ami Pro Draw	adVECTORGRAPHIC
67	SYLK	adSPREADSHEET
68	SmartWare II	adWORDPROCESSOR
69	Symphony	adSPREADSHEET
70	Targa	adRASTERIMAGE
71	Tag Image File Format (TIFF)	AutoDetNoFormat
72	Targon Word	adWORDPROCESSOR
73	Uniplex Ucalc	adSPREADSHEET
74	Uniplex	adWORDPROCESSOR
75	Microsoft Word UNIX	adWORDPROCESSOR
76	WANG PC	adWORDPROCESSOR
77	WordERA	adWORDPROCESSOR
78	WANG WPS	adWORDPROCESSOR
79	WordPerfect MAC	adWORDPROCESSOR
80	WordPerfect 5.2	adWORDPROCESSOR
81	Lotus 1-2-3 Release 9	adSPREADSHEET
82	WordMARC	adWORDPROCESSOR

Major Formats, continued

Number	Format	File Class
83	Windows Metafile (no header)	adVECTORGRAPHIC
84	SmartWare II	adDATABASE
85	WordPerfect Graphics V1.0 (WPG)	adRASTERIMAGE
86	WordPerfect	adWORDPROCESSOR
87	WordStar	adWORDPROCESSOR
88	WANG WITA	adWORDPROCESSOR
89	Xerox 860	adWORDPROCESSOR
90	Microsoft Excel	adSPREADSHEET
91	Xerox Writer	adWORDPROCESSOR
92	Data Interchange Format (DIF)	adSPREADSHEET
93	Enable Spreadsheet	adSPREADSHEET
94	Supercalc	adSPREADSHEET
95	UltraCalc	adSPREADSHEET
96	SmartWare II	adSPREADSHEET
97	Serialized Object Format (SOF)	adENCAPSULATION
98	Microsoft PowerPoint PC	adPRESENTATION
99	Microsoft PowerPoint MAC	adPRESENTATION
100	PageMaker for Macintosh	adDESKTOPPUBLSH
101	PageMaker for Windows	adDESKTOPPUBLSH
103	Microsoft Works Word Processor for MAC	adWORDPROCESSOR
104	Microsoft Works Database for MAC	adDATABASE
105	Microsoft Works Spreadsheet for MAC	adSPREADSHEET
106	Microsoft Works Communication for MAC	adCOMMUNICATION
107	Microsoft Works Word Processor for DOS	adWORDPROCESSOR
108	Microsoft Works Database for DOS	adDATABASE
109	Microsoft Works Spreadsheet for DOS	adSPREADSHEET

Major Formats, continued

Number	Format	File Class
111	DOS/Windows Object Library	adLIBRARY
112	MacWrite	adWORDPROCESSOR
113	MacWrite II	adWORDPROCESSOR
114	Freehand MAC	adVECTORGRAPHIC
115	Disk Doubler	adENCAPSULATION
116	HP Graphics Language	adVECTORGRAPHIC
117	Maker Interchange Format (MIF)	adWORDPROCESSOR
118	JPEG Interchange Format	adRASTERIMAGE
119	Reflex	adDATABASE
120	Framework II	adMIXED
121	Paradox	adDATABASE
123	Microsoft Windows Write	adWORDPROCESSOR
124	Quattro Pro for DOS	adSPREADSHEET
126	Persuasion	adPRESENTATION
127	Corel Presentations	adPRESENTATION
128	Windows Icon Format	adRASTERIMAGE
129	Microsoft Project	adSCHEDULE
131	Harvard Graphics Palette	adVECTORGRAPHIC
132	ZIP Archive	AutoDetNoFormat
133	Windows Cursor	adRASTERIMAGE
134	Quark Xpress MAC	adDESKTOPPUBLSH
135	PAK/ARC Archive	adENCAPSULATION
136	FrameMaker	adDESKTOPPUBLSH
137	Microsoft Publisher	adDESKTOPPUBLSH
138	PlanPerfect	adSCHEDULE
139	WordPerfect auxiliary file	adMISC

Major Formats, continued

Number	Format	File Class
140	Lotus Freelance 97	adPRESENTATION
141	Microsoft Wave	adSOUND
142	MIDI	adSOUND
143	AutoCAD DXF	adVECTORGRAPHIC
144	dBase	adDATABASE
145	OS/2 PM Metafile	adVECTORGRAPHIC
146	Lasergraphics Language	adVECTORGRAPHIC
147	AutoShade Rendering	adVECTORGRAPHIC
148	GEM VDI	adVECTORGRAPHIC
149	Windows Help File	adMISC
150	Volkswriter	adWORDPROCESSOR
151	Ability	adRASTERIMAGE
152	XYWrite / Nota Bene	adWORDPROCESSOR
153	CSV (Comma Separated Values)	adSPREADSHEET
154	IBM Writing Assistant	adWORDPROCESSOR
155	WordStar 2000	adWORDPROCESSOR
156	WordStar 6.0	adWORDPROCESSOR
157	HP Printer Control Language	adVECTORGRAPHIC
158	ELF Executable	adEXECUTABLE
159	ELF Relocatable	adOBJECTMODULE
160	ELF Dynamic Library	adLIBRARY
161	NeXT/Sun Audio Data	adSOUND
162	NeWS bitmap font	adFONT
163	cpio archive (CHR Header)	adENCAPSULATION
164	SUN PEX Binary Archive	adENCAPSULATION
165	SUN vfont Definition	adFONT

Major Formats, continued

Number	Format	File Class
166	Curses Screen Image	adRASTERIMAGE
167	UU encoded	adENCAPSULATION
168	WriteNow MAC	adWORDPROCESSOR
169	DOS/Windows Object Module	adOBJECTMODULE
170	Windows Group	adMISC
171	TrueType Font	adFONT
172	Program Information File (PIF)	adMISC
173	PC (.COM)	adEXECUTABLE
174	Maker Markup Language	adDESKTOPPUBLISH
175	StuffIt (MAC)	adENCAPSULATION
176	PeachCalc	adSPREADSHEET
177	WANG Office GDL Header	adENCAPSULATION
178	WordPerfect 6.0	adWORDPROCESSOR
179	Q & A for DOS	adWORDPROCESSOR
180	Q & A for Windows	adWORDPROCESSOR
181	WPS-PLUS	adWORDPROCESSOR
182	DCX FAX Format(PCX images)	adFAXFORMAT
183	OLE Compound Document	adENCAPSULATION
184	Quattro Pro for Windows	adSPREADSHEET
185	Keyword Viewer Markup Format	
186	EBCDIC Text	adWORDPROCESSOR
187	DCS	adWORDPROCESSOR
188	Microsoft Excel 2000	adSPREADSHEET
189	Microsoft Word 95	adWORDPROCESSOR
190	SHAR	adENCAPSULATION
191	Lotus Notes Bitmap	adRASTERIMAGE

Major Formats, continued

Number	Format	File Class
192	Unix Compress	adENCAPSULATION
193	Lotus Notes CDF	adWORDPROCESSOR
194	TAR	adENCAPSULATION
195	WordPerfect Graphics V2.0 (WPG2)	adWORDPROCESSOR
196	ODA / ODIF	adWORDPROCESSOR
197	ALIS	adWORDPROCESSOR
198	GZ Compress	adENCAPSULATION
199	Envoy	adWORDPROCESSOR
200	Portable Document Format	adWORDPROCESSOR
201	KW ODA Internal Raw Bitmap (RBM)	adRASTERIMAGE
202	KW ODA G4 (G4)	adRASTERIMAGE
203	KW ODA G31D (G31)	adRASTERIMAGE
204	KW ODA Internal G32D (G32)	adRASTERIMAGE
205	Microsoft Word for Mac V 4.x/5.x	adWORDPROCESSOR
206	BinHex	adENCAPSULATION
207	SMTP	adENCAPSULATION
208	MIME	adENCAPSULATION
209	SGML	adWORDPROCESSOR
210	Netscape Bookmark File	adWORDPROCESSOR
211	ACT	adWORDPROCESSOR
212	Microsoft PowerPoint 95	adPRESENTATION
213	Portable Network Graphics (PNG)	adRASTERIMAGE
214	Video for Windows (AVI)	adMOVIE
215	Windows Animated Cursor	adRASTERIMAGE
216	Windows C++ Object Storage	adMIXED
217	Windows Palette	adRASTERIMAGE

Major Formats, continued

Number	Format	File Class
218	RIFF Device Independent Bitmap	adRASTERIMAGE
219	RIFF MIDI	adSOUND
220	RIFF Multimedia Movie	adMOVIE
221	MPEG Movie	adMOVIE
222	QuickTime Movie	adMOVIE
223	Audio Interchange File Format (AIFF)	adSOUND
224	Amiga MOD	adSOUND
225	Amiga IFF (8SVX) Sound	adSOUND
226	Creative Voice (VOC)	adSOUND
227	Microsoft Works Word Processor for Windows	adWORDPROCESSOR
228	Microsoft Works Spreadsheet for Windows	adSPREADSHEET
229	AutoDesk Animator FLIC	adANIMATION
230	AutoDesk Animator Pro FLIC	adANIMATION
231	Microsoft Works Database for Windows	adDATABASE
232	Microsoft Works Communication (Windows)	adCOMMUNICATION
233	Compactor / Compact Pro	adENCAPSULATION
234	VRML	adVECTORGRAPHIC
235	QuickDraw 3D Metafile	adVECTORGRAPHIC
236	PGP Secret Keyring	adENCAPSULATION
237	PGP Public Keyring	adENCAPSULATION
238	PGP Encrypted Data	adENCAPSULATION
239	PGP Signed Data	adENCAPSULATION
240	PGP Signed and Encrypted Data	adENCAPSULATION
241	PGP Signature Certificate	adENCAPSULATION
242	ASCII-armored PGP Public Keyring	adENCAPSULATION
243	ASCII-armored PGP encoded	adENCAPSULATION

Major Formats, continued

Number	Format	File Class
244	ASCII-armored PGP signed	adENCAPSULATION
245	OLE DIB object	adRASTERIMAGE
246	PGP Compressed Data	adENCAPSULATION
247	SGL Image	adRASTERIMAGE
248	Lotus ScreenCam	adANIMATION
249	MPEG Audio	adSOUND
250	FTP Session Data	adCOMMUNICATION
251	Netscape Bookmark file	adWORDPROCESSOR
252	Corel CMX	adVECTORGRAPHIC
253	AutoDesk Drawing (DWG)	adVECTORGRAPHIC
254	AutoDesk WHIP	adVECTORGRAPHIC
255	Macromedia Director	adANIMATION
256	Real Audio	adSOUND
257	MSDOS Device Driver	adEXECUTABLE
258	Micrografx Designer	adVECTORGRAPHIC
259	Simple Vector Format (SVF)	adVECTORGRAPHIC
260	WordPerfect Office document (WPD)	
261	Applix Words	adWORDPROCESSOR
262	Applix Graphics	adPRESENTATION
263	Microsoft Access 2000	adDATABASE
264	USENET	adWORDPROCESSOR
265	MacBinary	adENCAPSULATION
266	Apple Single	adENCAPSULATION
267	Apple Double	adENCAPSULATION
268	Lotus Word Pro 97	adWORDPROCESSOR
269	Microsoft Word 2000	adWORDPROCESSOR

Major Formats, continued

Number	Format	File Class
270	Enhanced Metafile	adVECTORGRAPHIC
271	Microsoft Office Drawing	adVECTORGRAPHIC
272	Microsoft PowerPoint 2000	adPRESENTATION
273	Extended or Custom XML	adWORDPROCESSOR
274	DeVice Independent file (DVI)	adVECTORGRAPHIC
275	Unicode	adWORDPROCESSOR
276	Framework	adMIXED
277	KPIF Chart Stream	
278	Applix Spreadsheets	adSPREADSHEET
279	Microsoft Device Independent Bitmap	adRASTERIMAGE
280	KeyView GPF Filter	
281	Microsoft Project 2000	adSCHEDULE
282	Folio Flat File	adWORDPROCESSOR
283	HWP(Arae-Ah Hangul)	adWORDPROCESSOR
284	ICHITARO	adWORDPROCESSOR
285	Microsoft Visio 2003 XML	adWORDPROCESSOR
286	Oasys	adWORDPROCESSOR
287	Portable Bitmap Utilities BINARY format (PBM)	adRASTERIMAGE
288	Portable Greymap Utilities BINARY format (PGM)	adRASTERIMAGE
289	Portable Pixmap Utilities BINARY format (PPM)	adRASTERIMAGE
290	X Bitmap format (XBM)	adRASTERIMAGE
291	X Pixmap format (XPM)	adRASTERIMAGE
292	FlashPix FPX Image format	adRASTERIMAGE
293	PCD Image format	adRASTERIMAGE
294	Microsoft Visio	adPRESENTATION
295	Microsoft Outlook	adENCAPSULATION

Major Formats, continued

Number	Format	File Class
296	XHTML	adWORDPROCESSOR
297	Microsoft Outlook Personal Folders File (.pst)	adENCAPSULATION
298	RAR	adENCAPSULATION
299	IBM Lotus Notes Database NSF/NTF	adENCAPSULATION
300	Macromedia Flash (.swf)	adWORDPROCESSOR
301	Microsoft Word 2007 XML - Flat xml	adWORDPROCESSOR
302	Microsoft Excel 2007 XML	adSPREADSHEET
303	Microsoft PowerPoint 2007 XML	adPRESENTATION
304	OpenPGP Message Format (with new packet format)	adENCAPSULATION
305	Intergraph Standard File Format (ISFF) V7 DGN (non-OLE)	adVECTORGRAPHIC
306	MicroStation V8 DGN (OLE)	adVECTORGRAPHIC
307	Microsoft Word Macro 2007 XML	adWORDPROCESSOR
308	Microsoft Excel Macro 2007 XML	adSPREADSHEET
309	Microsoft PPT Macro 2007 XML	adPRESENTATION
310	LZH Archive	adENCAPSULATION
311	Office 2007 document	adMISC
312	Microsoft XML Paper Specification (XPS)	adWORDPROCESSOR
313	IBM Domino Data in XML format (.dxi)	adENCAPSULATION
314	ODF Text Template	adWORDPROCESSOR
315	ODF Spreadsheet Template	adSPREADSHEET
316	ODF Presentation Template	adPRESENTATION
317	Legato Extender Native Message ONM	adENCAPSULATION
318	Bin unknown format (.xxx)	adWORDPROCESSOR
319	Transport Neutral Encapsulation Format (TNEF)	adENCAPSULATION
320	CADAM Drawing	adVECTORGRAPHIC
321	CADAM Drawing Overlay	adVECTORGRAPHIC

Major Formats, continued

Number	Format	File Class
322	NURSTOR Drawing	adVECTORGRAPHIC
323	HP Graphics Language (Plotter)	adVECTORGRAPHIC
324	Advanced Systems Format (ASF)	adMISC
325	Windows Media Audio Format (WMA)	adSOUND
326	Windows Media Video Format (WMV)	adMOVIE
327	Legato EMailXtender Archives Format (EMX)	adENCAPSULATION
328	7 Zip Format (7z)	adENCAPSULATION
329	Microsoft Excel Binary 2007	adSPREADSHEET
330	Microsoft Cabinet File (CAB)	adENCAPSULATION
331	CATIA Formats (CAT*)	adVECTORGRAPHIC
332	Yahoo Instant Messenger History	adWORDPROCESSOR
333	Founder Chinese E-paper Basic (ceb)	adWORDPROCESSOR
334	Corel Quattro Pro 9+ for Windows	adSPREADSHEET
335	MHTML format (MHT)	adWORDPROCESSOR
336	Microsoft Document Imaging Format	adRASTERIMAGE
337	Microsoft Office Groove Format	adWORDPROCESSOR
338	Apple iWork Pages format	adWORDPROCESSOR
339	Apple iWork Numbers format	adSPREADSHEET
340	Apple iWork Keynote format	adPRESENTATION
341	Windows Backup File	adENCAPSULATION
342	Microsoft Access 2007	adDATABASE
343	Microsoft Entourage Database Format	adENCAPSULATION
344	Mac Disk Copy Disk Image File	adENCAPSULATION
345	AppleWorks File	adWORDPROCESSOR
346	Omni Outliner V3 File	adWORDPROCESSOR
347	Omni Outliner OPML File	adWORDPROCESSOR

Major Formats, continued

Number	Format	File Class
348	Omni Graffle XML File	adVECTORGRAPHIC
349	Photoshop Document	adRASTERIMAGE
350	Apple Binary Property List format	adMISC
351	Apple iChat format	adWORDPROCESSOR
352	OOutliner File	adWORDPROCESSOR
353	Bzip 2 Compressed File	adENCAPSULATION
354	ISO-9660 CD Disc Image Format	adENCAPSULATION
355	DocuWorks Format	adWORDPROCESSOR
356	RealMedia Streaming Media	adMOVIE
357	AC3 Audio File Format	adSOUND
358	Nero Encrypted File	adENCAPSULATION
359	SolidWorks Format Files	adVECTORGRAPHIC
360	I-DEAS Format	adVECTORGRAPHIC
361	I-DEAS Drawing Format	adVECTORGRAPHIC
362	Unigraphics (UG) NX CAD Format	adVECTORGRAPHIC
363	UGS Jupiter Tessellation file	adCAD
364	3D Systems STL ASCII format	adMISC
365	Parasolid XT	adVECTORGRAPHIC
366	Extensible Forms Description Language	adPRESENTATION
367	Apple XML Property List format	adMISC
368	OneNote Note Format	adPRESENTATION
369	iFilter	adWORDPROCESSOR
370	Digital Imaging and Communications in Medicine (Dicom)	adRASTERIMAGE
371	Expert Witness Compression Format (EnCase)	adENCAPSULATION
372	Shell Scrap Object File	adENCAPSULATION
373	Microsoft Project 2007	adSCHEDULE

Major Formats, continued

Number	Format	File Class
374	Microsoft Publisher from version 98	adDESKTOPPUBLSH
375	Skype Log File	adWORDPROCESSOR
376	Lotus Notes Bitmap Format (DXL embedded images)	adRASTERIMAGE
377	Health level7 message	adWORDPROCESSOR
378	Microsoft Outlook Offline Folders File (OST)	adENCAPSULATION
379	Electronic Publication	adWORDPROCESSOR
380	Microsoft Outlook Express DBX Message Database	adENCAPSULATION
381	BlackBerry Activation File	adWORDPROCESSOR
382	Disk Image	adENCAPSULATION
383	Milestone Document	adRASTERIMAGE
384	RealLegal E-Transcript File	adWORDPROCESSOR
385	PostScript Type 1 Font	adFONT
386	Ghost Disk Image File	adENCAPSULATION
387	JPEG-2000 JP2 File Format Syntax (ISO/IEC 15444-1)	adRASTERIMAGE
388	Unicode HTML	adWORDPROCESSOR
389	Microsoft Compiled HTML Help	adENCAPSULATION
390	Documentum EMCME format	adENCAPSULATION
391	Microsoft Access 2007 Template	adDATABASE
392	Samsung Electronics Jungum Global document	adWORDPROCESSOR
393	JBIG2 File Format	adRASTERIMAGE
394	eFax file	adRASTERIMAGE
395	AD1 Evidence file	adENCAPSULATION
396	Google SketchUp	adVECTORGRAPHIC
397	Group Wise File Surf email	adENCAPSULATION
398	Windows Journal format	adWORDPROCESSOR
399	Yahoo! Messenger chat log	adWORDPROCESSOR

Major Formats, continued

Number	Format	File Class
400	PaperPort MAX image file	adRASTERIMAGE
402	ARJ (Archive by Robert Jung) file format	adENCAPSULATION
403	Microsoft Outlook Restricted Permission Message	adENCAPSULATION
404	MATLAB file format	adWORDPROCESSOR
405	SEG-Y Seismic Data format	adWORDPROCESSOR
406	MPEG-PS container with CDXA stream	adMOVIE
407	Microsoft Windows NT Event Log	adMISC
408	Microsoft Windows Vista Event Log	adMISC
409	Microsoft Outlook for Macintosh format	adENCAPSULATION
410	Web ARChive	adENCAPSULATION
411	Java Class format	adWORDPROCESSOR
412	Microsoft Outlook vCard file format	adWORDPROCESSOR
413	Microsoft Exchange Server Database file format	adENCAPSULATION
414	Microsoft Outlook iCalendar file format	adENCAPSULATION
415	MS Visio 2013 template Macro format	adPRESENTATION
417	ICHITARO Compressed format	adWORDPROCESSOR
418	Apple iWork 2013 Pages format	adWORDPROCESSOR
419	Apple iWork 2013 Numbers format	adSPREADSHEET
420	Apple iWork 2013 Keynote format	adPRESENTATION
421	XZ archive format	adENCAPSULATION
422	Sony Wave64 format	adSOUND
423	Conifer Wavpack format	adSOUND
424	Xiph Ogg Vorbis format	adSOUND
425	Borland Reflex 2 format	adDATABASE
426	PKCS #12 (p12) format	adWORDPROCESSOR
427	B1 format	adENCAPSULATION

Major Formats, continued

Number	Format	File Class
428	ISO/IEC MPEG-4 (ISO 14496) format	adMOVIE
429	RAR5 Format	adENCAPSULATION
430	PTC Creo CAD Format	adVECTORGRAPHIC
431	Keyhole Markup Language	adWORDPROCESSOR
432	Zippered Keyhole Markup Language	adWORDPROCESSOR
433	Wireless Markup Language	adWORDPROCESSOR
434	ODF Formula	adWORDPROCESSOR
435	Star Office Writer Text	adWORDPROCESSOR
436	Star Office Calc Spreadsheet	adSPREADSHEET
437	Star Office Impress Presentation	adPRESENTATION
438	Star Office Math	adMISC
439	ISO 10303-21 STEP format	adMISC
440	AppleScript Source Code	adSOURCECODE
441	Assembly Code	adSOURCECODE
442	C Source Code	adSOURCECODE
443	C# Source Code	adSOURCECODE
444	C++ Source Code	adSOURCECODE
445	Cascading Style Sheet	adSOURCECODE
446	Clojure Source Code	adSOURCECODE
447	CoffeeScript Source Code	adSOURCECODE
448	Common Lisp Source Code	adSOURCECODE
449	Dockerfile	adSOURCECODE
450	Eiffel Source Code	adSOURCECODE
451	Erlang Source Code	adSOURCECODE
452	F# Source Code	adSOURCECODE
453	Fortran Source Code	adSOURCECODE

Major Formats, continued

Number	Format	File Class
454	Go Source Code	adSOURCECODE
455	Groovy Source Code	adSOURCECODE
456	Haskell Source Code	adSOURCECODE
457	Initialization (INI) file	adSOURCECODE
458	Java Source Code	adSOURCECODE
459	Javascript Source Code	adSOURCECODE
460	Lua Source Code	adSOURCECODE
461	Makefile	adSOURCECODE
462	Wolfram Mathematica Source Code	adSOURCECODE
463	Matlab Source Code	adSOURCECODE
464	Objective-C Source Code	adSOURCECODE
465	Objective-C++ Source Code	adSOURCECODE
466	Objective-J Source Code	adSOURCECODE
467	PHP Source Code	adSOURCECODE
468	PLSQL Source Code	adSOURCECODE
469	Pascal Source Code	adSOURCECODE
470	Perl Source Code	adSOURCECODE
471	PowerShell Source Code	adSOURCECODE
472	Prolog Source Code	adSOURCECODE
473	Puppet Source Code	adSOURCECODE
474	Python Source Code	adSOURCECODE
475	R Source Code	adSOURCECODE
476	Ruby Source Code	adSOURCECODE
477	Rust Source Code	adSOURCECODE
478	Scala Source Code	adSOURCECODE
479	Shell Script	adSOURCECODE

Major Formats, continued

Number	Format	File Class
480	Smalltalk Source Code	adSOURCECODE
481	Standard ML Source Code	adSOURCECODE
482	Swift Source Code	adSOURCECODE
483	Tool Command Language (Tcl) Source Code	adSOURCECODE
484	TeX Typesetting File	adSOURCECODE
485	TypeScript Source Code	adSOURCECODE
486	Verilog Source Code	adSOURCECODE
487	YAML File	adSOURCECODE
488	MediaWiki File	adWORDPROCESSOR
489	Matroska video File	adMOVIE
490	Scalable Vector Graphics image	adVECTORGRAPHIC
491	Shapefile	adMISC
492	Flash video File	adMOVIE
493	Embedded OpenType font	adFONT
494	Web Open Font Format	adFONT
495	OpenType Font	adFONT
496	Multiple-image Network Graphics	adANIMATION
497	JPEG Network Graphics	adRASTERIMAGE
498	AppleScript Binary Source Code	adSOURCECODE
499	Autodesk Maya binary file	adCAD
500	Ogg Theora Video format	adMOVIE
501	General Ogg Container format	adMISC
502	GNU Message Catalog format	adMISC
503	Windows shortcut file	adMISC
504	Apple/NeXT typedstream data format	adMISC
505	GIMP XCF image	adRASTERIMAGE

Major Formats, continued

Number	Format	File Class
506	PaintShop Pro image	adRASTERIMAGE
507	SQLite database format	adDATABASE
508	MySQL table definition file	adDATABASE
509	Microsoft Program Database format	adDATABASE
510	OpenEXR image format	adRASTERIMAGE
511	4X Movie File	adMOVIE
512	AMV video file	adMOVIE
513	Notation Interchange File Format	adSOUND
514	Steinberg CuBase file	adSOUND
515	SoundFont file	adSOUND
516	WebP image	adRASTERIMAGE
517	International Color Consortium files	adMISC
518	X11 Portable Compiled Font file	adFONT
519	WebM video file	adMOVIE
520	Amiga Metafile	adVECTORGRAPHIC
521	IFF Animated Bitmap	adRASTERIMAGE
522	IFF Amiga animated raster graphics format	adRASTERIMAGE
523	IFF-DEEP TVPaint image	adRASTERIMAGE
524	IFF-FAXX Facsimile image	adRASTERIMAGE
525	IFF Glow Icon image	adRASTERIMAGE
526	Interleaved BitMap image	adRASTERIMAGE
527	LightWave Object format	adMISC
528	IFF-MAUD MacroSystem audio format	adSOUND
529	IFF Planar BitMap	adRASTERIMAGE
530	IFF TDDD and Imagine Object animation format	adRASTERIMAGE
531	AT&T DjVu format	adWORDPROCESSOR

Major Formats, continued

Number	Format	File Class
532	Adobe InDesign document	adDESKTOPPUBLSH
533	Calamus Desktop Publishing	adDESKTOPPUBLSH
534	Adaptive Multi-Rate audio format	adSOUND
535	Free Lossless Audio Codec format	adSOUND
536	Ogg Container FLAC audio format	adSOUND
537	SAS7BDAT database storage format	adDATABASE
538	Autodesk Design Web Format	adCAD
539	Adobe Flash Player audio book	adSOUND
540	Adobe Flash Player audio	adSOUND
541	Adobe Flash Player protected video	adMOVIE
542	Adobe Flash Player video	adMOVIE
543	Audible Enhanced Audiobook	adSOUND
544	Canon Digital Camera image	adRASTERIMAGE
545	Canon Raw image	adRASTERIMAGE
546	Casio Digital Camera image	adRASTERIMAGE
547	Convergent Design file	adRASTERIMAGE
548	DMB MAF audio	adSOUND
549	DMB MAF video	adMOVIE
550	Digital Media Project Content Format	adMISC
551	Digital Video Broadcast format	adMOVIE
552	ISO-BMFF Dirac Wavelet compression	adMISC
553	High Efficiency Image Format HEVC image sequence	adRASTERIMAGE
554	High Efficiency Image Format HEVC image	adRASTERIMAGE
555	High Efficiency Image Format image sequence	adRASTERIMAGE
556	High Efficiency Image Format image	adRASTERIMAGE
557	ISMACryp 2.0 Encrypted format	adENCAPSULATION

Major Formats, continued

Number	Format	File Class
558	3GPP2 video file	adMOVIE
559	3GPP video file	adMOVIE
560	ISO-BMFF JPEG 2000 image	adRASTERIMAGE
561	ISO-BMFF JPEG 2000 compound image	adRASTERIMAGE
562	ISO-BMFF JPEG 2000 with extensions	adRASTERIMAGE
563	Apple ISO-BMFF QuickTime video	adMOVIE
564	KDDI Video file	adMOVIE
565	MAF Photo Player	adMISC
566	ISO-BMFF MPEG-4 with AVC extension	adMOVIE
567	Apple MPEG-4 Part 14 audio	adSOUND
568	Apple MPEG-4 Part 14 audio book	adSOUND
569	Apple MPEG-4 Part 14 protected audio	adSOUND
570	Apple MPEG-4 Part 14 video	adMOVIE
571	Sony PSP MPEG-4	adSOUND
572	MPEG-21	adMISC
573	Mobile QuickTime video	adMOVIE
574	Motion JPEG 2000	adMOVIE
575	NTT MPEG-4	adMOVIE
576	Nero MPEG-4 profile with AVC extension	adMOVIE
577	Nero AAC audio	adSOUND
578	Nero MPEG-4 profile	adMOVIE
579	OMA DRM Format	adMISC
580	Panasonic Digital Camera image	adRASTERIMAGE
581	Ross video	adMOVIE
582	SDA SD Memory Card video	adMOVIE
583	Samsung stereoscopic stream	adMISC

Major Formats, continued

Number	Format	File Class
584	Sony XAVC video	adMOVIE
585	JPEG 2000 PGX Verification Model image	adRASTERIMAGE
586	Apple Desktop Services Store file	adMISC
587	Apple Core Audio Format	adSOUND
588	VICAR image format	adRASTERIMAGE
589	Flexible Image Transport System FITS image	adRASTERIMAGE
590	Digital Interface Format (DIF) DV video	adMOVIE
591	MPEG Transport Stream data	adMISC
592	MPEG Sequence format	adMISC
593	Ogg OGM video format	adMOVIE
594	Ogg Speex audio format	adSOUND
595	Ogg Opus audio format	adSOUND
596	Musepack audio format	adSOUND
597	ART image format	adRASTERIMAGE
598	Vivo audio-video format	adMOVIE
599	Qualcomm QCP audio	adSOUND
600	Creative Signal Processor codec	adMISC
601	NTT TwinVQ audio format	adSOUND
602	Interplay MVE video format	adMOVIE
603	IRIX Silicon Graphics moviemaker video file	adMOVIE
604	Sega FILM video format	adMOVIE
605	Synthetic music Mobile Application Format	adSOUND
606	NIST SPeech HEader Resources format	adSOUND
607	Chinese AVS video format	adMOVIE
608	Westwood Studios Vector Quantized Animation video file	adANIMATION
609	Wildfire YAFA animation	adANIMATION

Major Formats, continued

Number	Format	File Class
610	Origin Wing Commander III MVE movie format	adMOVIE
611	BBC Dirac video format	adMOVIE
612	Autodesk Maya ASCII file format	adCAD
613	Pixar RenderMan Interface Bytestream file	adVECTORGRAPHIC
614	NOFF 3D Object File Format	adVECTORGRAPHIC
615	Visualization Toolkit VTK ASCII format	adVECTORGRAPHIC
616	Visualization Toolkit VTK Binary format	adVECTORGRAPHIC
617	Wolfram Mathematica Computable Document Format	adMISC
618	Wolfram Mathematica Notebook Format	adMISC
619	Hierarchical Data Format HDF4	adMISC
620	Hierarchical Data Format HDF5	adMISC
621	Acorn RISC ARMovie video format	adMOVIE
622	Windows Television DVR format	adMOVIE
623	InstallShield Z archive format	adENCAPSULATION
624	Microsoft DirectDraw Surface container format	adENCAPSULATION
625	Bink audio-video container format	adMOVIE
626	LZMA compressed data format	adENCAPSULATION
627	True Audio format	adSOUND
628	Keepass Password file	adMISC
629	RPM Package Manager file	adENCAPSULATION
630	Adobe Printer Font Metrics format	adFONT
631	Adobe Font Metrics ASCII format	adFONT
632	Adobe Printer Font ASCII format	adFONT
633	Netware Loadable Module format	adMISC
634	TCPdump packet stream capture savefile format	adMISC
635	Adobe Multiple master font format	adFONT

Major Formats, continued

Number	Format	File Class
636	TrueType font collection format	adFONT
637	Shapefile binary spatial index format	adMISC
638	Java Key Store format	adMISC
639	Java JCE Key Store format	adMISC
640	QuarkXPress Intel format	adDESKTOPPUBLSH
641	Microsoft Windows Imaging Format WIM	adMISC
642	VMware Virtual Disk Format 5.0	adMISC
643	XPCConnect Typelib Format	adMISC
644	Microsoft MS-DOS installation compression	adENCAPSULATION
645	DLS Downloadable Sounds format	adSOUND
646	Microsoft Windows Registry format	adMISC
647	Microsoft Help 2.0 format	adENCAPSULATION
648	Qt binary translation file format	adMISC
649	PEM-encoded SSL certificate	adENCAPSULATION
650	Adobe PostScript Printer Description file	adMISC
651	Speedo Font format	adFONT
652	InstallShield Cabinet Archive format	adENCAPSULATION
653	InstallShield Uninstall format	adENCAPSULATION
654	Outlook Express DBX folder database format	adENCAPSULATION
655	National Instruments LabVIEW file format	adMISC
656	SAP compression archive SAR format	adENCAPSULATION
657	Netscape Address Book format	adMISC
658	Universal 3D file format	adVECTORGRAPHIC
659	Open Inventor ASCII format	adVECTORGRAPHIC
660	Open Inventor Binary format	adVECTORGRAPHIC
661	X Window Dump image	adRASTERIMAGE

Major Formats, continued

Number	Format	File Class
662	Git Packfile format	adENCAPSULATION
663	Xara X Xar image format	adVECTORGRAPHIC
664	Internet Archive ARC format	adENCAPSULATION
665	Applix Builder format	adMISC
666	Applix Bitmap image format	adRASTERIMAGE
667	PEM-encoded RSA private key	adENCAPSULATION
668	Magick Image File Format	adRASTERIMAGE
669	Subversion Dump format	adENCAPSULATION
670	Microsoft Virtual Hard Disk format	adENCAPSULATION
671	PowerISO Direct Access Archive format	adENCAPSULATION
672	Debian binary package format	adENCAPSULATION
673	Mozilla XUL Fastload format	adMISC
674	Nastran OP2 format	adCAD
675	CAD Binary Logging Format	adCAD
676	CAD Measurement Data Format	adCAD
677	Abaqus ODB Format	adCAD
678	Vector Open Diagnostic Data Exchange format	adCAD
679	Vector CAD ASCII ASC format	adCAD
680	LS-DYNA State Database format	adCAD
681	LS-DYNA binary output (binout) format	adCAD
682	Microsoft Power BI Desktop format	adANALYTICS
683	Tableau Workbook format	adANALYTICS
684	Tableau Packaged Workbook format	adANALYTICS
685	Tableau Extract format	adANALYTICS
686	Tableau Data Source format	adANALYTICS
687	Tableau Packaged Data Source format	adANALYTICS

Major Formats, continued

Number	Format	File Class
688	Tableau Preferences format	adANALYTICS
689	Tableau Map Source format	adANALYTICS
690	ABAP Source Code	adSOURCECODE
691	AMPL Source Code	adSOURCECODE
692	APL Source Code	adSOURCECODE
693	ASN.1 Source Code	adSOURCECODE
694	ATS Source Code	adSOURCECODE
695	Agda Source Code	adSOURCECODE
696	Alloy Source Code	adSOURCECODE
697	Apex Source Code	adSOURCECODE
698	Arduino Source Code	adSOURCECODE
699	AsciiDoc Source Code	adSOURCECODE
700	AspectJ Source Code	adSOURCECODE
701	Awk Source Code	adSOURCECODE
702	BlitzMax Source Code	adSOURCECODE
703	Bluespec Source Code	adSOURCECODE
704	Brainfuck Source Code	adSOURCECODE
705	Brightscript Source Code	adSOURCECODE
706	CLIPS Source Code	adSOURCECODE
707	CMake Source Code	adSOURCECODE
708	COBOL Source Code	adSOURCECODE
709	CWeb Source Code	adSOURCECODE
710	CartoCSS Source Code	adSOURCECODE
711	Ceylon Source Code	adSOURCECODE
712	Chapel Source Code	adSOURCECODE
713	Clarion Source Code	adSOURCECODE

Major Formats, continued

Number	Format	File Class
714	Clean Source Code	adSOURCECODE
715	Component Pascal Source Code	adSOURCECODE
716	Cool Source Code	adSOURCECODE
717	Coq Source Code	adSOURCECODE
718	Creole Source Code	adSOURCECODE
719	Crystal Source Code	adSOURCECODE
720	Csound Source Code	adSOURCECODE
721	Csound Document Source Code	adSOURCECODE
722	Cuda Source Code	adSOURCECODE
723	D Source Code	adSOURCECODE
724	DIGITAL Command Language Source Code	adSOURCECODE
725	DTrace Source Code	adSOURCECODE
726	Dart Source Code	adSOURCECODE
727	E Source Code	adSOURCECODE
728	ECL Source Code	adSOURCECODE
729	Elm Source Code	adSOURCECODE
730	Emacs Lisp Source Code	adSOURCECODE
731	EmberScript Source Code	adSOURCECODE
732	Fantom Source Code	adSOURCECODE
733	Forth Source Code	adSOURCECODE
734	FreeMarker Source Code	adSOURCECODE
735	Frege Source Code	adSOURCECODE
736	G-code Source Code	adSOURCECODE
737	GAMS Source Code	adSOURCECODE
738	GAP Source Code	adSOURCECODE
739	GDScript Source Code	adSOURCECODE

Major Formats, continued

Number	Format	File Class
740	GLSL Source Code	adSOURCECODE
741	Game Maker Language Source Code	adSOURCECODE
742	Gnuplot Source Code	adSOURCECODE
743	Golo Source Code	adSOURCECODE
744	Gosu Source Code	adSOURCECODE
745	Gradle Source Code	adSOURCECODE
746	GraphQL Source Code	adSOURCECODE
747	Graphviz (DOT) Source Code	adSOURCECODE
748	HLSL Source Code	adSOURCECODE
749	Hack Source Code	adSOURCECODE
750	Haml Source Code	adSOURCECODE
751	Handlebars Source Code	adSOURCECODE
752	Hy Source Code	adSOURCECODE
753	IDL Source Code	adSOURCECODE
754	IGOR Pro Source Code	adSOURCECODE
755	Idris Source Code	adSOURCECODE
756	Inform 7 Source Code	adSOURCECODE
757	Ioke Source Code	adSOURCECODE
758	Isabelle Source Code	adSOURCECODE
759	J Source Code	adSOURCECODE
760	JSONiq Source Code	adSOURCECODE
761	JSX Source Code	adSOURCECODE
762	Jasmin Source Code	adSOURCECODE
763	Jolie Source Code	adSOURCECODE
764	Julia Source Code	adSOURCECODE
765	KiCad Layout Source Code	adSOURCECODE

Major Formats, continued

Number	Format	File Class
766	KiCad Schematic Source Code	adSOURCECODE
767	Kotlin Source Code	adSOURCECODE
768	LFE Source Code	adSOURCECODE
769	LOLCODE Source Code	adSOURCECODE
770	Lasso Source Code	adSOURCECODE
771	Limbo Source Code	adSOURCECODE
772	LiveScript Source Code	adSOURCECODE
773	M Source Code	adSOURCECODE
774	MAXScript Source Code	adSOURCECODE
775	Markdown Source Code	adSOURCECODE
776	Max Source Code	adSOURCECODE
777	Mercury Source Code	adSOURCECODE
778	Modelica Source Code	adSOURCECODE
779	Modula-2 Source Code	adSOURCECODE
780	Monkey Source Code	adSOURCECODE
781	Moocode Source Code	adSOURCECODE
782	NL Source Code	adSOURCECODE
783	NSIS Source Code	adSOURCECODE
784	NetLogo Source Code	adSOURCECODE
785	NewLisp Source Code	adSOURCECODE
786	Nginx Source Code	adSOURCECODE
787	Nix Source Code	adSOURCECODE
788	Nu Source Code	adSOURCECODE
789	OCaml Source Code	adSOURCECODE
790	OpenCL Source Code	adSOURCECODE
791	OpenEdge ABL Source Code	adSOURCECODE

Major Formats, continued

Number	Format	File Class
792	OpenSCAD Source Code	adSOURCECODE
793	Ox Source Code	adSOURCECODE
794	Oxygene Source Code	adSOURCECODE
795	Oz Source Code	adSOURCECODE
796	PAWN Source Code	adSOURCECODE
797	PLpgSQL Source Code	adSOURCECODE
798	Pan Source Code	adSOURCECODE
799	Parrot Assembly Source Code	adSOURCECODE
800	PicoLisp Source Code	adSOURCECODE
801	Pike Source Code	adSOURCECODE
802	Pony Source Code	adSOURCECODE
803	Processing Source Code	adSOURCECODE
804	PureBasic Source Code	adSOURCECODE
805	QMake File	adSOURCECODE
806	RAML Source Code	adSOURCECODE
807	RDoc Source Code	adSOURCECODE
808	REXX Source Code	adSOURCECODE
809	Racket Source Code	adSOURCECODE
810	Ragel Source Code	adSOURCECODE
811	Rascal Source Code	adSOURCECODE
812	Rebol Source Code	adSOURCECODE
813	Red Source Code	adSOURCECODE
814	Ren'Py Source Code	adSOURCECODE
815	RenderScript Source Code	adSOURCECODE
816	Ring Source Code	adSOURCECODE
817	RobotFramework Source Code	adSOURCECODE

Major Formats, continued

Number	Format	File Class
818	SAS Source Code	adSOURCECODE
819	SPARQL Source Code	adSOURCECODE
820	SQL Source Code	adSOURCECODE
821	SQLPL Source Code	adSOURCECODE
822	SaltStack Source Code	adSOURCECODE
823	Scheme Source Code	adSOURCECODE
824	Scilab Source Code	adSOURCECODE
825	Squirrel Source Code	adSOURCECODE
826	Stan Source Code	adSOURCECODE
827	Stata Source Code	adSOURCECODE
828	Stylus Source Code	adSOURCECODE
829	SuperCollider Source Code	adSOURCECODE
830	SystemVerilog Source Code	adSOURCECODE
831	TXL Source Code	adSOURCECODE
832	Turing Source Code	adSOURCECODE
833	Turtle Source Code	adSOURCECODE
834	UrWeb Source Code	adSOURCECODE
835	Vim script File	adSOURCECODE
836	Visual Basic Source Code	adSOURCECODE
837	WebAssembly Source Code	adSOURCECODE
838	WebIDL Source Code	adSOURCECODE
839	X10 Source Code	adSOURCECODE
840	XQuery Source Code	adSOURCECODE
841	Xojo Source Code	adSOURCECODE
842	Xtend Source Code	adSOURCECODE
843	YANG Source Code	adSOURCECODE

Major Formats, continued

Number	Format	File Class
844	Zephir Source Code	adSOURCECODE
845	eC Source Code	adSOURCECODE
846	reStructuredText Source Code	adSOURCECODE
847	xBase Source Code	adSOURCECODE
848	MSI Windows Installer format	adENCAPSULATION
849	Autodesk 3ds Max format	adCAD
850	PhotoDraw MIX image	adRASTERIMAGE
851	Softimage Scene SCN format	adCAD
852	Parasolid ascii XT format	adCAD
853	Parasolid binary XB format	adCAD
854	Initial Graphics Exchange Specification format	adCAD
855	ACE archive format	adENCAPSULATION
856	Grasshopper GHX format	adCAD
857	Microsoft FrontPage macro file format	adWORDPROCESSOR
858	Microsoft AtWork Fax format	adFAXFORMAT
859	Microsoft Image Composer format	adRASTERIMAGE
860	Microsoft Visual InterDev web project items file	adMISC
861	Macromedia Flash FLA Project File OLE format	adWORDPROCESSOR
862	CorelDRAW version X4 onwards	adVECTORGRAPHIC
863	Ogg Daala video format	adMOVIE
864	Ogg BBC Dirac video format	adMOVIE
865	PKCS #7 cryptographic format	adWORDPROCESSOR
866	Time-stamped data format	adENCAPSULATION
867	Sereal data serialization format	adMISC
868	Associated Signature Container Simple format	adENCAPSULATION
869	Associated Signature Container Extended format	adENCAPSULATION

Major Formats, continued

Number	Format	File Class
870	Apple iBooks format	adWORDPROCESSOR
871	PDF Forms Data Format	adWORDPROCESSOR
872	PDF XML Forms Data Format	adWORDPROCESSOR
873	AxCrypt encrypted document	adENCAPSULATION
874	Unix Archive ar format	adENCAPSULATION
875	Berkeley DB btree database format	adDATABASE
876	Berkeley DB hash database format	adDATABASE
877	Berkeley DB log database format	adDATABASE
878	Berkeley DB queue database format	adDATABASE
879	BitTorrent file format	adMISC
880	Google Chrome Extension format	adENCAPSULATION
881	Dalvik Executable dex format	adEXECUTABLE
882	Foxmail email format	adWORDPROCESSOR
883	General Regularly-distributed Information in Binary form GRIB format	adMISC
884	Zstandard compression format	adENCAPSULATION
885	LZ4 compressed file	adENCAPSULATION
886	Microsoft Money format	adSPREADSHEET
887	Network Common Data Form NetCDF format	adMISC
888	SAS 6 Data storage format	adDATABASE
889	SAS Transport File XPORT format	adDATABASE
890	Snappy Framed compression format	adENCAPSULATION
891	Stata Data Format	adDATABASE
892	SPSS Statistics Data File Format	adDATABASE
893	Zoo Compressed Archive Format	adENCAPSULATION
894	ChemDraw CDX format	adMISC

Major Formats, continued

Number	Format	File Class
895	ChemDraw CDXML format	adMISC
896	Better Portable Graphics BPG format	adRASTERIMAGE
897	Apple Icon image format	adRASTERIMAGE
898	National Imagery Transmission Format NITF image	adRASTERIMAGE
899	ERDAS Imagine image format	adRASTERIMAGE
900	Microsoft Office temporary owner file	adMISC
901	Enhanced-AC3 (EAC3) Audio File format	adSOUND
902	Common Object File Format (COFF) relocatable object	adOBJECTMODULE
903	Common Object File Format (COFF) executable	adEXECUTABLE
904	Common Object File Format (COFF) dynamic library	adLIBRARY
905	ELF Core file	adMISC
906	Rational Purify data file	adMISC
907	Kryptel encrypted file	adENCAPSULATION
908	Windows heap or mini core dump file	adMISC
909	Qt Prerendered Font format	adFONT
910	AIX/RISC COFF relocatable object	adOBJECTMODULE
911	AIX/RISC COFF executable	adEXECUTABLE
912	AIX/RISC COFF dynamic library	adLIBRARY
913	HPUX/PA-RISC COFF relocatable object	adOBJECTMODULE
914	HPUX/PA-RISC COFF executable	adEXECUTABLE
915	HPUX/PA-RISC COFF dynamic library	adLIBRARY
916	EBCDIC-encoded XML file	adWORDPROCESSOR
917	MPEG JVT-NAL sequence H264 video	adMOVIE
918	Material Exchange Format audio-video container format	adMOVIE
919	Microsoft Agent Character file	adMOVIE
920	Quicken data file	adMISC

Major Formats, continued

Number	Format	File Class
921	Microsoft Outlook address file	adMISC
922	Microsoft Answer Wizard file	adMISC
923	ADX audio file	adSOUND
924	Microsoft System Deployment Image SDI format	adMISC
925	Free Lossless Image Format (FLIF)	adRASTERIMAGE
926	Digital Picture Exchange (DPX) image format	adRASTERIMAGE
927	Apache Avro binary format	adMISC
928	InstallShield archive (early versions) format	adENCAPSULATION
929	Mac OS-X (Mach-O) executable format	adEXECUTABLE
930	GDSII data format	adMISC
931	Microsoft ActiveMime (mso) documents	adMISC
932	BizInt SmartCharts data format	adMISC
933	Webex advanced network ARF recordings	adMOVIE
934	Webex local WRF recordings	adMOVIE
935	Symantec PGP NetShare encrypted file	adENCAPSULATION
936	Ability Write later versions format	adWORDPROCESSOR
937	Ability Spreadsheet later versions format	adSPREADSHEET
938	Adobe InDesign IDML format	adDESKTOPPUBLSH
939	Executable Java Archive (jar) file	adENCAPSULATION
940	IDOL Server IDX file	adENCAPSULATION
941	Android Package Kit (APK) format	adEXECUTABLE
942	Android Binary XML (compressed by aapt) format	adWORDPROCESSOR
943	Java WAR file format	adENCAPSULATION
944	Java EAR file format	adENCAPSULATION
945	Atom Syndication Format	adWORDPROCESSOR
946	RSS syndication XML format	adWORDPROCESSOR

Major Formats, continued

Number	Format	File Class
947	Synchronized Multimedia Integration Language (SMIL) XML format	adWORDPROCESSOR
948	Extensible Stylesheet Language Transformations (XSLT) format	adWORDPROCESSOR
949	XML Shareable Playlist Format (XSPF)	adWORDPROCESSOR
950	FictionBook e-book XML format	adWORDPROCESSOR
951	Adobe Premiere project format	adMISC
952	RDF/XML format	adWORDPROCESSOR
953	Really Simple Discovery (RSD) XML format	adWORDPROCESSOR
954	Systems Biology Markup Language (SBML) XML format	adWORDPROCESSOR
955	Search/Retrieve via URL (SRU) XML format	adWORDPROCESSOR
956	Speech Synthesis Markup Language (SSML) XML format	adWORDPROCESSOR
957	Pronunciation Lexicon Specification (PLS) XML format	adWORDPROCESSOR
958	Text Encoding Initiative (TEI) XML format	adWORDPROCESSOR
959	Metadata Encoding and Transmission Standard (METS) XML format	adWORDPROCESSOR
960	Metadata Object Description Schema (MODS) XML format	adWORDPROCESSOR
961	Metalink XML format	adWORDPROCESSOR
962	Open eBook (OEBPS) XML format	adWORDPROCESSOR
963	Speech Recognition Grammar Specification (SRGS) XML format	adWORDPROCESSOR
964	SPARQL Query Results XML format	adWORDPROCESSOR
965	Adobe XML Data Package format	adWORDPROCESSOR
966	e-Szigno signed xml document	adWORDPROCESSOR
967	Mozilla XML User Interface Language (XUL) XML format	adWORDPROCESSOR
968	Synchronization Markup Language (SyncML) XML format	adWORDPROCESSOR
969	VoiceXML (VXML) XML format	adWORDPROCESSOR

Major Formats, continued

Number	Format	File Class
970	Texas Instruments CCXML target configuration XML format	adWORDPROCESSOR
971	Lempel-Ziv Finite State Entropy (LZFSE) compression format	adENCAPSULATION
972	Amazon Kindle or Mobipocket eBook format	adWORDPROCESSOR
973	Open Artwork System Interchange Standard (OASIS) format	adMISC
974	Amazon KFX eBook format	adWORDPROCESSOR
975	KTX image format	adRASTERIMAGE
976	GMSH Mesh polygon format	adCAD
977	Collada Digital Asset Exchange (DAE) format	adCAD
978	YIN XML format	adWORDPROCESSOR
979	MPEG audio playlist format	adSOUND
980	Windows Audio playlist format	adSOUND
981	DTS Coherent Acoustics audio format	adSOUND
982	Chemical Markup Language (CML) XML format	adWORDPROCESSOR
983	CrystalMaker chemical format	adMISC
984	Visualization Toolkit VTK XML format	adVECTORGRAPHIC
985	IP Flow Information Export (IPFIX) format	adMISC
986	Portable Font Resource font format	adFONT
987	Machine-Readable Cataloging (MARC21) format	adDATABASE
988	Machine-Readable Cataloging (MARC) XML format	adWORDPROCESSOR
989	Extensible Archive (XAR) format	adENCAPSULATION
990	Symbian installer format	adENCAPSULATION
991	OpenDocument format (OpenOffice 1/StarOffice 6.7) Writer Master document XML	adWORDPROCESSOR
992	ODF Chart	adVECTORGRAPHIC
993	ODF Database	adDATABASE
994	ODF Image	adRASTERIMAGE

Major Formats, continued

Number	Format	File Class
995	ODF Text Master	adWORDPROCESSOR
996	ODF Text Web	adWORDPROCESSOR
997	ODF Chart Template	adVECTORGRAPHIC
998	ODF Formula Template	adWORDPROCESSOR
999	ODF Image Template	adRASTERIMAGE
1000	ODF Chart flat XML format	adVECTORGRAPHIC
1001	ODF Drawing/Graphics flat XML format	adWORDPROCESSOR
1002	ODF Formula flat XML format	adVECTORGRAPHIC
1003	ODF Image flat XML format	adRASTERIMAGE
1004	ODF Presentation flat XML format	adPRESENTATION
1005	ODF Spreadsheet flat XML format	adSPREADSHEET
1006	ODF Text flat XML format	adWORDPROCESSOR
1007	ODF Extension format	adMISC
1008	OpenOffice StarView MetaFile format	adRASTERIMAGE
1009	Broad Band eBook (BBEB) in LRF format	adWORDPROCESSOR
1010	GPG trust database format	adMISC
1011	VICE (Versatile Commodore Emulator) format	adMISC
1012	Portable Game Notation chess format	adWORDPROCESSOR
1013	Doom IWAD/PWAD format	adMISC
1014	Linux Device Tree Blob format	adMISC
1015	Glyph Bitmap Distribution Format	adFONT
1016	PC Screen Font format	adFONT
1017	Java Network Launching Protocol	adWORDPROCESSOR
1018	XAML Browser Application (XBAP) format	adWORDPROCESSOR
1019	Microsoft Office Binder format	adENCAPSULATION
1020	Microsoft Silverlight application (XAP) format	adENCAPSULATION

Major Formats, continued

Number	Format	File Class
1021	StuffIt X (SITX) archive format	adENCAPSULATION
1022	Facility for Interactive Generation of figures (FIG) image format	adVECTORGRAPHIC
1023	XPIInstall Cross-Platform Installer Module (XPI) format	adENCAPSULATION
1024	Extensible Data Format (XDF) XML format	adWORDPROCESSOR
1025	MXML UI markup language XML format	adWORDPROCESSOR
1026	MusicXML format	adENCAPSULATION
1027	Finale audio format	adSOUND
1028	TIBCO Spotfire DXP data format	adANALYTICS
1029	Microsoft Office theme format	adMISC
1030	Adobe AIR application installer package	adENCAPSULATION
1031	Adobe Flash Flex project file format	adENCAPSULATION
1032	FoxPro compiled source format	adLIBRARY
1033	Virtual Studio Technology (VST) preset format	adSOUND
1034	Mischief vector graphics image format	adVECTORGRAPHIC
1035	FreeArc archive format	adENCAPSULATION
1036	Autodesk 3ds format	adCAD
1037	Monkey's Audio format	adSOUND
1038	CALS raster image format	adRASTERIMAGE
1039	Dr Halo raster image PAL file format	adRASTERIMAGE
1040	Nintendo DS DPG video format	adMOVIE
1041	JPEG XR (extended range) image format	adRASTERIMAGE
1042	TCR (Text Compression for Reader) eBook format	adWORDPROCESSOR

File Classes

Attribute Number	Description	File class
0	No file class	AutoDetNoFormat
01	Word processor	adWORDPROCESSOR
02	Spreadsheet	adSPREADSHEET
03	Database	adDATABASE
04	Raster image	adRASTERIMAGE
05	Vector graphic	adVECTORGRAPHIC
06	Presentation	adPRESENTATION
07	Executable	adEXECUTABLE
08	Encapsulation	adENCAPSULATION
09	Sound	adSOUND
10	Desktop publishing	adDESKTOPPUBLSH
11	Outline/planning	adOUTLINE
12	Miscellaneous	adMISC
13	Mixed format	adMIXED
14	Font	adFONT
15	Time scheduling	adSCHEDULE
16	Communications	adCOMMUNICATION
17	Object module	adOBJECTMODULE
18	Library module	adLIBRARY
19	Fax	adFAXFORMAT
20	Movie	adMOVIE
21	Animation	adANIMATION
22	Source Code	adSOURCECODE
23	Computer-Aided Design	adCAD
24	BI and analysis tools	adANALYTICS

Minor Formats

Attribute Number	Minor Format
00	Minor format not defined
01	Standard
02	Book
03	Chart
04	Macro
05	Text
06	Binary
07	PC
08	Windows
09	DOS
10	Macintosh
11	RGB
12	TIFF
13	IFF
14	Experimental
15	Format Information
16	RLE
17	Symbol
18	Old
19	Footnote
20	Style
21	Palette
22	Configuration
23	Activity
24	Resource
25	Calculation

Minor Formats, continued

Attribute Number	Minor Format
26	Glossary
27	Spelling
28	Thesaurus
29	Hyphenation
30	Miscellaneous
31	UNIX
32	VAX
33	Driver
34	Archive

Appendix F: List of Required Files for Redistribution

This section lists the Filter files that can be redistributed in your applications under the licensing agreement. Unless noted, these files are in the directory *install\OS\bin*, where *install* is the path of the Filter installation directory and *OS* is the operating system platform.

NOTE:

On Windows systems, the libraries are .dll files. On UNIX systems, the libraries are .so, .a, or .sl files.

Core Files

The following core files can be redistributed with your application.

File	Description
formats.ini	Initialization file. For more information on this file, see Determine Format Support, on page 202 .
FilterDotNet.*	The .NET API.
filterfordotnet.dll	Required by the .NET API.
KeyView.jar	The Java API. NOTE: This file can be found at the path <i>install/javaapi/KeyView.jar</i> where <i>install</i> is the Filter SDK installation directory.
KeyViewFilter.	Required by the Java API.
kpifcnvt.*	For presentation graphics, converts from one picture format to another.
kpifutil.*	Utility for handling the internal picture interchange format for presentation graphics.
kvfilter_nsl.*	(AIX platforms only.) Alternative Filter API implementation using POSIX standards for starting new processes. See The Filter Process Model, on page 24 .
kvxtract.*	File Extraction API.
kvfilter.*	Filter API.
kvolefio.*	Embedded OLE object writer.
kvutil.*	Internal KeyView utility functions.

File	Description
kvxpgsa.*	Interface between presentation readers and kvfilter. Required to extract metadata from AutoCAD files.
kvxssa.*	Interface between spreadsheet readers and kvfilter.
kvxwpsa.*	Interface between word processing readers and kvfilter.
kvzip.*	Zip writer.
kwad.*	File auto-recognition module.
txtcnv.*	Converter for document token stream.
vcredist\	(Windows platforms only) Microsoft Visual C++ Redistributable Packages. NOTE: This folder can be found in the Filter SDK installation directory.

Support Files

The following support files can be redistributed with your application.

File	Description
datafiles\	(Folder) Required by kvlangdetect
NSFtemplates\	(Folder) Templates used by nsfsr to format Lotus mail notes
7z.*	Required by z7zsr and multiarcsr
bentofio.*	Required by 1123sr and kpprzrdr.
cbmap.map	Character mappings for Adobe Portable Document Format (PDF).
CEBDLL.dll	Required by cebsr
chartbls.ux	Character mappings.
chmdll.*	Required by chmsr.
codeidentifierplugin.*	Required for source code identification
DFECORE.dll	Required by cebsr
Filter.dll	Required by cebsr
kpbmpwrt.*	Required for processing bmp files
kppng.*	Required for ZLIB decompression.

File	Description
kvdecrypt.*	Decryption utility functions
kvlangdetect.*	Utility functions for language and character set detection.
kvxconfig.ini	Contains element extraction settings for XML files.
kvoop.*	Required for out-of-process filtering.
kvthread.*	Required for multithreaded out-of-process filtering.
kv.lic	Contains license information for KeyView products. This file is opened and validated when a KeyView API is used.
langdetecttext.	Required by kvlangdetect.*
libeay32.dll	(Windows platforms only) SSL utility functions used by KeyView mail format readers
libpff.*	Required by pffsr
lib/libstlport.so.1	(Solaris platforms only) Solaris Studio Redistributable
tabledata.dat	Required for table detection
unzipjpg.*	Required for JPEG decompression.
wpmap.*	Extended character mapping for WordPerfect and Corel Presentation.
xmlsh.*	Contains a library of content handlers for each XML file type. Required by the Expat XML parser.

Document Readers

The following readers can be redistributed with your application.

File	Description
ad1sr.*	AD1 Evidence file reader
afsr.*	ASCII reader
aiffsr.*	Audio Interchange Format File (AIFF) reader
asfsr.*	Advanced Systems Format reader
assr.*	Applix Spreadsheet reader
awsr.*	Applix Word reader
b1sr.*	B1 archive reader

File	Description
bkfsr.*	Microsoft Backup File reader
bmpsr.*	Windows bitmap (BMP) reader
bzip2sr.*	Bzip2 reader
cabsr.*	Microsoft Cabinet format reader
cebsr.*	Founder Chinese E-paper Basic reader
chmsr.*	Microsoft Compiled HTML Help reader
csvsr.*	Comma-Separated Values reader
dbfsr.*	dBase Database reader
dbxsr.*	Microsoft Outlook Express DBX reader
dcasr.*	Document Content Architecture/Revisable Form Text (DCA/RFT) reader
dcmsr.*	Digital Imaging and Communications in Medicine (DICOM) reader
difsr.*	Data Interchange Format reader
dmgsr.*	Mac Disk Copy Disk Image File reader
dw4sr.*	DisplayWrite reader
dxlsr.*	Domino XML Language reader
emlsr.*	Microsoft Outlook Express (EML) reader. This is used to filter EML files when the MBX reader is not licensed.
emxsr.*	Legato EMailXtender (EMX) reader
encasesr.*	Expert Witness Compression Format (EnCase) v6 reader
encase2sr.*	Expert Witness Compression Format (EnCase) v7 reader
entsr.*	Microsoft Entourage Database Format reader
epubsr.*	Open Publication Structure eBook reader
foliosr.*	Folio Flat File reader
gifsr.*	Graphics Interchange Format (GIF) reader
gwfssr.*	GroupWise FileSurf reader
h17sr.*	Health level7 reader (metadata only)
htmsr.*	HTML and XHTML reader
hwpsr.*	Hangul 97 reader

File	Description
hwposr.*	Hangul 2002, 2005, 2007 reader
ichatsr.*	Apple iChat Log reader
icssr.*	Microsoft Outlook iCalendar reader
isosr.*	ISO-9660 CD Disc Image Format reader
iwss13sr.*	iWork 13 Numbers reader
iwwp13sr.*	iWork 13 Pages reader
iwwpsr.*	Apple iWork Pages reader
iwsssr.*	Apple iWork Numbers reader
jp2000sr.*	JPEG 2000 metadata reader
jpgsr.*	JPEG metadata reader
jtdsr.*	JustSystems Ichitaro reader
kpagrdr.*	Applix Presentations reader
kpCATrdr.*	CATIA format reader
kpcgmrdr.*	Computer Graphics Metafile reader
kpDWGrdr.*	AutoCAD Drawing format reader
kpDXFrdr.*	AutoCAD Drawing Exchange format reader
kpemfrdr.*	Enhanced Metafile reader
kpGFLrdr.*	Omni Graffle reader
kpgifrdr.*	Graphic Interchange Format (GIF) reader
kpiwpg13rdr.*	iWork 13 keynote reader
kpIWPGrdr.*	Apple iWork Keynote reader
kpjp2000rdr.*	JPEG 2000 reader
kpmssrdr.*	Microsoft Office Drawing Objects (office 97, 2000, and XP) reader
kpnbmprdr.*	Notes Bitmap reader (for embedded images in DXL files)
kpODArdr.*	AutoCAD reader (Windows only)
kpodfrdr.*	Oasis Open Document Format presentation (ODP) reader
kpONErdr.*	Microsoft OneNote reader

File	Description
kpoxdrrdr.*	Open Office XML Diagram Graphics reader.
kpp40rrdr.*	Microsoft PowerPoint PC 4.0 and PowerPoint Mac reader
kpp95rrdr.*	Microsoft PowerPoint 95 reader
kpp97rrdr.*	Microsoft PowerPoint 97 and higher reader
kppctrdr.*	Macintosh Quick Draw Picture (PICT) reader
kppicrrdr.*	Pictor PC Paint (PIC) reader
kpppxrrdr.*	Microsoft PowerPoint XML reader 2007
kpprrdr.*	Lotus Freelance Graphics for Windows V2.0 reader
kpprrdr.*	Lotus Freelance Graphics 96/97/98 reader
kpsddrrdr.*	StarOffice Impress reader
kpsdwrdr.*	Lotus Ami Pro Graphics reader
kpshwrdr.*	Corel Presentations reader
kpugrrdr.*	Unigraphics (UG) NX reader
kpvsd2rrdr.*	Microsoft Visio reader
kpvsdxrrdr.*	Microsoft Visio 2013 reader
kpwg2rrdr.*	WordPerfect Graphics 2 reader
kpwmfrdr.*	Windows Metafile reader
kpwpgrdr.*	WordPerfect Graphics 1 reader
kpXFDLrrdr.*	Extensible Forms Description Language reader
kvgzsr.*	GZIP reader
kvhqxsr.*	BinHex reader
kvzeesr.*	UNIX Compress reader
l123sr.*	Lotus 123 v96/97/98 reader
lasr.*	Lotus AMI Pro reader
l1benn30.dll	Lotus Word Pro support (supported on Windows x86 platform only)
l1tscsn10.dll	Lotus Word Pro support (supported on Windows x86 platform only)
lwpapin.dll	Lotus Word Pro support (supported on Windows x86 platform only)

File	Description
lwppann.dll	Lotus Word Pro support (supported on Windows x86 platform only)
lwpsr.dll	Lotus Word Pro reader (supported on Windows x86 platform only)
lzhsr.*	Microsoft Compression Folder reader
macbinsr.*	MacBinary reader
mbsr.*	Microsoft Word Macintosh reader
mbxsr.*	Mailbox (MBX) and Microsoft Outlook Express (EML) reader ¹
mdbsr.*	Microsoft Access reader
mhtsr.*	MIME HTML reader
mifsr.*	Adobe Maker Interchange reader
misr.*	Microsoft Word 2 reader
mp3sr.*	MP3 reader for metadata extraction reader
mpeg4sr.*	MPEG-4 Audio file reader
mppsр.*	Microsoft Project reader
msgsr.*	Microsoft Outlook (MSG) reader
mspubsr.*	Microsoft Publisher reader
msw6sr.*	Microsoft Works 6 and 2000 reader
mswsr.*	Microsoft Works V1 and 2 reader
multiarcsr	ARJ Reader
mw6sr.*	Microsoft Word 95 reader
mw8sr.*	Microsoft Word 97, 2000, and XP reader
mwsr.*	Microsoft Word for DOS and Microsoft Write reader
mwssr.*	Microsoft Works Spreadsheet reader
mwxsr.*	Microsoft Word 2007 XML reader
nsfsr.*	Lotus Notes database reader 1
oa2sr.*	Fujitsu Oasys reader

¹This reader is an advanced feature and is sold and licensed separately from KeyView Filter SDK. See [License Information, on page 16](#)

File	Description
odfssr.*	Oasis Open Document Format spreadsheets (ODS) reader
odfwpsr.*	Oasis Open Document Format word processing (ODS) reader
olesr.*	Embedded OLE object reader
olmsr.*	Microsoft Outlook for Macintosh reader
onmsr.*	Legato EMailXtender Native Message reader
oo3sr.*	Omni Outliner reader
pdf2sr.*	Alternative Adobe Portable Document Format file (PDF) reader
pdfsr.*	Adobe Portable Document Format file (PDF) reader
pffsr.*	Microsoft Outlook Offline Storage File reader
pngsr.*	Portable Network Graphics (PNG) reader
pstsr.dll	Microsoft Outlook Personal Folders file MAPI-based reader (supported on Windows platform only) ¹
pstnsr.*	Microsoft Outlook Personal Folders file native reader ¹
qpssr.*	Corel Quattro Pro spreadsheet reader
qpwsr.*	Corel Quattro Pro version X4 spreadsheet reader
rarsr.*	RAR Archive reader
riffsr.*	Microsoft WAVE reader
rtfsr.*	Microsoft Rich Text reader
skypesr.*	Skype log file reader
sosr.*	StarOffice/OpenOffice reader
starcsr.*	StarOffice Calc reader
starwsr.*	StarOffice Writer reader
sunadsr.*	Sun Audio Data reader
swfsr.*	Macromedia Flash reader
tarsr.*	Tape archive reader
tifsr.*	TIFF reader (metadata only)
tnefsr.*	Transfer Neutral Encapsulation Format
unihtmsr.*	Unicode HTML reader

File	Description
unisr.*	Unicode reader
unzip.*	Zip file reader
utf8sr.*	UTF-8 reader
uudsr.*	UUEncoding reader
vcfsr.*	Microsoft Outlook vCard Contact reader
vsdsr.*	Microsoft Visio reader
wkssr.*	Lotus 123 v2.0 through 5.0 reader
wosr.*	WordPerfect 5.x reader
wp6sr.*	WordPerfect 6.0 through 10.0 reader
wpmsr.*	WordPerfect for Macintosh reader
xlsbsr.*	Microsoft Office 2007 Excel Binary Format reader
xlssr.*	Microsoft Excel reader
xlsxsr.*	Microsoft Excel 2007 XML reader
xmlsr.*	Generic XML reader
xpssr.*	XML Paper Specification reader
xywsr.*	XYWrite reader
yimsr.*	Yahoo! Instant Messenger reader
z7zsr.*	7-Zip reader

Appendix G: Develop a Custom Reader

This section describes how to develop a reader for a format not supported by KeyView.

• Introduction	259
• How to Write a Custom Reader	260
• Development Tips	270
• Functions	271

Introduction

The Filter SDK enables you to write custom readers for formats not directly supported by KeyView. A reader is required to parse the file format and generate a KeyView token stream, which represents the content and format of the document. Filter can then use this token stream to generate a text version of the original document. The readers interact with a structured access layer and a writer to generate a text file in Filter, an HTML file in HTML Export, an XML file in XML Export, and a near-to-original view of the document in the Viewing SDK.

The complexity of a custom reader depends on the file format used by the source document type. A simple reader extracts only the textual content, but ignores formatting and all other non-textual content. Readers of increasing complexity must address one or more of the following:

- formatting (including fonts, foreground and background colors, paragraph borders and shading, character and paragraph styles)
- tables
- lists
- headers
- footers
- footnotes
- endnotes
- graphics
- bookmarks to internal links
- hyperlinks to external documents or webpages
- other structures, such as a table of contents or index

Even a simple reader might have to parse the following components of a document:

- word processing commands or tags
- encrypted or encoded text
- multiple character sets

- text modified, but retained within the file
- text displayed in an order other than its physical occurrence within the source file

It is very important to fully understand the file specification for the file format used by the document. This is essential in determining how to parse the source file and generate a token stream that accurately and effectively represents the original document.

Within Filter, the custom reader must interact with a structured access layer and the format detection API, which in turn interacts with the top-level API. For a description of the Filter architecture, see [Architectural Overview, on page 19](#).

The custom reader must have a module definition file (*.def) that defines the exported API function calls. In addition, the `formats.ini` file must be modified to identify the custom reader and its associated format detection function.

See the source code for the sample custom reader (`utf8sr`), which parses plain text files encoded in UTF-8. The source code is in the directory `install/samples/utf8sr`, where `install` is the path name of the Filter installation directory.

How to Write a Custom Reader

Two include files define the requirements for a custom reader: `kvcfsr.h` and `kvtoken.h`. The definitions of the KeyView tokens are in `kvtoken.h`. For more information on tokens, see [Token Buffer, on the next page](#). The file `kvcfsr.h` defines two structures: `TPReaderInterface` and `adTPDocInfo`.

The `TPReaderInterface` structure defines the API functions implemented by the custom reader. For basic readers, only the first four functions must be implemented. These functions are called by the structured access layer to parse the source file and generate the token stream.

All readers must be threadsafe. This means that global variables must not be used. To pass information between functions, it is necessary to define a "global" context structure that stores all information required throughout the life of the DLL. The initial parameter of all but one of the `TPReaderInterface` functions is a pointer to a global context structure defined for the custom reader.

The `adTPDocInfo` structure defines the information required for the format detection API, which associates the custom reader with the required file format.

Naming Conventions

Use the following naming conventions for functions and files:

- The initial letters of the custom reader file name should identify the file format being parsed. For example, `pdf` for Adobe PDF files, `rtf` for RTF files, and `xls` for Microsoft Excel files. In the examples in this appendix, this is represented by `xxx`.
- The name of the shared library must end with the letters `sr`.
- The name of the exported functions in the module definition file must be `xxxGetReaderInterface` and `xxxsrAutoDet`.

NOTE:

The letters `sr` are excluded from `xxxGetReaderInterface`, but are included in

```
xxxxsrAutoDet.
```

Basic Steps

The basic steps for developing a custom reader are as follows.

To develop a custom reader

1. Design the global context structure.
2. Write the basic API functions:

- [xxxAllocateContext\(\)](#)
- [xxxInitDoc\(\)](#)
- [xxxFillBuffer\(\)](#)
- [xxxFreeContext\(\)](#)
- [xxxCharSet\(\)](#)
- [xxxxsrAutoDet\(\)](#)

From within the `xxxFillBuffer()` function, it is necessary to call other functions that repeatedly read a chunk of a source file, parse the chunk, and generate a token stream until the entire source file is processed.

3. Map all but the last function to the `TPReaderInterface` structure.
4. Write the module definition file (*.def), exporting the reader interface and format detection functions.
5. Modify the `formats.ini` file to identify the custom reader and its associated format detection function. See [xxxxsrAutoDet\(\)](#), on page 271. For example, the following lines would be added to the `[Formats]` section of the `formats.ini` file for the UTF-8 reader:

```
456.1.0.0=utf8
[CustomFilters]
1=utf8sr
```

Token Buffer

Filter technology parses the native file structure to generate an intermediate stream called a *token buffer*. The token buffer consists of multiple sequences of tokens, which are defined in `kvtoken.h` and listed below.

```
#define KVT_TEXT          0x00 /* PutText() */
#define KVT_PARAINFO      0x01 /* SetParaInfo() */
#define KVT_SETTABS       0x02 /* SetTabs() */
#define KVT_TAB           0x03 /* Tab() */
#define KVT_MODE          0x04 /* SetMode() */
#define KVT_PARASPACE     0x05 /* SetParaSpace() */
#define KVT_ROWDEFN       0x06 /* DefineRow(), EndTable() */
```

```
#define KVT_COLUMNS      0x07 /* StartColumns(), etc. */
#define KVT_CELLSTART    0x08 /* NextCell() */
#define KVT_BITMAP       0x09 /* Reserved for annotations. */
#define KVT_PAGEOBJ      0x0A /* PutHeader(), PrintPage(), etc.*/
#define KVT_NOOP         0x0B /* Just skip a BYTE. */
#define KVT_PAGE_BREAK   0x0C /* PageBreak() */
#define KVT_PARA_BREAK   0x0D /* ParaEnd() */
#define KVT_LINE_BREAK   0x0E /* LineBreak() */
#define KVT_SET_FONT     0x0F /* SetFont() */
#define KVT_PAGE         0x10 /* SetPageInfo() */
#define KVT_HOTSPOT      0x11 /* StartHotSpot() */
#define KVT_LINESPACE    0x12 /* SetLineSpacing() */
#define KVT_COLOR        0x13 /* VESetTextColor(),VESetBkColor()*/
#define KVT_PICTURE      0x14 /* PutPicture() */
#define KVT_CELLMERGE    0x15 /* MergeCells() */
#define KVT_RULE         0x16 /* HorzRule() */
#define KVT_PATTERN      0x17 /* StartPattern(), etc. */
#define KVT_BORDER       0x18 /* StartParaBorder(), etc. */
#define KVT_HEADING      0x19 /* PutParaHeading() */
#define KVT_LISTING      0x1A /* StartList(), etc. */
#define KVT_CHARSET      0x1B /* SetCharSet() */
#define KVT_STYLE        0x1C /* PutCharStyle(), PutParaStyle()*/
#define KVT_BIDI         0x1D /* Set Bidirectional text */
#define KVT_LOCALE       0x1E /* Set locale of a document */
#define KVT_ZONE         0x1F /* StartZone(), EndZone() */
#define KVT_POSITION     0x20 /* SetPosition(), etc. */
#define KVT_AUTOREC      0x21 /* Reserved for Internal Use */
#define KVT_METADATA     0x22 /* Rsserved for Internal Use */
#define KVT_BYTEORDER    0x23 /* SetByteOrder() */
#define KVT_PARASPACEAUTO 0x24 /* SetParaSpaceAuto() */
#define KVT_ATTACH       0x25 /* PutAttachment() */
#define KVT_TOCPrintIMAGE 0x26 /* StartTOCPrintImage(), etc. */
#define KVT_STREAM       0x27 /* PutStream(),Reserved */
#define KVT_REVISIONMARK 0x28 /* StartRevisionMark(),
EndRevisionMark(), SetRMAuthor(), SetRMDateTime() */
#define KVT_DOCXTRINFO   0x29 /* SetDocXtrInfo() */
#define KVT_PCTEMDFT     0x30 /* SetPctEmdFt() */
```

A token is a single-byte identifier that corresponds to attributes in a document. Each token has one or more associated macros that provide detailed information about an attribute. Many of these tokens define components of the document, such as page margins, line indentation, and foreground and background color. Collectively, these are referred to as the *state* of the document. This state changes as the document is parsed.

Macros

Some of the macros are simple while others are complicated. An example of a simple macro is `ParaEnd (pcBuf)` which terminates the current paragraph.

```
#define ParaEnd(pcBuf) \
{ \
    *pcBuf++ = KVT_PARA_BREAK; \
    KVT_PUTINT(pcBuf, KVTSIZE_PARA_BREAK); \
}
```

In Filter SDK, this generates an `0x0d, 0x0a` pair of bytes on a Windows machine. In HTML Export this can generate a `<p style="...">` element, depending on the value of other paragraph attributes.

One of the more complicated macros is `PutPictureEx()`.

```
#define PutPictureEx(pcBuf, lpszKey, cx, cy, flags, \
    scaleHeight, scaleWidth, \
    cropFromL, cropFromT, cropFromR, cropFromB, \
    anchorHorizontal, anchorVertical, offsetX, offsetY) \
{ \
    PutPic(pcBuf, lpszKey, cx, cy, flags, \
    scaleHeight, scaleWidth, \
    cropFromL, cropFromT, cropFromR, cropFromB, \
    anchorHorizontal, anchorVertical, offsetX, offsetY, \
    180, 0, 180, 0, -1, 0, 0, 0, 0) \
}
```

You can generate a representation of the token stream by running `filtertest.exe` with the `-d` command-line option. This stream does not include the tokens generated for headers or footers. The `filtertest.exe` is in the directory `install\samples\utf8\bin`, where `install` is the path name of the Filter installation directory.

Reader Interface

All custom readers use the reader interface defined in `kvcfsr.h`. The members of this structure are:

```
fpAllocateContext()
fpInitDoc()
fpFillBuffer()
fpFreeContext()
fpHotSpothit()
fpGetSummaryInfo()
fpOpenStream()
fpCloseStream()
fpGetURL()
fpGetCharSet()
```

NOTE:

`fpHotSpothit()` and `fpGetURL()` are currently reserved and must be `NULL`.

Function Flow

The structured access layer calls the functions as follows:

1. `fpAllocateContext()` is called and returns a pointer to the global context structure.
2. After further processing within the structured access layer, `fpInitDoc()` is called. This function performs all required initialization for the global context structure and then returns control to the structured access layer.
3. After further processing within the structured access layer, the `fpFillBuffer()` function is called repeatedly until the document is completely parsed.
4. Finally, `fpFreeContext()` is called. This function frees all memory allocated within the custom reader and then returns control to the structured access layer.

Related Topics

- [Functions, on page 271](#)

Example Development of `fffFillBuffer()`

The following is an example of how the `fpFillBuffer()` function in `foliosr` could be developed. The example demonstrates how the code changes as limitations of the implementation are identified. With each implementation, code revisions are shown in bold.

Implementation 1—`fpFillBuffer()` Function

```
/******  
*Function: fffFillBuffer()  
*Summary: Read fff input from stream and parse into kvtoken.h codes  
*****/  
int pascal _export fffFillBuffer(  
    void      *pCFContext,  
    BYTE      *pcBuf,  
    UINT      *pnBufOut,  
    int       *pnPercentDone,  
    UINT      cbBufOutMax )  
{  
    BOOL bRetVal;  
    TPfffGlobals *pContext = (TPfffGlobals *)pCFContext;  
    pContext->pcBufOut = pcBuf;  
    fffReadSourceFile(pContext);  
    bRetVal = fffProcessBuffer(pContext, pcBuf);  
    *pnPercentDone = (int)(pContext->unTotalBytesProcessed *  
        (UINT)100 / pContext->unFileSize);  
    *pnBufOut = (UINT)(pContext->pcBufOut - pcBuf);  
    return (bRetVal ? KVERR_Success : KVERR_General);  
}
```

The parameters in `fffFillBuffer()` are as follows:

Parameter	In/Out	Description
pCFContext	In	A pointer to the context structure of the custom reader.
pcBuf	In/Out	A pointer to the token output buffer.
pnBufOut	Out	A pointer to the number of bytes written to the output buffer.
pnPercentDone	Out	A pointer to the percentage complete.
cbBufOutMax	In	The maximum number of bytes that the token output buffer can hold.

Structure of Implementation 1

1. The local variable `pContext` is set to the address of the `pCFContext` void pointer, cast to a pointer to the global context structure for the reader. This provides access to all members of this structure.
2. After setting the `pContext` variable, a call is made to read the source file.
3. Next, a call is made to `fffProcessBuffer()`. The second parameter in the call is a pointer to the token output buffer. If this call fails, usually because of memory allocation errors, it returns `FALSE`.
4. The percentage complete is calculated.
5. The number of `BYTES` written to the token output buffer is calculated. This is based on the value of `pContext->pcBufOut`, which is increased each time a token is written to the buffer.
6. The function returns to the structured access layer.
7. Subsequent calls to `fffFillBuffer()` are made by the structured access layer until the percentage complete is 100.

Problems with Implementation 1

- There is a limit to the size of the token output buffer, typically 4 KB. If `fffProcessBuffer()` generates a token stream larger than this, there is a memory overflow. If `fffProcessBuffer()` generates a small token stream and the entire file has not been read, the output token buffer is underutilized.
- It might not be possible to process the entire input buffer from the source file because of boundary conditions. An example of a "boundary condition" is when the input buffer terminates part way through a control sequence in the original document. Another file read operation is required before the complete control sequence can be parsed.
- This function might be interrupted by other calls from the structured access layer to process headers, footers, footnotes, and endnotes, or to retrieve the document summary information. This can cause values of variables in the global context to change, and the source file to be repositioned.

Implementation 2—Processing a Large Token Stream

Implementation 2 addresses the problem of processing a token stream that is larger than the output buffer size limit.

```

/*****
* Function:   fffFillBuffer()
* Summary:    Read fff input from stream and parse into kvtoken.h codes
*****/
int pascal _export fffFillBuffer(
    void      *pCfContext,
    BYTE      *pcBuf,
    UINT      *pnBufOut,
    int       *pnPercentDone,
    UINT      cbBufOutMax )
{
    BOOL bRetVal = TRUE;
    TPfffGlobals *pContext = (TPfffGlobals *)pCfContext;
    pContext->pcBufOut = pcBuf;
    pContext->cbBufOutMax = 9 * cbBufOutMax / 10; /* Process the portion of the
    fff file that is in the input buffer but do * not return from the fffFillBuffer()
    function unless the output buffer is * at least 90% full. If any of the memory
    allocations fail during the * execution of fffProcessBuffer(), bRetVal will be
    set to FALSE, resulting * in this conversion failing "gracefully".
        */
    do
    {
        if( pContext->bBufOutFull )
        {
            pContext->bBufOutFull = FALSE;
        }
        else
        {
            fffReadSourceFile(pContext);
        }
        bRetVal = fffProcessBuffer(pContext, pcBuf);
        *pnPercentDone = (int)(pContext->unTotalBytesProcessed *
            (UINT)100 / pContext->unFileSize);
    }while( bRetVal && !pContext->bBufOutFull && *pnPercentDone < 100 );
    *pnBufOut = (UINT)(pContext->pcBufOut - pcBuf);
    return (bRetVal ? KVERR_Success : KVERR_General);
}

```

Structure of Implementation 2

1. cbBufOutMax is used to set pContext->cbBufOutMax. This is used in fffProcessBuffer() to monitor how full the token output buffer becomes as the source file is processed.
2. When the source file input buffer has been processed, fffProcessBuffer() returns, and the percentage complete is calculated.

3. If the token output buffer is not filled to a value greater than `pContext->cbBufOutMax`, `pContext->bBufOutFull` remains set to `FALSE`, and if the percentage complete is less than 100, the `do-while` loop is re-entered without returning from this function to the structured access layer. There is another call to `fffReadSourceFile()`, followed by `fffProcessBuffer()`.
4. When the token output buffer is filled to a value greater than `pContext->cbBufOutMax`, `pContext->bBufOutFull` is set to `TRUE`. In this case, the `do-while` loop ends, the number of bytes written to the token output buffer is calculated, and control returns to the structured access layer.
5. The structured access layer continues to make calls to `fffFillBuffer()` until the entire source file is processed.
6. Each time the structured access layer calls `fffFillBuffer()`, another empty token output buffer is provided for the custom reader to use.
7. If the previous call to `fffFillBuffer()` exited because the previous token output buffer exceeded allowable capacity, `pContext->bBufOutFull` is reset to `FALSE` and no call is made to read the next buffer from the input source file.

Problems with Implementation 2

- It might not be possible to process the entire input buffer from the source file because of boundary conditions.
- This function might be interrupted by other calls from the structured access layer to process headers, footers, footnotes, or endnotes, or to retrieve the document summary information. This can cause values of variables in the global context to change, and the source file to be repositioned.

Boundary Conditions

A boundary condition can result from many situations arising from input file processing. For example, the input buffer might end with an incomplete command. In Folio flat files, this could be an incomplete element. In other word processing documents, a boundary condition might result from an incomplete control sequence, a split double-byte character, or a partial UTF-7 or UTF-8 sequence. These can be handled jointly by `fffProcessBuffer()`, which must detect the boundary condition, and `fffReadSourceFile()`.

The following example shows partial code used in `fffReadSourceFile()`:

```
/* *****  
 *  
 * Function:    fffReadSourceFile()  
 *  
 * ***** */  
int pascal fffReadSourceFile(TPfffGlobals *pContext)  
{  
    int nBytes;  
    /* Transfer remaining data to beginning of buffer prior to next read */  
    if( pContext->nResidualBytes )  
    {  
        memcpy(pContext->cInputBuf, pContext->pcBufIn, pContext->nResidualBytes);  
    }  
}
```

```

/* Read from file, without over-writing any text from the previous buffer */
nBytes = (*pContext->pIO->kwReadFunc)(pContext->pIO,
    pContext->cInputBuf + pContext->nResidualBytes,
    BUFFERSIZE - pContext->nResidualBytes);
/* Update input buffer control parameters */
pContext->unTotalBytesRead += (UINT)nBytes;
pContext->pcBufIn = pContext->cInputBuf;
pContext->pcBufInMax = pContext->pcBufIn + pContext->nResidualBytes + nBytes;
pContext->nResidualBytes = 0;
return nBytes;
}

```

If `fffProcessBuffer()` is unable to process the entire input source file buffer, it sets the value for `pContext->nResidualBytes`. When the next call to `fffReadSourceFile()` is made, any residual bytes are copied to the beginning of the input source file buffer, and the number of bytes to be read is reduced to make sure that this buffer does not overflow.

A good way to test the code for boundary conditions is to vary the size of `BUFFERSIZE` and make sure that the results remain consistent.

NOTE:

With `ReadSourceFile()`, the source file can be read by calls to retrieve header or footer information. If this occurs, the value for `pContext->unTotalBytesRead` is incorrect.

Implementation 3—Interrupting Structured Access Layer Calls

Implementation 3 addresses the problem of boundary conditions and interrupting calls from the structured access layer.

```

/*****
* Function:   fffFillBuffer()
* Summary:    Read fff input from stream and parse into kvtoken.h codes
*****/
int pascal _export fffFillBuffer(
    void      *pCFContext,
    BYTE      *pcBuf,
    UINT      *pnBufOut,
    int       *pnPercentDone,
    UINT      cbBufOutMax )
{
    double dTotalBytesProcessed, dFileSize;
    BOOL bRetVal = TRUE;
    TPfffGlobals *pContext = (TPfffGlobals *)pCFContext;
    pContext->pcBufOut = pcBuf;
    pContext->cbBufOutMax = 9 * cbBufOutMax / 10;
    /* Process the portion of the fff file that is in the input buffer but do
    * not return from the fffFillBuffer() function unless the output buffer is
    * at least 90% full. If any of the memory allocations fail during the
    * execution of fffProcessBuffer(), bRetVal will be set to FALSE, resulting
    * in this conversion failing "gracefully". */

```

```
do
{
    if( pContext->bBufOutFull )
    {
        pContext->bBufOutFull = FALSE;
    }
    else
    {
        fffReadSourceFile(pContext);
    }
    bRetVal = fffProcessBuffer(pContext, pcBuf);
    if( pContext->bHeaderCompleted )

{
    *pnPercentDone = 100;
    pContext->bHeaderCompleted = FALSE;
}
    else if( pContext->bFooterCompleted )

{
    *pnPercentDone = 100;
    pContext->bFooterCompleted = FALSE;
}
    else

{
        if( pContext->unTotalBytesProcessed >= pContext->unFileSize )
        {
            *pnPercentDone = 100;
        }
        else if( pContext->unFileSize < FFF_MAX_ULONG )
        {
            *pnPercentDone = (int)(pContext->unTotalBytesProcessed *
(UINT)100 / pContext->unFileSize);
        }
        else

{
            dTotalBytesProcessed = pContext->unTotalBytesProcessed;
            dFileSize = pContext->unFileSize;
            *pnPercentDone = (int)(dTotalBytesProcessed * 100 / dFileSize);
        }
    }
}while( bRetVal && !pContext->bBufOutFull && *pnPercentDone < 100 );
*pnBufOut = (UINT)(pContext->pcBufOut - pcBuf);
return (bRetVal ? KVERR_Success : KVERR_General);
}
```

Structure of Implementation 3

- The most significant change in Implementation 3 is the addition of the code that checks whether the processing of the header or footer is complete. The variables for `pContext->bHeaderCompleted` and `pContext->bFooterCompleted` are set to `TRUE` in `fffProcessBuffer()` when a header or footer is processed and the end of that portion of the document is reached.
- The other piece of code added in Implementation 3 is unique to `foliosr`. Folio files can be 50 MB or larger. Therefore, an unsigned integer is too small to accurately calculate the percentage complete. If the file size exceeds `FFF_MAX_ULONG`, which is defined as `(UINT)(0xFFFFFFFF / 0x64)`, the doubles are used for that calculation.
- Prior to returning, the token output buffer is as full as possible and never overflows. The minimum number of calls is made.

Development Tips

- Avoid unnecessary initialization.

The context variable is allocated in `fpAllocateContext()`. This structure must be immediately `memset()` to zero. This sets all `BOOL` values to `FALSE`, all pointers to `NULL`, and all integers to 0. Only non-zero, non-`NULL` and `BOOL`s that must be `TRUE` need to be initialized. This is best done in `fpInitDoc()`.

- Know where you are in the input source file.

If you are processing headers, footers, notes, or (in the case of `rtfsr`) tables, you must be able to reposition the file pointer as required.

- Check buffer boundaries continuously.

Whenever you advance through the buffer, you need to know whether there is enough of the input stream to completely process the current command. If not, you need to append the next section of the input file before continuing.

- Strive for a "clean" token stream.

Use `filtertest` with the `-d` command-line option to generate a *token* version of the document. If there are redundant tokens, the reader is producing an inefficient token stream. You can keep the token stream free from redundancies by storing the state of the document and then applying the changes only when content is encountered. Content can be text, tabs, or picture objects. The `filtertest.exe` is in the directory `install\samples\utf8\bin`, where `install` is the path name of the Filter installation directory.

- Avoid large `switch()` statements whenever possible. They make both development and debugging more complicated than necessary. If there is a fixed set of commands, consider using a hash table that enables you to quickly identify a pointer to the function that handles that command.
- Filtering document metadata is a separate process.

Remember that `fpGetSummaryInfo()` is a completely separate process from the rest of your code. It creates its own context variable structure. It does not have to call `fpFillBuffer()`.

- Use caution when processing headers, footers, and notes.

If you need to process these items, the structured access layer calls `fpOpenStream()` and `fpCloseStream()`. It is critical that you save the state of your document and the file pointer position prior to returning from `fpOpenStream()`. Prior to returning from `fpCloseStream()`, you must restore the file pointer and the previous state of your document.

- Test your code.

The structured access layer for each SDK is unique. Test your code in Filter SDK, Export SDK, and Viewing SDK.

Functions

This section describes the functions used by custom readers to manage the source file and generate token streams required to convert a document.

xxxxsrAutoDetO

This function analyzes the source document and determines whether the detected file format requires the custom reader. It is called only when the `[CustomFilters]` section of the `formats.ini` file contains an entry identifying the complete file name of the custom reader. For more information on the `formats.ini` file, see [File Format Detection, on page 202](#).

Syntax

```
Bool pascal _export xxxxsrAutoDet(  
    adTPDocInfo    *pTPDocInfo,  
    KPTPIOobj      *pIO)
```

Arguments

`pTPDocInfo` A pointer to the `adTPDocInfo` structure provided by the structured access layer.

`pIO` A pointer to the I/O stream object for the document processed.

Returns

- TRUE if the file format matches that of the custom reader.
- FALSE if the file format does not match that of the custom reader.

Discussion

- Typically, only the first 1 KB of the file is read into a buffer and analyzed to determine if it matches the file format of the custom reader. If a match is determined, the following four members of the `adTPDocInfo` structure must be assigned before returning TRUE:

<code>adClass</code>	Must be set to 1.
<code>adFormat</code>	A numerical value assigned to this reader in the <code>[Formats]</code> section of the <code>formats.ini</code> file.
<code>descStr</code>	A string describing the file format.
<code>mMnmemStr</code>	The initial part of the custom reader file name with the "sr" excluded.

- If the return value is `TRUE`, the custom reader is used to parse the file and generate the token stream.
- If the return value is `FALSE`, all other readers in the `[CustomFilters]` section of the `formats.ini` file are tried. If no match is found, the file detection process continues checking for the formats supported by Filter SDK.
- The entry in the `[Formats]` section of the `formats.ini` file should be of the form `aaa.bbb.ccc.ddd`, where `aaa` is the value used for the `adFormat` parameter, `bbb` is the value of the file class, `ccc` is the value of the minor format, and `ddd` is the value of the major version.

xxxAllocateContext()

This function allocates a global memory block for a data context. A handle to this memory is returned to the structured access layer. The structured access layer passes this handle back to all reader entry points.

Syntax

```
void * pascal _export xxxAllocateContext(
    void                *pSALContext,
    LPARAM (pascal *fp)(void *,
    UINT                LPARAM),
    Bool                *pbOpenDoc,
    TPVAPIServices      *pVapi,
    DWORD               dwFlags)
```

Arguments

<code>pSALContext</code>	A pointer to the global data context structure of the structured access layer.
<code>fp</code>	A pointer to a structure of callback functions supported by the structured access layer.
<code>pbOpenDoc</code>	You must set this <code>BOOL</code> value to <code>TRUE</code> if the allocation of memory for the global data context structure is successful.
<code>pVapi</code>	A pointer to a structure providing memory management and character conversion functions. Because this functionality is proprietary to Micro Focus, <code>TPVAPIServices</code> is redefined as <code>void</code> in <code>kvcfsr.h</code> .
<code>dwFlags</code>	Run-time flags controlled by the structured access layer.

Returns

- Upon success, a pointer to the global data context structure for the custom reader. This pointer is passed back to all other custom reader entry points.
- Upon error, a NULL pointer. This causes the structured access layer to shut down the process.

Discussion

The global context structure should be `memset()` to zero in this function.

xxxFreeContext()

This function terminates an instance of the custom reader.

Syntax

```
int pascal _export xxxFreeContext(void *pCFContext)
```

Arguments

`pCFContext` A pointer to the global context structure for the custom reader.

Returns

- Upon success, `KVERR_Success`.
- Upon error, a non-zero error code.

Discussion

All memory that still remains allocated within the custom reader must be freed within this function.

xxxInitDoc()

This function initializes non-zero, non-null members of `pContext`.

Syntax

```
int pascal _export xxxInitDoc(  
    void          *pCFContext,  
    adDocDesc     *pAutoInfo,  
    long          lcbFileSize,  
    KPTPIOobj     *pIO )
```

Arguments

<code>pCFContext</code>	A pointer to the global context structure for the custom reader.
<code>pAutoInfo</code>	A pointer to an <code>adDocDesc</code> structure defined in <code>kwautdef</code> .
<code>lcbFileSize</code>	The length of the source file in bytes.
<code>pIo</code>	A pointer to a <code>KPTPIOobj</code> structure defined in <code>kvioobj.h</code> .

Returns

- Upon success, `KVERR_Success`.
- Upon error, a non-zero error code. This causes the structured access layer to shut down the process.

Discussion

- For custom readers, the `pAutoInfo` variable can be ignored.
- If the structured access layer has determined the length of the source file, that value is provided by the `lcbFileSize` parameter. If it is zero, the file size must be determined in this function.
- The pointer `pIO` provides access to file management functions defined in `kvioobj.h`.
- In this function, all non-zero, non-NULL members of the global context structure should be initialized.

xxxFillBuffer()

This function controls parsing of the source file and generation of tokens defined in `kvtoken.h`.

Syntax

```
int  pascal _export xxxFillBuffer(  
    void      *pCFContext,  
    BYTE      *pcBuf,  
    UINT      *pnBufOut,  
    int       *pnPercentDone,  
    UINT      cbBufOutMax)
```

Arguments

<code>pCFContext</code>	A pointer to the global context structure for the custom reader.
<code>pcBuf</code>	A pointer to a memory buffer to which the tokens are written.
<code>pnBufOut</code>	A pointer to a variable that specifies the actual number of bytes written to the token

buffer.

pnPercentDone A pointer to a variable that specifies the percentage completed of the file parsing.

cbBufOutMax A pointer to a variable that specifies the maximum number of bytes written to the token buffer.

Returns

- Upon success, `KVERR_Success`.
- Upon error, a non-zero error code. This causes the structured access layer to shut down the process.

Discussion

- Calls are made to read and parse the source file within this function.
- This function is called repeatedly by the structured access layer until either the return value is `FALSE` or the percentage complete is 100.
- The actual number of bytes written to the token buffer must not exceed the value of `cbBufOutMax`.

xxxGetSummaryInfo()

This function is required to extract document summary information.

Syntax

```
int  pascal _export xxxGetSummaryInfo(  
    void          *pCfContext,  
    KVSummaryInfoEx *pInfo,  
    BOOL          bFreeInfo)
```

Arguments

pCfContext A pointer to the global context structure for the custom reader.

pInfo A pointer to a `KVSummaryInfoEx` structure defined in `kvtypes.h`.

bFreeInfo A `BOOL` value indicating whether to free memory allocated for summary information.

Returns

- Upon success, `KVERR_Success`.
- Upon error, a non-zero error code.

Discussion

This function uses an instance of the global context structure that is different from the one used by all other reader interface functions.

This function can call the same functions used by `xxxFillBuffer()` or can be completely independent.

For more information, see [Extract Metadata, on page 58](#).

xxxOpenStream()

This function is required when initiating processing of peripheral elements such as document headers, footers, footnotes, and endnotes.

Syntax

```
int pascal _export xxxOpenStream(  
    void      *pCfContext,  
    int       type,  
    int       nOrdinal)
```

Arguments

- | | |
|-------------------------|---|
| <code>pCfContext</code> | A pointer to the global context structure for the custom reader. |
| <code>type</code> | An integer identifying a specific header, footer, footnote, or endnote. Options are defined in <code>kvcfsr.h</code> . |
| <code>nOrdinal</code> | An integer identifying a specific header, footer, footnote, or endnote. See the associated macros in <code>kvtoken.h</code> . |

Returns

- Upon success, `KVERR_Success`.
- Upon error, a non-zero error code.

Discussion

A call to this function results in a call to `xxxFillBuffer()`. The function `xxxFillBuffer()` provides a new empty output buffer and a new token stream input buffer to process the alternate stream for peripheral elements. In this alternate stream, paragraph and character style properties are likely different from the main body. Therefore, as the document is parsed, the existing values from the main body must be saved. When the processing of the alternate stream is completed and processing of the main body resumes, these values must be restored in `xxxCloseStream()`.

xxxCloseStream()

This function is required when terminating processing for document headers, footers, footnotes, and endnotes.

Syntax

```
int pascal _export xxxCloseStream(  
    void      *pCFContext,  
    int       type)
```

Arguments

pCFContext A pointer to the global context structure for the custom reader.

type An integer identifying a specific header, footer, footnote, or endnote. Options are defined in `kvcfsr.h`.

Returns

- Upon success, `KVERR_Success`.
- Upon error, a non-zero error code.

Discussion

Prior to exiting this function, the previously saved values in the global context structure must be restored. This ensures that processing of the main body resumes with the correct document state.

xxxCharSet()

This function identifies the character encoding used within the source document.

Syntax

```
KVCharSet pascal _export xxxCharSet(  
    void      *pCFContext,  
    BOOL      *bMSBLSB)
```

Arguments

pCFContext A pointer to the global context structure for the custom reader.

bMSBLSB The `BOOL` value required for Unicode text. Set this argument to `TRUE` for Big Endian and `FALSE` for Little Endian.

Returns

One of the enumerated values defined in the `KVCharSet` structure of `kvtypes.h`.

Discussion

If the custom reader can determine the character encoding of the document, the corresponding enumerated value is returned. If the character encoding cannot be determined, `KVCS_UNKNOWN` is returned.

Appendix H: Password Protected Files

This section lists supported password-protected container and non-container files and describes how to open them.

- [Supported Password Protected File Types](#)279
- [Open Password Protected Container Files](#)280
- [Filter Password Protected Files](#)280

Supported Password Protected File Types

The following table lists the password-protected file types that KeyView supports.

Key to support table

Symbol	Description
Y	Format is supported.
N	Format is not supported.
S	Support for viewing subfiles.
V	Support for viewing content.
P	Password required.
C	Password and certificate or User ID file required.

Supported password-protected file types

File Type	Version	Filter	Export	Extract	View	Credentials
PST (Windows)	n/a	N	N	Y	S	P
PST (non-Windows) ¹	n/a	N	N	Y	S	N
ZIP	n/a	N	N	Y	S	P
7-Zip	n/a	N	N	Y	S	P
RAR	n/a	N	N	Y	S	P
SMIME in MSG, EML, MBX	n/a	N	N	Y	N	C

¹The native PST reader, `pstnsr`, does not require credentials to open password-protected PST files that use compressible encryption.

Supported password-protected file types, continued

File Type	Version	Filter	Export	Extract	View	Credentials
Lotus Notes NSF	n/a	N	N	Y	N	C
Adobe PDF	n/a	Y	Y	Y	V	P
Microsoft Office	97-2003 2007 2010	Y	Y	Y	V	P

Open Password Protected Container Files

This section describes how to extract password-protected container files by using the .NET API. The following guidelines apply to specific file types.

- **Lotus Notes NSF files.** If you are running a Notes client with an active user connected to a Domino server, you must specify the user's password as a credential regardless of whether the NSF files you are opening are protected. This enables KeyView to access the Notes client and the Lotus Notes API. If the Notes client is not running with an active user, KeyView does not require credentials to access the client.
- **PST files.** To open password-protected PST files that use high encryption (Microsoft Outlook 2003 only), you must use the MAPI-based PST reader (*pstsr*). The native PST reader (*pstnsr*) returns the error message *KVERR_PasswordProtected* if a PST is encrypted with high encryption.

To open container files

- Set the credential information to an *ExtractOpenDocConfig* object, and pass it to the *ExtractOpenDocument* method. For example:

```
odconfig = new ExtractOpenDocConfig();  
odconfig.Password = m_password;  
extContextID = m_objFilter.ExtractOpenDocument(inFile, odconfig);
```

Filter Password Protected Files

This section describes how to filter password-protected non-container files with the .NET API.

To filter password-protected files

- Use the *Password* property of the *Filter* class. Use the default *Filter()* constructor. For example:

```
objFilter = new Filter();  
objFilter.Password = pwd;
```

where *pwd* is a password of 255 or fewer characters.

Send documentation feedback

If you have comments about this document, you can [contact the documentation team](#) by email. If an email client is configured on this system, click the link above and an email window opens with the following information in the subject line:

Feedback on Filter SDK .NET Programming Guide (Micro Focus KeyView 12.1)

Add your feedback to the email and click **Send**.

If no email client is available, copy the information above to a new message in a web mail client, and send your feedback to swpdl.idoldocsfeedback@microfocus.com.

We appreciate your feedback!