



# Micro Focus Enterprise Test Server 10.0

Release Notes

**Micro Focus**  
**The Lawn**  
**22-30 Old Bath Road**  
**Newbury, Berkshire RG14 1QN**  
**UK**  
<http://www.microfocus.com>

© Copyright 2024 Micro Focus or one of its affiliates.

**MICRO FOCUS**, the Micro Focus logo and Enterprise Developer are trademarks or registered trademarks of Micro Focus or one of its affiliates.

All other marks are the property of their respective owners.

2024-07-12

# Contents

<b>Enterprise Test Server 10.0 Release Notes</b>	<b>4</b>
<b>What's New</b>	<b>6</b>
Rocket COBOL and Enterprise Extensions for Visual Studio Code	6
.NET Support	7
Data Tools	7
Enterprise Server	7
Enterprise Server Common Web Administration (ESCWA)	8
Enterprise Server Security	8
IMS Support	9
Licensing Changes	9
Mainframe Access	9
Terminal Emulation	9
<b>Significant Changes in Behavior or Usage</b>	<b>11</b>
<b>Known Issues</b>	<b>20</b>
<b>Resolved Issues</b>	<b>21</b>
<b>Other Issues Resolved in This Release</b>	<b>59</b>
<b>Unsupported or Deprecated Functionality</b>	<b>60</b>
<b>Additional Software Requirements</b>	<b>61</b>
<b>Installation</b>	<b>62</b>
Before Installing	62
Downloading the Product	62
System Requirements	62
Installation Restrictions and Requirements	63
Product Co-Existence	64
Basic Installation	64
Installing	64
Advanced Installation Tasks	64
Installing as an Upgrade	65
Licensing Coexistence when Upgrading to Release 10.0	65
Enterprise Test Server Installation Options	67
After Installing	67
Enterprise Server Security Considerations	68
Repairing	70
Uninstalling	70
<b>Licensing Information</b>	<b>71</b>
To start Micro Focus License Administration	71
Installing licenses	71
Applying your license file	72
To obtain more licenses	72
<b>Updates and OpenText Support for Micro Focus Products</b>	<b>73</b>
Further Information and OpenText Support for Micro Focus Products	73
Information We Need	74
Creating Debug Files	74
<b>Copyright and Disclaimer</b>	<b>75</b>

# Enterprise Test Server 10.0 Release Notes

These release notes contain information that might not appear in the Help. Read them in their entirety before you install the product.



## Note:

- This document contains a number of links to external Web sites. Micro Focus cannot be responsible for the contents of the Web site or for the contents of any site to which it might link. Web sites by their nature can change very rapidly and although we try to keep our links up-to-date, we cannot guarantee that they will always work as expected.
- Check the *Product Documentation* section of the [OpenText Support and Services Documentation Web site for Micro Focus products](#) for any documentation updates.

## Product Overview

Enterprise Test Server is a test execution environment that allows you to test mainframe applications on a low cost Windows platform. You can use variables or the tilde syntax to relieve the mainframe test bottleneck by allowing you to perform a substantial part of your application testing on Windows prior to moving the application back to the mainframe for final pre-production testing and deployment.

Enterprise Test Server supports IBM COBOL, High Level Assembler, CICS, IMS TM and DB, JCL, DB2, and z/OS file formats. It also supports common batch utilities such as SORT. This means that applications running under Enterprise Test Server behave just as they would on the mainframe, so you can perform a wide variety of pre-production testing activities on low-cost hardware rather than on the mainframe.

To configure Enterprise Test Server your development administrator will work with the development teams to set up the Enterprise Test Server environment on your central Windows test server, as follows:

1. Micro Focus Enterprise Developer is used to recompile application source code for execution on Windows.
2. Test data sets or databases are made available either locally or on the mainframe through remote access.
3. Development and test teams are trained to ensure that they understand how to test applications within the Enterprise Test Server environment and to switch between the different test regions it supports.

Enterprise Test Server comes in the following product variants:

- Enterprise Test Server, which is the standard Test Server product and is a mainframe Test Execution environment.
- Enterprise Test Server Premium, which also provides Test Automator. Use Test Automator to automate testing by creating automated test suites you can play back against Enterprise Test Server or against the host.

## Upgrading from earlier Micro Focus products

This version of your product is dependent on a later version of the Microsoft C run-time system than earlier Micro Focus products. This means that COBOL executables (.exe) built with a version earlier than 4.0 might not be compatible with the current version of the run-time products. If the behavior of your application changes with the current version, we strongly recommend that you relink the main executable with the current version. This will ensure that the COBOL run-time system fully handles any run-time error conditions that might occur.

A new executable that is fully compatible with the current version can be produced without recompiling the application, as long as the original object code is available and it is relinked with the current version.

To allow your executables to benefit from the product's latest programming and performance enhancements, we recommend a full recompilation of your source code.

# What's New

This *What's New?* document covers some of the new features and functions in the latest release of the Micro Focus Enterprise Product Suite. Updates apply to the following products:

- **Micro Focus Enterprise Developer** which provides a contemporary development suite for developing and maintaining mainframe applications, whether the target deployment is on or off the mainframe.
- **Micro Focus Enterprise Test Server** which provides a comprehensive test platform that takes advantage of low cost processing power on Windows environments, to supply scalable capacity for testing z/OS applications without consuming z/OS resources.
- **Micro Focus Enterprise Server** which provides the execution environment to deploy fit-for-purpose mainframe workload on Linux, UNIX and Windows (LUW) environments on IBM LinuxONE (IFLs), standalone servers, virtual servers, or the Cloud.
- **Micro Focus Enterprise Server for .NET** which provides the execution and modernization platform to deploy fit-for-purpose mainframe workload on a scale-out .NET infrastructure and the Azure Cloud.

This document helps you to quickly understand the new capabilities within the 10.0 release.

Enhancements are available in the following areas:

- [Rocket COBOL Extensions for Visual Studio Code](#)
- [.NET Support](#)
- [Data Tools](#)
- [Enterprise Server](#)
- [Enterprise Server Common Web Administration \(ESCWA\)](#)
- [Enterprise Server Security](#)
- [IMS Support](#)
- [Licensing Changes](#)
- [Mainframe Access](#)
- [Terminal Emulation](#)

## Rocket COBOL and Enterprise Extensions for Visual Studio Code

[Back to Top](#)

The Micro Focus COBOL and Enterprise extensions for Visual Studio Code have been repackaged by Rocket Software on the Microsoft Visual Studio Marketplace.

- The Rocket COBOL extension for Visual Studio Code (formerly Micro Focus COBOL Extension for Visual Studio Code) provides COBOL edit, compile and debug support for Visual COBOL and Enterprise Developer users in Visual Studio Code.
- The Rocket Enterprise extension for Visual Studio Code (formerly Micro Focus Enterprise extension for Visual Studio Code) provides PL/I edit, compile and debug support for Enterprise Developer users in Visual Studio Code. This extension installs the Rocket COBOL extension.
- The Rocket JVM COBOL extension for Visual Studio Code (formerly Micro Focus JVM COBOL extension for Visual Studio Code) provides support for debugging JVM COBOL code in Visual Studio Code.
- The Learn COBOL extension for Visual Studio Code provides all training materials for the Micro Focus COBOL Fundamentals Training course.

New enhancements in this release are:

- Support for accepting command-line arguments in COBOL notebooks.
- New debug launch options - console and integrated Terminal support for platform specific values in the `launch.json` file.
- Support is available for fine-tuning the colors of different parts of the code in the editor via Visual Studio Code's `settings.json` file. This requires a minimum release 10.0 of Enterprise Developer.



**Note:** These extensions are not included with the Enterprise Test Server installer. They are available from the Microsoft Visual Studio Marketplace website. All of the extensions are available on Windows and Linux.

## .NET Support

[Back to Top](#)

This release provides the following enhancements to *.NET* support:

- *.NET* COBOL projects now target *.NET* 8. Earlier versions of *.NET* are not supported.

## Data Tools

[Back to Top](#)

This release includes the following enhancements in the Enterprise Developer and Enterprise Server products:



**Attention:** This feature is in Early Adopter Program (EAP) release status. We intend to provide the finalized feature in a future release. Please contact OpenText Support for Micro Focus Products if you require further clarification.

- A new REST-based file service API is now available. This enables you to access Micro Focus formatted data sets as follows - get dataset attributes, open or close datasets, get or set a dataset's content, and to create datasets. The API commands can be used in customer scripts to access datasets with Micro Focus formats to automate application development processes.

Features of the new Data Tools include:

- Open/save of Enterprise Server-cataloged datasets of the following Micro Focus formats: Fixed blocked, Variable blocked, and Indexed
- Multi-line editing support
- Insert, delete, update of lines or records

## Enterprise Server

[Back to Top](#)

This release provides the following enhancements:

- Remote File Access - it is now possible to remotely access files using a configured Remote File Access (RFA) MFCS Connector. You can access ordinary files, cataloged datasets, and spool output. This also enables remote editing of COBOL data files using the new Data Tools utility. This enables you to download and upload files, datasets, and spool output locally or remotely using the existing Enterprise Server Security configuration. Various security features make this solution a more secure alternative to more generic solutions such as FTP and SSH.

# Enterprise Server Common Web Administration (ESCWA)

[Back to Top](#)

This release includes the following enhancements:

- Catalog view has improved filtering options and now includes paging. A new **Load on navigation** check box enables you to filter based on the previously selected conditions. See *Catalog List* in the product Help.
- A new Configuration Report page enables you to visualize potential security vulnerabilities in the ESCWA and MFDS configurations. Each domain and configuration attribute combination has its own help dialog. See *Configuration Report* in the product Help.
- Role-based security configuration. You can now configure a users view of ESCWA. If a user does not require specific roles then you can hide corresponding pages and API. You can configure the role-based access from the **Role Options** page. Click **Security** , expand **ESCWA Configuration** followed by the ESM, and then click **Roles**. See *Role Options* in the product Help.



**Note:** Role-based security is an ESCWA only feature that works on top of existing product security.

- It is now possible to remove Locks, if necessary, to fix applications that are broken due to a lock that has not been removed. You can enable this feature from the **Locks** page. Click **Native > Monitor > Locks**, and then click **Remove Locks**. This functionality is controlled by the casstop resource entity in the OPERCMD5 resource class. See *Locks* in the product Help.



**Caution:** Incorrectly removing locks can result in system instability and corruption or loss of data.

- Region verification - ESCWA can now verify the configuration of selected components for an enterprise server region. You can use this feature to identify potential start up or configuration issues for the selected region. The verification process uses the casverify utility to perform the verification action. See *Verify* in the product Help.
- Improved CICS resource navigation. Active resources can now be filtered by group and large sets of filtered data can be paged.
- The API return codes have been improved. Previously, when the region monitor and control APIs were called, they would return a HTTP 200 code, with the error specified in the JSON output. The return codes have been improved to give more information. You can configure the API to use the new or old behavior.
- The ESCWA user interface is now more responsive and can be used with a greater variety of smaller Web browsers.

## Enterprise Server Security

[Back to Top](#)

This release includes the following enhancements:

- Enterprise Server security features provided by the VSAM External Security Manager (ESM) module are enabled by default. You will need to supply valid credentials when you interact with ESCWA, the Micro Focus Directory Server and regions in the browser based UI or in the IDE, use certain utilities from the command line, use TN3270 emulator to access regions, log into or with FileShare. See *After Installing > Enterprise Server Security Features* for details on how to configure this product.
- TLS Certificate Checking Utility - a new executable in the product that can be used to help diagnose problems with TLS certificates. It can check the validity of certificates, verify certificate chains, check that certificates and private keys match and check that a certificate contains a SAN that matches a provided hostname/address. Improves TLS usability by diagnosing TLS certificate problems. See *CertChecker Utility* for more information.



- The VSAM ESM Module, which provides file-based security for Enterprise Server is now a GA quality.
  - User authentication and resource authorization control can be enabled through a simple file-based security mechanism.
  - Security data can be imported from YAML or LDIF and exported to YAML for portability and ease of editing / scripting.
- Additional optional security features are available for HTTP and MFBINP conversations, for the Web Services and J2EE, Web, and Remote File Access conversation types. Listeners can be configured to require user authentication and/or to restrict access to specific types of requests. See *Enhanced Security for HTTP and MFBINP* for more information.

## IMS Support

[Back to Top](#)

This release provides the following new features:

- APARM handling has been updated to use EBCDIC APARMs obtained from EBCDIC applications. In addition, the APARM positional parameter for DLI has been changed from 19 to 20 to be consistent with the IBM IMS documentation. The APARM positional parameter for BMP applications remains at 19.
- The ES\_IMS\_APARM\_DLI environment variable has been added to enable the APARM handling behavior of previous releases.

## Licensing Changes

[Back to Top](#)

- The SafeNet Sentinel licensing system that was available with previous releases of this product has been deprecated and is no longer available in release 10.0. This product also uses the Micro Focus AutoPass licensing technology which was introduced in release 8.0. Starting with release 10.0, AutoPass is the only licensing technology available in this product.
- The SafeNet Sentinel licenses are no longer supported, and you need to use AutoPass licenses starting with release 10.0. Contact your account manager to replace your existing SafeNet Sentinel with AutoPass licenses.



**Note:** Installing 10.0 on a machine where there are other Micro Focus products or versions installed that use SafeNet Sentinel licensing might result in some compatibility issues. While the 10.0 installation process has been designed to address such issues, you should be aware of the following scenarios and if any action might be required to ensure licensing works as expected. See *Advanced Installation Tasks > Licensing Coexistence when Upgrading to Release 10.0* in the *Installation* section.

## Mainframe Access

[Back to Top](#)

This release includes the following new features:

- z/OSMF support - MFDAS and Syncmon now have access to mainframe-hosted PDS files using the z/OSMF interface. This enables you to list and download PDS files without having to install Mainframe Access Server. See *Using z/OSMF* in your product Help.

## Terminal Emulation

[Back to Top](#)

This release includes the following enhancements:

- Host Access for the Cloud shipped with this product is now version 3.0.0.2. The HACloud configuration file has changed is now the `application-userprefs.properties` file in `%ALLUSERSPROFILE%\Micro Focus\Enterprise Developer\hacloud` (Windows) or `$COBDIR/etc/hacloud` (UNIX). If there is an existing `hacloud.properties` file in from an earlier Enterprise Developer release in `%ALLUSERSPROFILE%\Micro Focus\Enterprise Developer`, this file is backed up the first time you start the HACloud session server. Micro Focus recommends that you migrate any non-default settings from the older configuration file over to the `application-userprefs.properties` file after the upgrade. See *HACloud Configuration File* for details.
- For secured ESCWA scenarios, HACloud now retrieves credentials for the ESCWA connection from a default secret shipped with the product (in `microfocus/common/readonly`). You can override the default user credentials by supplying an `escwacreds` and/or an `mfdscreds` secret. If these secrets do not exist then the default supplied user will be used.

# Significant Changes in Behavior or Usage

This section describes significant changes in behavior or usage. These changes could potentially affect the behavior of existing applications or impact the way the tools are used.

- [Licensing Changes](#)
- [Significant Changes in Behavior or Usage - Enhancements](#)
- [Significant Changes in Behavior or Usage - Fixes](#)

## Licensing Changes

[Back to the list](#)

- With release 10.0, the SafeNet Sentinel licensing technology has been deprecated. This can result in some compatibility issues if you install 10.0 on a machine where there are other Micro Focus products or versions installed that use SafeNet Sentinel licensing. While the 10.0 installation process has been designed to address such issues, you should be aware of the following scenarios and if any action might be required to ensure licensing works as expected. See *Advanced Installation Tasks > Licensing Coexistence when Upgrading to Release 10.0* in the *Installation* section.

## Significant Changes in Behavior or Usage - Enhancements

[Back to the list](#)

The numbers that follow each issue are the Support Case Numbers followed by the Issue number (in parentheses).

- [Data Tools](#)
- [Enterprise Server](#)
- [File Handling](#)
- [IMS Support](#)
- [SQL: HCO for SQL Server](#)
- [SQL: Mainframe Batch Database Tools](#)

## Data Tools

[Back to the list](#)

- In the new Data Tools Editor, positioning is no longer lost when switching between character and HEX mode.  
02526087 (410104)
- The new Data Tools Editor has a preference page that allows users to adjust the font size of various editor parts.  
02315408 (285050)

## Enterprise Server

[Back to the list](#)

- Enterprise Server's PAM ESM Module now has a group-filter option that can be used to ignore all user groups that do not matching a specified pattern. See *PAM ESM Module Custom Configuration Information* in your product Help for more information.  
3176983 (12500)

- In ESCWA, the **Enable Single Sign-On for Unsecured Resources** has been renamed to **Single Sign-On Behavior** which has three options:
  - **Disabled** - This disables all single sign-on including live enterprise server regions.
  - **Only Secure and Loopback** - This is the old 'default' behavior, single sign-on will be enabled for secured and localhost resources.
  - **Allow Insecure (All)** - Single sign-on will be enabled for everything. This list controls two boolean configuration attributes specified in the `commonwebadmin.json` file:
    - **InsecureAutoSignOn** - this is an existing attribute.
    - **DisableAutoSignOn** - this is a new attribute, if this is set to true then **InsecureAutoSignOn** will have no effect and all single sign-on will be disabled. If set to false then **InsecureAutoSignOn** will operate as before.

02663941 (658042)

- In ESCWA, on the **Spool** page you can now specify default filters for all users. See *Spool* in your product Help for more information.

02497901 02573796 (465005)

- In ESCWA, you can now set table column defaults for users. This can be configured from the column filtering option of the table in ESCWA. If an administrator has not set table defaults then the table columns displayed will match the ESCWA defaults. You can specify which users are able to configure default columns. This can be performed by modifying the **Table Column Configuration** security resource entity. See *Security Resources to Control ESCWA* and *API Access* in your product Help for more information.



**Note:** If **Table Column Configuration** is not specified then ESCWA will use the configuration specified for the **Common Web Administration** resource class.

02618280 (532051)

- The `casverify` utility has been improved with new functionality and additional verification stages. See *casverify* in your product Help for more information.



**Note:** The changes to its text and JSON output formats are incompatible with earlier versions.

(527008)

## File Handling

[Back to the list](#)

- ICETOOL emulation now supports WRITE, DIGITS and WIDTH for the COUNT operator.

02650300 (539002)

- A new EXTFH config option, FLUSHSYSOUT, has been introduced. FLUSHSYSOUT=ON (which is the default setting) enables you to view records for an active spool job as they are written/opened. This new setting is not as performant as the previous behavior (which you can reinstate using FLUSHSYSOUT=OFF) where records for an active spool job would only be displayed after a determined buffer size was written to.

02641736 02658226 (528102)

## IMS Support

[Back to the list](#)

- The new ES\_IMS\_LINKAGE\_NULL environment variable has been added to handle a scenario in which more linkage items are passed by the program than there are PCBs in the PSB. When ES\_IMS\_LINKAGE\_NULL=Y, extraneous linkage items are assigned a value of NULL.

02796708 (665033)

- APARM handling has been updated to use EBCDIC APARMS obtained from EBCDIC applications. In addition, the APARM positional parameter for DLI has been changed from 19 to 20 to be consistent with the IBM IMS documentation. The APARM positional parameter for BMP applications remains at 19. The ES\_IMS\_APARM\_DLI environment variable has been added to enable the APARM handling behavior of previous releases.

02709072 (614050)

- You can now configure MFS to support input type option 2 just as it supports option1. To enable this, set the new ES\_IMS\_MFS\_OPT2\_LEGACY environment value to Y. This enables legacy MFS input type option 2 behavior. When set to N, MFS input type option 2 behavior is like on MFS on z/OS mainframes. The default is N.

02614651 (515070)

## SQL: HCO for SQL Server

[Back to the list](#)

- The HCOSS **Define Lists** UI has been enhanced to enable you to select a dependency mode to use when creating a transfer list. The available modes are:
  - **Default** - Automatically include all parent objects of the selected object.
  - **Family tree** - Automatically include all parent objects of the selected table and the child objects of each parent object
  - **No dependency handling** - Do not include any parent or child objects of the selected table. In addition, the start and end date and time for each table transfer is now part of output when transferring data.

02544930 (440008)

## SQL: Mainframe Batch Database Tools

[Back to the list](#)

- The SQLTUL tool has been updated to enable you to specify that the return code (RC=04) for execution of non-SELECT \* statements should match the mainframe DSNTIAUL return code. The default is to not match the return code, but to return RC=0. In addition, the `-r` option has been added to the `mbdtconfig` command to enable the same functionality from the command line.

02669700 (547020)

## Significant Changes in Behavior or Usage - Fixes

[Back to the list](#)

The numbers that follow each issue are the Support Case Numbers followed by the Issue number (in parentheses).

- [CICS Support](#)
- [Enterprise Server](#)
- [File Handling](#)
- [Host Access for the Cloud](#)
- [IMS Support](#)
- [Interface Mapping Toolkit](#)
- [JCL Support](#)
- [Micro Focus Batch Scheduler Integration](#)
- [Micro Focus Directory Server](#)
- [Run-Time System](#)
- [SQL: Mainframe Batch Database Tools](#)

## CICS Support

[Back to the list](#)

- When an FCT entry had the start empty property set either in the definition itself or via a SET FILE EMPTYSTATUS(EMPTYREQ) command, the file was emptied on every OPEN. This was not in line with mainframe behavior. In this release, setting the start empty property now causes the file to be emptied only on the next OPEN, which aligns with mainframe behavior.

02746607 (633025)

## Enterprise Server

[Back to the list](#)

- An APPC DPL from an enterprise server region to TX Series would result in an ASRA abend on the enterprise server side.  
02686079 (566028)
- When performing a Distributed Program Link (DPL) to a remote system through an intermediate enterprise server region using a transaction ID that declared a TWA, the program did not run under that ID and therefore the TWA was not available. This has been fixed and the transaction ID now propagates through the chain.  
02645043 (542077)
- When running with TRANCLASS active, TD Queue transaction triggering was not working.  
02737664 (629076)
- In ESCWA, the Catalog list view and the API failed to honor the time value for filters that use date and time. This has been fixed. Output time values for "created" and "referenced" have been changed in the Catalog list view to match the format in the Catalog DCB view.  
(588011)
- CICS paging is now supported for function shipping. When a SYS62 connection is used, an additional configuration to the IBM Comms Server is required. A CPMI TP definition is required on the originating region.  
02667779 (583002)
- ASSIGN INVOKINGPROG did not behave correctly when a CALL was involved.  
02662244 (543070)
- A DPL over a SYNCLEVEL2 connection could result in an XA start being driven out of sequence resulting in a protocol error.  
02583717 (477027)
- In a TRANCLASS enabled enterprise server region with a high volume of XA transactions, the logging overhead could cause performance degradation. This has been improved.  
02560536 (468059)
- When a transaction invoked across an Inter System Communications link (Transaction Routed) executed a RETURN IMMEDIATE TRANSID(...), the specified transaction did not run without an AID key being pressed.  
02695470 (665161)
- Running a transaction that produced paged BMS output over a remote connection would incorrectly result in an AEXJ abend.  
02796589 (662007)
- The PAC compatibility checks that run at startup have now been relaxed. Consistent platform and bitism are still checked, but product version checks are no longer carried out. The ES\_PAC\_MIN\_COMP\_CHECK environment flag has now been deprecated.



**Note:** Enterprise Server will still carry out record compatibility checks during start up.

(19756)

- The `statusCodes` flag has been added to some ESCWA API endpoints which can be used to enable ESMAC to return appropriate HTTP error status codes instead of embedding failure messages in successful responses. In a future product release, the new behavior will be enabled by default in the version 2 of the API and the flag will be removed. The version 1 of the API will maintain the current behavior.

02601489 (506061)

- ESCWA now limits the session timeout to 20 days. If an existing configuration is greater than that it will be limited to that value.

(665130)

- In ESCWA, the **Listener Properties** page now limits user inputs when the **smem** protocol is selected. Multiple host names are not permitted, and port selection is also not permitted.



**Note:** API functionality remains the same.

(665044)

- Remote file and remote SYS ID options can now be modified when adding or editing FCTs with Use Catalog.

(683164)

- CICS programs referenced the EXCI LINK statement now run under the same user as the corresponding JCL job.

02747263 (637024)

- Runaway timeout was intermittently incorrectly calculated.

02529887 (468050)

- The JSON output format for the `casverify` utility has changed. Messages specific to `casverify` itself are no longer identified by "msgout" but under a "messages" array.

(570009)

- For Enterprise Server application failure reports and storage dumps generated by runtime errors, the RTS error code is now taken into account during `es-dump-limit` (`ES_DUMP_LIMIT`) processing. Runtime errors with differing error codes will now be treated as distinct.

02660093 (561067)

- The **Allow no-password signon for default users** property has been added to the ESCWA **Advanced Region Properties** page. If this property is set to `false`, an explicit signon request with no password matching an enterprise server default user account will no longer be treated as a no-password verify, and will instead result in a not authenticated failure.

02728103 (625033)

- Previously, a successful call from JCL to EXCI might result in a ROLLBACK instead of COMMIT.

(504150)

- When no connection string is supplied through ESCWA/MFDS/esfadmin the `vsam_esm` module will default to `C:\ProgramData\Micro Focus\Enterprise Developer\es_esm_file_directory`. This directory will have been configured through running `mfseconv init`, which is called by the product installer in 10.0 and later.

(545065)

- The `es_default_security.yaml` file is now supplied with the product and is located at `%ProgramFiles(x86)%\Micro Focus\Enterprise Developer\etc` (Windows) or `$(COBDIR)/etc/vsam_esm` (UNIX). You can use this file as a template to configure the VSAM ESM Module. See the *VSAM ESM Module* topic in your product Help for more information.

(613052)

- Client connection to Micro Focus Directory Server (MFDS) would sometimes convert a fully qualified host name to just the simple host name. This could result in TLS connection issues if this did not exactly match the host names specified in the certificate.

02587914 (486048)

## File Handling

[Back to the list](#)

- If the SORTOUT was a VSAM data set defined with the NOREUSE option and with DISP=SHR, MFJSORT was removing existing records (as if the REUSE option was in use). This behavior has been corrected, and MFJSORT now appends records to an existing NOREUSE VSAM file, regardless of the disposition.

02583983 (480002)

- During a SORT, SORT-EBCDIC is no longer (incorrectly) converting HEADER, TRAILER FIELDS to EBCDIC.

02596813 (503043)

- For various ICETOOL operations, the limits for the BI format have been corrected - SPLICE/SELECT operations limit the BI format to 1500 bytes; for all the other ICETOOL operations, the limit is 8 bytes.

02827146 (662089)

- For SORT operations, an issue in which E15/E35 user exit record flags weren't being set correctly after returning from the exit, to perform an insert, has been fixed. This particular issue only occurred when an insert was performed while the user exit record flags were set to 0 (first record). The flags are now set correctly to align with mainframe behavior.

02725254 (630030)

- During a SORT operation, SORT-EBCDIC PARM no longer (incorrectly) converts INREC FIELDS to EBCDIC.

02602838 (505058)

- The Micro Focus file handler now passes correct information to the third-party file handlers for the implementation of the FS\_RENAME\_FILE routine.

02794472 (559042)

- When writing records to a sequential spool file, it will not come under the affect of a semaphore. Additionally, use the FLUSHSYSOUT=OFF configuration option to improve performance when writing to the spool file; see FLUSHSYSOUT in the documentation for more details.

02805692 (651167)

## Host Access for the Cloud

[Back to the list](#)

- The `hacloud.properties` file is now deprecated and the HACloud configuration details are stored in an `application-userprefs.properties` file. After installing 10.0, the HA Cloud `startsessionserver` script will rename any existing `hacloud.properties` to `hacloud_backup.properties`. You need to port over any configuration settings from the old file to the new `application-userprefs.properties` file.

(661065)

- The `hacloud.properties` file now includes a setting for the default location of a log file with information about starting the session server as well as other logging fields.

(502005)

- This release includes version 3.0.0.2 of the HACloud TN3270 emulator. HACloud uses a new configuration file, `application-userprefs.properties` in `%ALLUSERSPROFILE%\Micro Focus`



\Enterprise Developer\hacloud (Windows) or \$COBDIR/etc/hacloud (UNIX). If you are upgrading from a previous Enterprise Developer release, and the old `hacloud.properties` configuration file from the previous installation still exists, then the settings in this file take precedence, with the exception of the setting to enable HTTPS communications to the session server endpoint. If TLS was previously enabled, then after 10.0 the setting `server.ssl.enabled=true` needs to be applied to `application-useprefs.properties`. It is recommended to migrate your configuration settings over to the `application-userprefs.properties` file after the upgrade, and delete the `hacloud.properties` file.

(656064)

- In this release, Host Access for the Cloud will now attempt to retrieve credentials for the ESCWA connection from a secret which will be shipped with the product by default (in `microfocus/common/readonly`). You can override the default user credentials by supplying an `escwacreds` and/or an `mfdscreds` secret. If these secrets do not exist then the default supplied user will be used.

(658050)

## IMS Support

[Back to the list](#)

- A problem that caused a GSAM read error on restart when restoring a GSAM input file to a particular CheckPointID has been fixed.

02686182 (566027)

- Corrected the MFS handling of PFKEYS pressed with no terminal data on segments in formats with OPT=2 to make the behavior compatible with MFS on the mainframe.

02615830 (515062)

## Interface Mapping Toolkit

[Back to the list](#)

- The base path is no longer part of the **Service name** field in the **Properties** dialog box of **REST Web service Deployment Server** tab. (It is only visible in the **Advanced Settings** of the service name.)

02795415 (651091)

## JCL Support

[Back to the list](#)

- This release provides support for up to DSNAME10 dataset name elements in ES\_ALLOC\_OVERRIDE rules.

02800575 (651099)

- Restarted batch jobs now update the condition codes used when evaluating further restarts of the same job. To this end, the recording of the result from a job restart has been changed to show the latest result from steps that are within the restart range rather than the results from all steps in the job.

02575437 (477008)

## Micro Focus Batch Scheduler Integration

[Back to the list](#)

- The CASAPI function for MFBSI is now ON by default, which improves performance and security. To turn it off, meaning that CASSUB/CASOUT external commands submit the job, monitor the JCL region, and retrieve the JEYSYMSG output, edit the CASAPI entry in the `mfbpsi.cfg` file, or specify CASAPI=OFF on the command line.

(544087)

- Control-M (CTM) for z/OS does not support embedded spaces in variable values. The CTM behavior of MFBSI supports spaces, and in the case of AutoEdit variable values, removed the spaces and assigned the rest of the value to the variable. This caused a problem when executing jobs that used AutoEdit variables that contained a space at the end of the line followed by a character because the character was concatenated to the value of the last Autoedit variable. To accommodate spaces in AutoEdit variables, this release introduces the CTM\_SPACE variable, which enables you to change the default MFBSI behavior to instead mimic the z/OS behavior: CTM\_SPACE={ [ON|YES] | [OFF|NO] } ON|YES - Allow embedded spaces in CTM variables. Default is OFF|NO - Do not allow embedded spaces in CTM variables.

02608301 (526024)

## Micro Focus Directory Server

[Back to the list](#)

- When starting or stopping an enterprise server region using MFDS or the ESCWA user interface, the `casstart` and `casstop /m` parameter would use the MFDS IP address rather than the host name, which could result in an issue if TLS certificates were used that required a particular host name.

02603383 (505074)

- An issue introduced Patch Update 1 resulted in ESCWA not listing all enterprise server regions for legacy import if they contained script data and the MF Directory Server was not sufficiently authorized to import script data.

(636060)

- The Micro Focus Directory Server (MFDS) **Start on System Start** enterprise server region option on the ESCWA General Properties page was not working because the **Automated Execution Control Enterprise Server Credentials** were not being applied correctly.

02795649 (652065)

- When exporting enterprise server regions registered in the MF Directory Server using XML format, regions for which the user did not have read/write access could also be exported.

(526005)

- Issues existed with importing enterprise server regions saved in JSON, XML, and Legacy format into a MF Directory Server, which resulted in incorrect listener states and counts.

(559058)

- You can now control the execution and update permission for an enterprise server region's start and stop, and on unrespondent scripts, by using a new LDAP Enterprise Server Administration security resource class **Scripts** entity. If this security resource entity has been specified with appropriate access control entries, the MFDS session will require Update permission in order for the authorized user to modify a region's script or to enable or disable it. In addition, for a script to execute, then you must specify Execute permission. See *Class - Enterprise Server Administration* in your product Help for more information.



**Note:** This is not a region restriction, but applies to the MFDS instance where the region is specified. If no security or MFDS Internal Security is configured for use then region scripts will not be executed nor will they be able to be modified. The Scripts resource is not a security resource created by default. It can be created by the ESCWA interface or other LDAP administration configuration tools.



**Important:** In future product versions, the access control that uses the Scripts security resource will be a requirement in order for any region's scripts to be executed or modified.

02822038 (499063)

- The default **UI Session Timeout** value for MF Directory Servers has changed from -1 (no timeout) to 600 seconds (10 minutes). The default value for the MF Directory Server **API Session Timeout** has been reduced from 3600 seconds (an hour) to 1200 seconds (20 minutes).

(628068)

## Run-Time System

[Back to the list](#)

- The Java/COBOL application launcher - `cobjrun` - now supports Java command-line argument files. See <https://docs.oracle.com/en/java/javase/17/docs/specs/man/java.html#java-command-line-argument-files> for details on how these files should be constructed.

02744842 (636023)

## SQL: Mainframe Batch Database Tools

[Back to the list](#)

- An error that occurred in SQLUTB UNLOAD when the specified size of an LRECL was less than required for the row size has been fixed. The LRECL is now adjusted to accommodate the actual row size.

02445817 (612038)

- A problem with unloading GRAPHIC data using DSNTIAUL has been fixed.

02677441 (550046)

# Known Issues

Refer to the *Known Issues and Restrictions* topic in the *Product Information* section of your product Help.

In addition, note the following:

- In Enterprise Developer 4.0 and 5.0 in an extremely small and limited set of cases, an issue could occur with running .NET executables and .dll files, or JVM .class files, created with an earlier version of the product. This issue only occurred if:
  1. The application performs an IS NUMERIC condition test on a variable declared with USAGE NATIONAL.
  2. The application has been created with Enterprise Developer 3.0 or earlier, then executed in Enterprise Developer 4.0 or 5.0.

In these rare cases, the IS NUMERIC test could provide the wrong answer.

In order to resolve this issue, in Enterprise Developer 6.0 and later, the .NET COBOL and JVM COBOL run-times reject any program using IS NUMERIC on a NATIONAL item which was compiled with a version 5.0 or earlier of the product. You receive a "missing method" exception. To resolve the issue, you need to recompile any programs that use this construct in the newer versions of Enterprise Developer.

Programs that do not use NATIONAL data, or those that have been recompiled in Enterprise Developer 6.0 or later are not affected.

- The ChangeMan Attachment models of release 5.0 and earlier are not working in the expected manner under Enterprise Developer 8.0 or later. This is a result of several tools that are called with a static value=``*`` in the input parameter CMG\_PROP\_STATIC\_SUBSYSTEM. If you want to run a ChangeMan attachment model 5.0 and earlier under the current version of Enterprise Developer, you must remove the static value=``*`` from all CMG\_PROP\_STATIC\_SUBSYSTEM input parameters.

# Resolved Issues

This section describes resolved issues in this release that resulted in product enhancements, and those that resulted in product fixes.

- [Resolved Issues - Enhancements](#)
- [Resolved Issues - Fixes](#)

## Resolved Issues - Enhancements

[Back to the list](#)

The numbers that follow each issue are the Support Incident Numbers followed by the Defect number (in parentheses).

- [Enterprise Server](#)
- [File Handling](#)
- [IMS Support](#)
- [Interface Mapping Toolkit](#)
- [JCL Support](#)
- [Micro Focus Batch Scheduler Integration](#)
- [Micro Focus Common Client](#)
- [Micro Focus Cryptographic Library](#)
- [SQL: Mainframe Batch Database Tools](#)

## Enterprise Server

[Back to the list](#)

- ESCWA API: Additional filters, output fields, and pagination have been added to the catalog filter module. Pagination is implemented consistently with the pagination in the spool filter module. If the new required input parameters for the filter/paging are not supplied by a client, the filter module falls back on old behavior to maintain backwards compatibility.

02569749 02527126 (469038, 527019)

- The following ESCWA API enhancements have been implemented:
  - A new group property has been added to all active CICS resource types, and is now returned by all active CICS resource listing and details APIs.
  - For the FCT details page, an additional field remoteSysId has been added, which will be populated for remote FCT entries.
  - The ability to filter on group name by supplying a groupFilter parameter for all CICS resource listing modules, with the following exceptions:
    - The group list, startup list, and SIT pages.
    - The ACEE list page.
  - New input parameters startIndex and recordCount and new output parameters nextIndex and recordCount which can be used for pagination and are the same as the catalog and spool filter APIs. These parameters have been added to every resource listing page with the exception of the startup list and SIT pages.
  - The resource name filtering and max display rules for the active XAT and RNL list has now been added in addition to the above group filtering and pagination rules.

02602397 02638879 (505063)

- In ESCWA, the Catalog entry APIs that return DCB information now indicate if a VSAM organized data set is marked as reusable.  
(657064)
- When a DEQ fails in a PAC environment, a new message `KC2000S` will be displayed in the `console.log` with the QNAME and RNAME of the resource that failed to DEQ.  
02659029 (542115)
- Enterprise Server now avoids unnecessary calls to Redis when not required. When an internal reader with disposition of MOD is created, installed, opened, or closed, Redis is no longer updated.  
02600888 (504037)
- You can now archive the auxiliary trace file by setting the `archive_auxiliary_trace` property to true. You can set this property in the **Enterprise Server Common Web Administration (ESCWA)** interface on the **Advanced Region Properties** page. See *Auxiliary Trace* in your product Help for more information.  
(425091)
- In ESCWA on the **JES Spool** page, new column filters have been added. These column filters only act on the rows of the current displayed page. In addition, an informational message is displayed when using these column filters.  
02503185 (440037)
- In ESCWA on both the **JES Spool** and **Catalog DD Entry** pages, a **Download** button has been added. The download button has **Download First** and **Download Current** options. **Download First** will attempt to download as much of the first page permitted by the **Advanced Region Properties** page or environment variable `ES_ESMAC_DISP_MAX_OVERRIDE`. **Download Current** will download only what is displayed on the current page in ESCWA.  
02801646 (651120)
- In ESCWA, when viewing the content of the catalog file you can now check the **Reversed paging** check box to view in reverse order.  
02644140 (658137)
- In ESCWA, validation has been added to file path inputs to ensure they do not contain leading or trailing white space characters.  
02513150 (446067)
- In ESCWA, on the **Spool list** page, the **Cancel** button has been relabeled to **Continue** on the **Cancel Job?** dialog box.  
(565037)
- Exporting an enterprise server region as a JSON file will now be formatted.  
02818032 (510031)
- Two new audit event codes have been added, 5 10 and 2 21. See *Audit Event Codes* in your product Help for more information.  
02809915 (658081)
- The **Reusable File** field has been added to the ESCWA dataset DCB entries that have a **DS Org** set to VSAM.  
02816286 (658085)
- In ESCWA, the **Password Change Enabled** check box has been added to the **Security Settings** page. Checking this enables you to change a users password when they log on.  
02589857 (498029)
- In ESCWA, a new **Active XA Resources** widget has been added to the dashboard. See *Dashboard* in your product Help for more information.  
02621260 (517076)

- Improvements have been made for viewing the content of larger catalog and spool files in ESCWA:
  - Improved performance viewing fixed record length files.
  - Increased the maximum number of pages from 99999 to 99999999.
  - Viewing a file with details enabled correctly displays record numbers up to 10 digits and will include the total record count, if known.

(656126)

- In ESCWA, you can now remove locks for enterprise server regions that are part of a Performance and Availability Cluster (PAC). You need to be able to stop an enterprise server region in order to remove locks. The OPERCMDS(CASSTOP) resource will be checked.



**Caution:** Incorrectly removing locks can result in system instability and corruption or loss of data. You can contact Micro Focus Customer Support for more information and guidance on removing locks.

02659029 02869605 (545043)

- The `casverify` utility has been improved with a new verification stage to check connectivity to Scale Out Repositories (SOR) and key records for Performance and Availability Clusters (PAC) enabled enterprise server regions.

(549010)

- The `casverify` utility has been improved with new external security manager checks against configured default users and provided user credentials. Also, step names have become more concise, which might affect scripts consuming `casverify` output.

(609033)

- A new CICS transaction has been provided, CDMT which can execute a INQUIRE, DISCARD, or NEWCOPY command against a DOCTEMPLATE. See the *CDMT - Document Template Master Transaction* topic in your product Help for more information. In addition, if a delimiter was specified in the first byte of a SYBOLLIST on a DOCUMENT CREATE command then SYMBOLERR was returned, which was different to mainframe behavior.

02728038 (639003)

- `casstart` has been updated with the new `/J:SYSIDNT=xxxx` parameter, which enables you to override the SYSID of a region.

02635287 (528087)

- The Enterprise Server External Security Facility now has options to fold userids (usernames) and passwords to upper or lower case, which might be useful when migrating from the mainframe where uppercase is typically used. See the options *userid case*, *username case*, and *password case* in the *Security Configuration Custom Configuration Information* topic in your product Help for more information.

02570661 (454048)

- If the Micro Focus Common Client (MFCC) attempts to bind to an MFDS directory using configured credentials, and the credentials are rejected, it will retry the bind anonymously. This emulates the behavior of older product releases and is not a security weakness since it will only succeed against non-secured directories.

(673053)

- The password-expiration heuristic mechanism (**expiration-check** configuration setting) of the MLDAP ESM Module has been enhanced to improve accuracy under a number of conditions with various LDAP servers. Micro Focus recommends that customers using LDAP-based security for Enterprise Server with bind-mode user verification enable this setting as it results in more precise and accurate return codes from ESF Verify (user authentication) operations. See *MLDAP ESM Module Bind Rejection Heuristics* in your product Help for more information.

02547852 (472036)

- The **expiration-check** option of the MLDAP ESM Module now supports checking for the commonly-used LDAP user attributes `passwordExpirationTime` and `pwdChangedAt`, when attempting to determine

whether a user bind was rejected due to an expired password. This improves the accuracy of the error codes returned when using LDAP-based security with bind-mode user verification.

02520274 (411002)

- When switching between enterprise server regions, you will now be directed to CICS resources, spool, and catalog top-level pages if you were previously on any of the subpages. This is intended as a user experience improvement, preventing navigation to a resource that does not exist in the newly selected region.

02554044 (440040)

- Pseudo Wait-For-Input (P-WFI) dispatch behavior has been added to the **IMS Control** page in ESCWA. When enabled, the MPR stays scheduled until another input message is received.

(450048)

- Added pagination and group filtering (with exceptions of ACEE, RNL, ICE) and the **Remote SysID** field to the CICS active FCT resource page. See *Active FCT* in your product Help for more information.

(530032)

- A new filter option for the **JES Spool and Catalog** that enables loading them on navigation has been added.

02725006 (624004)

- The DFHWBEP is now mainframe compatible. A new version of copybook DFHWBEPO is now supplied.

02839200 (673009)

## File Handling

[Back to the list](#)

- SORT: SYMNAME symbols can now use semicolons, as well as commas, to separate symbols names from values. Previously, commas were the only valid separator supported. WITH clause SYMNAME substitution has also been enhanced so that symbols declared with a position, length and character format can be substituted into a WITH clause.

02636502 (586010)

- An enhancement has been made to SORT operations to allow the WITH clause, which is a parameter for the ICETOOL SPLICE operator, to support SYMNAME symbol substitution. Previously, a parsing error occurred if SYMNAME symbols were used.

02636502 (526079)

- For SORT operations, the LENGTH operand is now supported when no mask is specified.

02667112 (544076)

- SORT: OUTFILE can now be used in place of OUTFIL as a valid keyword when writing SORT programs.

02606155 (504146)

- SORT: MFSORT and MFJSORT SUM processing has been enhanced to support 31-digit Zoned Decimal values. Previously, attempting to perform arithmetic with Zoned Decimal values larger than 18 digits would produce the `Field length exceeds maximum allowed` error message.

02538998 (429076)

## Interface Mapping Toolkit

[Back to the list](#)

- COBOL clients now correctly format an `x-www-form-urlencoded` JSON request body.

02495086 (402050)



- The generated COBOL Web service client proxy program now keeps the communication session open for the duration of potentially multiple service-invocation calls.

02441897 (385004)

## IMS Support

[Back to the list](#)

- The ES\_IMS\_OTMA\_DEST environment variable has been updated to enable you to specify two new types of destination: IMS Connect (IMSCON) and MQ-Bridge (MQ). With these types, you can specify one or more asterisks to represent a series of multiple destinations. For example, an *LTERM-name* of TERM\*\*\* creates 1000 LTERM destinations named TERM000 through TERM999. Use this method to avoid defining each destination separately. For details, see the *ES\_IMS\_OTMA\_DEST* entry in *IMS Environment Variables* in your product Help.

02396717 (354001)

## JCL Support

[Back to the list](#)

- The MERGESPL utility has been updated to support the separation of spool files into different folders when archives are merged. Specify folders using new options for the MERGESPL.JCL file. For details, see *Running the Process to Merge Archived Spool Files* in your product Help.

02518347 (406181)

## Micro Focus Batch Scheduler Integration

[Back to the list](#)

- The new JCLTEMP\_DIR environment variable, which can be set as an environment variable in Enterprise Server or in the `mfbsi.cfg` file, enables you to specify a separate location for the JCLTEMP directory. When not specified, the JCLTEMP directory defaults to MFBSI\_DIR.

02764951 (638116)

- Asynchronous MFBSI submission is now supported via the new MFBSISUB-ONLY parameter, which you can use on the command line or add to the `mfbsi.cfg` file. For details, see *The MFBSI Configuration File* and *MFBSIJCL Command Line Parameters* topics in your online Help.

02664714 (544066)

## Micro Focus Common Client

[Back to the list](#)

- When the Micro Focus Common Client (MFCC) needs to use MFDS to find the location of a service, it now by default tries to use the `readonly` account configured as part of the default Enterprise Server security to bind to MFDS. This is enabled through the `mf-client.dat` configuration file, and can be changed after installation. The effect of this change is that functions such as listing deployment listeners with the `imtkmake` command will typically work in a fresh product installation with no further configuration changes required.

(656131)

## Micro Focus Cryptographic Library

[Back to the list](#)

- The TLS Certificate Checking Utility is a new executable that can be used to help diagnose problems with TLS certificates. It can check the validity of certificates, verify certificate chains, check that

certificates and private keys match and check that a certificate contains a SAN that matches a provided hostname/address. It improves TLS usability by diagnosing TLS certificate problems.

(666106)

## **SQL: Mainframe Batch Database Tools**

[Back to the list](#)

- The out-of-order syntax of UNLDDN is now supported in SQLUTBA. In addition, a problem using TEMPLATE in SQLUTB UNLOAD when the template contained no symbolic variables has been fixed.

02445817 02445913 (387038)

- SQLTUL has been updated to support common table expressions as SELECT statements.

02600608 (506085)

## **Resolved Issues - Fixes**

[Back to the list](#)

The numbers that follow each issue are the Support Case Numbers followed by the Issue number (in parentheses).

- [CICS Support](#)
- [Common Communications Interface](#)
- [Communications Server](#)
- [Data Tools](#)
- [Documentation](#)
- [Enterprise Server](#)
- [Enterprise Server Auditing](#)
- [File Handling](#)
- [Host Access for the Cloud](#)
- [IMS Support](#)
- [Interface Mapping Toolkit](#)
- [JCL Support](#)
- [Mainframe Access](#)
- [Mainframe Batch Scheduler Integration](#)
- [Micro Focus Directory Server](#)
- [Micro Focus License Administration](#)
- [Run-Time System](#)
- [SQL Option for DB2](#)
- [SQL: COBSQL](#)
- [SQL: SQL for DB2 LUW](#)
- [SQL: Mainframe Batch Database Tools](#)
- [SQL: HCO for SQL Server](#)
- [SQL: OpenESQL](#)
- [XML Support](#)

## **CICS Support**

[Back to the list](#)

- The BMS compiler no longer throws an error when a field is positioned in column 0.

02868255 (684130)

- A problem that prevented BMS directives from being discovered as common directives has been fixed.

(544018)

## Common Communications Interface

### [Back to the list](#)

- MRPI clients no longer experience high CPU usage when trying to contact a TLS enabled Micro Focus Directory Server (MFDS).  
(474026)
- The CreateDemoCA script will now error with an informational message if the target directory does not exist.  
(679011)
- Memory leaks occurred on outbound connections.  
(632064)

## Communications Server

### [Back to the list](#)

- In ESCWA, non-ASCII characters would corrupt an enterprise server region's console log. This was a result of MFCS failing to respect the MFACCCGI\_CHARSET environment variable.  
(486021)
- The SELECT and SELECTEX functions of the Enterprise Server EZ Sockets API might, in some cases, operate on the wrong file descriptors on Linux platforms. This would result in incorrect behavior of EZ Sockets applications. In particular, this might cause high CPU use or failure to accept incoming connections in the CICS sockets listener transaction CSKL, or programs using a similar design. This issue was introduced in 6.0 PU17, 7.0 PU7, and 8.0.  
(409093)
- The Micro Focus Communications Server (MFCS) could exit prematurely if processing was blocked for a significant period of time. For example, due to problems processing security requests. When MFCS reaches its limit on the number of task-processing threads it can create, it will wait for one of those threads to become available and then continue processing work.  
02541097 (424021)
- In rare instances, an application performing an EZ Sockets TAKESOCKET operation under Enterprise Server could cause EZ Sockets errors in the task which had performed the corresponding GIVESOCKET, resulting in the application prematurely terminating.  
02854684 02761057 02856905 (679026)
- The MFCS Remote File Access (RFA) conversation type now implements origin validation, a defense-in-depth measure against Cross-Site Request Forgery. See *Remote File Access conversation type* in your product Help for information on configuring this feature.  
(647045)
- CCI TLS tracing configuration was overwritten when running under MFCS.  
(675095)
- MFCS no longer logs the information conversation closed during initial receive message by default. You can enable this logging by adding the following configuration to your `mf-server.dat` file, the enterprise server region's **Configuration Information** field, or the **Custom Configuration** field for the **Communications Server Properties**: `[logging]closed during initial receive=yes`  
(478029)
- The Micro Focus Communications Server (MFCS) process is now stricter about terminating if it encounters problems during initialization, especially when initializing security.  
(613094)
- Additional guidance has been provided for the Conversation Filtering feature of Enterprise Server, with regard to default rules such as `deny:**`. See *Conversation Filtering* in your product Help for more information.

02528423 (415106)

- Micro Focus Demo CA on Windows no longer creates Registry keys identifying its installation directory. Therefore, MFCS and MFCC now use the environment variable COBSSL as the default directory for certificate and key files, if those are specified with relative paths. If COBSSL is not set, MFCS and MFCC will look to see if COBDIR is set and if so, whether there is a directory named DemoCA under it. If this also fails, they default to `C:\` (Windows) or `/` (UNIX).

(469048)

## Data Tools

[Back to the list](#)

- UNC paths were not properly resolved when loading data or structure files.

02819143 (673075)

- There was an issue with deleting multiple records of Line Sequential files simultaneously.

02542533 (425037)

- Previously, records located via the **Go To** action were not selected in the editor. This is now fixed.

02542696 (427048)

- The **Data File Tools Structure** view displayed incorrect values for binary data items that were explicitly defined with a number of storage bytes different to the default.

02649377 (536037)

- When inserting new records, the caret was always positioned at the end of the new record. This is now fixed.

02542581 (427045)

- In overwrite mode (toggled by Insert key) it was impossible to extend the length of text in fields. This also applied to functions like Find/Replace. This is now fixed.

02596359 (501005)

- The Class Data File Tools help did not open when selected from the Help menu.

(629083)

## Documentation

[Back to the list](#)

- Searching the help for `special registers` now returns the main topic on special register usage.

(612069)

- Details of the CP pre-processors COPYINEXEC directive have been added to the documentation. Use this directive to determine whether CP treats COPY tokens in an EXEC statement as a COBOL COPY statement or part of the embedded language syntax.

02729687 (623036)

- The product documentation now clearly indicates which library routines are not supported when running under CHARSETEBCDIC.

(551013)

- The documentation for the READ statement has been corrected for rule 26 in the General Rules for Formats 1, 3, 4 and 5 (Sequential, Relative, and Indexed Files) section.

(489027)

- Dynamic length items are no longer restricted items to enclose in a JAVA-SHAREABLE block.

(666196)

- A formatting issue in the Usage Clause syntax diagram has been corrected - the THREAD-POINTER and typedef-name-1 elements are now showing correctly.


- (505117)
  - The parameters for library routine CBL\_SUBSYSTEM have been updated in the product Help.
- (386097)
  - The documented restriction for the F run-time switch usage within .NET COBOL and JVM COBOL has been removed.
- 02720237 (613087)
  - The Z run-time switch has been removed from the documentation.
- (520009)
  - The documentation now includes an additional rule for the DECLARE statement to point out that, unless explicitly initialized to a value, a DECLARED item is initially undefined.
- (667190)
  - A number of reserved and context-sensitive words have been added to the product in support of the latest ENTCOBOL enhancements; see the *Reserved Words Table* and *Context-sensitive Words Table* topics in the product help for full details.
- (666134)
  - A typo has been corrected in the parameter definitions of the documented CBL\_GET\_PROGRAM\_INFO routine.
- (517025)
  - The documentation has been updated to clarify some potentially undefined behavior when the cobtidy() function is invoked; see the *cobtidy()* help topic.
- (637112)
  - The documented Byte-stream library routines have now moved to a sub-section under the *Files and Filename Routines* section.
- (610007)
  - The documentation for the CALL statement has been corrected with respect to the LENGTH OF clause, which can now take a literal value when under the MF dialect.
- 02182932 (218025)
  - The *File Handling Performance* documentation has been updated to reference the DATACOMPRESS and KEYCOMPRESS options, which can significantly improve performance.
- 02737405 (639069)
  - The SORT documentation has been updated to include the BUILD synonym that is supported within the UTFIL and OUTREC control statements.
- 02707437 (613023)
  - The documented definition of MFFTP\_PROCESS\_TRAILS\_ONGET control variable has been corrected to state it works in conjunction with LOCSITE (and not LOCSTAT).
- 02772554 (644097)
  - Additional optional security features are available for HTTP and MFBINP conversations, for the Web Services and J2EE, Web, and Remote File Access conversation types. Listeners can be configured to require user authentication and/or to restrict access to specific types of requests. See *Enhanced Security for HTTP and MFBINP* in your product Help for more information.
- (635054)
  - The documentation covering the syntax options required for building the container demonstrations has been updated to include the hotfix option, when building demonstrations built from a patch update product.
- 02590001 (488005)
  - The product documentation was missing a product name in the instructions for running a native COBOL application on a network server.
- (550040)

- The documentation now includes information on how to create a Certificate Authority (CA) trust store and how to set a password.  
02767272 (643023)
- The documentation for message JCLCM0199I has been updated to state that a Little-Endian byte order applies to Open PL/I programs only.  
02592712 (516070)
- The JSON Processing tutorial in the documentation has had a few cosmetic updates.  
(666207)
- The documentation has been updated to reference the level 78 item, MFU-GET-FILE, available in `mfunit.cpy`, that can be used to call the MFUGETF routine.  
(9316)
- The documentation for the PROPERTY clause has been updated to explain how a property is exposed based on the setting of the ILARRAYPROPERTY directive.  
00373023 (13206)
- The definition of the Redis Cluster configuration variable RD\_LUA\_LOG has been updated in the product Help.  
(520033)

## Enterprise Server

[Back to the list](#)

- The Mfsecrets AES provider now uses umask when creating directories.  
(469050)
- Mfsecrets AES provider will now follow the umask when creating files  
(464065)
- Micro Focus Common Client connections to MFDS could leak a UDP socket.  
(667038)
- The MF Directory Server port value was not being appended to the reported MF Directory Server address when MFDS\_DNS\_RESOLVE=Y was set.  
02674657 (612044)
- The Privacy Enhanced Mail file `CARootCerts.pem` has been updated.  
(244065)
- In ESCWA, when applying changes to JES and CICS pages for enterprise server regions that used non-default charsets such as Shift-JIS, would result in corrupted text.  
02592929 (489047)
- In ESCWA, JES Catalog datasets with expiration dates where intermittently hidden if the expiration date was not specified in the filter. This is now fixed.  
02694872 (569010)
- ESCWA interactive API library request body documentation has been corrected for pipeline related endpoints.  
(485045)
- Success message from CAS is now checked to return a success. Any message different to the successful cancel will now be interpreted as an error and ESCWA will notify as such.  
(567043)
- ESCWA would crash when deleting a package or handler along with its associated service.  
02594214 (489082)

- In ESCWA, the back button on the Spool DD display and edit pages will now open the **DD Entries** tab instead of the **General** page.  
02720808 (619001)
- ESCWA now accepts fully qualified domain names for its bind address.  
02493351 (450067)
- ESCWA will now return a unique message if the user if user has been revoked.  
02808236 02862909 (651201)
- In ESCWA, on the **Services** page you can now delete parent services and associated packages in a single action.  
02591547 (489045)
- In ESCWA and version 2 of its API, the DCT recoverable fields did perform correctly.  
(561042)
- In ESCWA, an error would occur if non-ASCII characters were sent to ESMAC.  
02729629 (625030)
- In ESCWA, the PO/PDS datasets were not loading.  
02819576 (658003)
- In ESCWA, the SEPs logs were not displaying.  
(652129)
- ESCWA interactive API V2 endpoints failed to operate correctly, including tracing and tn3270Screen. These have been fixed.  
(485029)
- The ESCWA **XA Resource** page no longer has a notice that it is a technology preview feature.  
02534474 (415107)
- ESCWA now allows Catalog Entries with DS Org set to GDG to have empty string to be submitted for Record Format through the API and it has been hidden by the API  
(653208)
- In ESCWA, the documentation for the Web API contained errors that prevented client generation using OpenAPI. In addition, fields that were missing have been added and security and resource keys have been removed from version 2 of the API.  
 **Attention:** Micro Focus strongly recommends that you no longer use security and resource keys.  
(453029)
- In ESCWA, jobs on the **Spool** page can now be opened in a new tab.  
02720802 (623006)
- In ESCWA, returning to a spool job now takes you back to the same tab.  
02789771 (649013)
- ESCWA now uses the full vertical height for tables on the **JES Catalog**, **Spool** and **Job** details views.  
02720795 (624002)
- In ESCWA, the **Spool** and **Catalog** pages both use the **List** button consistently with the filter options selected.  
02720796 (618001)
- Additional warning messages will occur if a Directory Server only has SOA or an MTO license.  
02852965 (684037)
- In ESCWA, the comparison of PAC strings were treated as case sensitive.

02761061 (638085)

- A problem that caused memory for `escwa.exe` processes to grow without falling back to normal levels has been fixed.

02735194 (629100)

- In the ESCWA API, `/native/v1/regions/{host}/{port}` would incorrectly return the `mfCASIMSEnabled` property twice.

02785649 (644117)

- In ESCWA, validation has been added to multi-line file path inputs to ensure they do not contain leading or trailing white space characters.

02513150 (515022)

- The CICS, Sys62, Fully Qualified Partner field length restriction was one character too short.

02642137 (528104)

- In ESCWA, user token fields were treated as invalid if the stored value contained inconsistent capitalization.

02634935 (545054)

- In ESCWA, you can now remove locks if necessary. Contact Micro Focus Customer Support for more information and guidance on removing locks. See *Locks* in your product Help for more information. The `casstop` resource entity is checked as part of the OPERCMDS resource class. A user must have **Alter** permissions to do this, which are the same permissions required to stop a region.

(651022)

- User authorization is no longer logged by default and can be enabled in the ESCWA interface.

(682002)

- You can now configure ESCWA to audit request bodies. To enable this auditing, check **Audit Request Bodies** in **Tracing and Logging Settings**. This information is recorded in audit event code 5 10. See *Tracing and Logging Settings* and *Audit Event Codes* in your product Help for more information.

02605389 (525006)

- In ESCWA, the **Catalog** page now provides enhanced filtering and list pagination. See *Catalog List* in your product Help for more information.

02616605 (530007)

- `esfadmin` calls to change the password on VSAM ESM no longer displays an error when it succeeds.

(661094)

- The VSAM ESM Module now correctly handles the case where a class directory exists but does not contain the `Rules.dat` and/or `ACEs.dat` files. If the directory for the class (for example, PHYSFILE) exists but neither `.dat` file exists, the class is treated as undefined. If only one of the two `.dat` files exists, the request fails with a database error.

(667018)

- The VSAM ESM Module sometimes incorrectly denied access to resources when it should have returned an unknown resource condition. This might then result in access being denied when it should have been granted by another security manager, or left undecided and then denied or allowed by default.

(651109)

- In earlier releases, the sample LDIF security definitions had incorrect definitions for the DOC\*, TCP\*, and URI\* resources in the MFESMAC class. This resulted in access failures when attempting to view or modify those resource types in ESCWA for some administrative users when LDAP-based security was used and security rules were specified using one of the sample configurations.

(651189)

- The `mldap_esm` security manager will now load the appropriate threaded/non-threaded version of `libmldap` which will result in the correct threaded/non-threaded LDAP library to be loaded.



(273023)

- When using `mfseccnv` to export users, the **Audit** property was not exported correctly. In addition, when using `mfseccnv` to convert LDIF to YAML the case of the **Mto** property for a user was not correct. These have been fixed.

(665201)

- The name of the default directory for security data used by the Enterprise Server VSAM ESM Module has changed from `es_esm_file_directory` to `vsam_esm`.

(638114)

- The `esfadmin` command-line utility will now accept an ESM server URL of up to 256 characters in length. Previously this was limited to 80 characters.

(484061)

- The `mfseccnv` utility now sets a non-zero exit code if it encounters any serious errors, messages of error or severe error level are reported. If the new `--exit-codes` command-line option is specified, it sets exit code 3 if any severe errors are reported, 2 if any errors are reported, 1 if warnings are reported, and 0 if only informational messages are generated. This feature will assist in determining success or failure when running the utility in a script.

(653180)

- The `mfseccnv` export was creating incorrect YAML.

(652164)

- A number of modifications have been made to diagnostic messages to improve accuracy and relevance when users attempted to change their passwords under Enterprise Server, when the MLDAP ESM Module was used with bind-mode authentication.

02547852 (505042)

- An issue existed with the map CN configuration option for the DCAS conversation type.

02528628 (414079)

- If the configuration for a Security Manager using the MLDAP ESM Module explicitly disables Version 1 Authentication (the default behavior), this no longer incorrectly forces DSS wildcard processing to compatible mode.

02637403 (529091)

- Performing an `mfseccnv` import of a YAML file containing users with non-literal password verifiers will no longer cause those users to have an incorrect password.

(666125)

- In the Early Adopter Program (EAP) release of the VSAM ESM security module, the All-Groups mode was being ignored under specific federated configurations.

02578575 (517044)

- Enterprise Servers MLDAP ESM Module can now detect the failure to contact an LDAP server for more types of network failures. Configure the connect timeout setting to permit the module to abandon hanging connection attempts after a specified time. If the redundant option is enabled for an enterprise server region (or ESCWA or MFDS) security, a connection timeout will let ESF fail over to another Security Manager; otherwise, it will let ESF fail the security request after the timeout expires, rather than hanging indefinitely.



**Note:** With this change, if a timeout is not configured the module will timeout a connection attempt after 2147483 seconds, a bit less than 25 days.

02004184 (193042)

- VSAM ESM custom configuration items were not being parsed correctly.

02579768 (473035)

- Under certain configurations the MLDAP ESM Module could fail to authenticate user credentials correctly, allowing users to sign onto Enterprise Server with incorrect passwords.

- 02652865 (537022)
  - In ESCWA and ESMAC, the ALIAS datasets were not being displayed in the catalog view.
- 02777645 (644001)
  - For security and SYSLOG AUDIT enabled enterprise server region, `mfdatatools2` no longer leaves File Descriptors with Syslog AUDIT permanently opened.
- 02792367 02806218 02882401 (652220)
  - If a Distributed Program Link (DPL) targeting TXSeries resulted in a backout, this was not being signaled through EIBRESP.
- 02639307 (628005)
  - When attempting to emit the message `CASKC0001E Transaction trn abend abcode. Backout Successful.` the CASSI process could trap with an RTS114 error.
- 02625044 (576015)
  - When a distributed program link (DPL) originator executed a SYNCPOINT ROLLBACK the end of task processing would report an AEXJ abend.
- 02725418 (633017)
  - In a PAC, concurrent operations to close an FCT (via `casfile` or SET FILE CLOSED) or to install a NEWCOPY of a CICS program could result in these operations becoming deadlocked due to these operations waiting for the others to complete.
- 02674657 02685119 02870114 (588004)
  - Previously if an EXEC CICS RECEIVE SET was used and no data was entered on the screen, the returned pointer was null. This did not match the mainframe behavior. This has been modified to replicate the mainframe and return a pointer and a length of 0.
- 02683642 (614118)
  - The matching string was incorrectly built.
- (297001)
  - When `casgate` processed large volumes of concurrent work, the TCA control block could be left in an invalid state, resulting in the TCA being disconnected.
- 02609989 02612420 02618756 (509036)
  - When performing a `caspac -aDump` or `-aDumpall` and the PAC uses a Redis Scale-Out Repository, the dump file will now include the semaphore data stored under the `CasBSI.Sem` hash.
- 02653594 (551001)
  - CASOUT requests can hang in server when SEPs are too busy.
- 02620485 (522007)
  - JCL File support for HSF no longer produces message CASTR0001W or system dumps when processing BMP jobs.
- 02839752 (669079)
  - When a 403 Forbidden was issued, the Web error program DFHWBEP was not called. This has been fixed
- 02833723 (665237)
  - When using `ES_XA_RECONNECT` the current transaction was not passed to `ES_MQMONE`.
- 02842758 (674052)
  - If an application was compiled with EBCDIC and issued a CICS ENQ on the name of a TD Queue prior to issuing a SET TDQUEUE, the enterprise server region would take 2 ENQs one in EBCDIC and one in ASCII.
- (609003)
  - If an application used BMS paging across an ISC link and the SEND PAGE specified TRANSID, the target transaction was not being invoked.

- 02826158 02832686 (665199)
  - On a busy system, when multiple ITRs were created the KEY could sometimes be a duplicate, resulting in loss of an ITR. A unique key is now always created.
- 02615912 (517014)
  - When using DISPLAY upon console, the buffer was truncated on the first x00 value.
- 02793186 (653054)
  - The CICSECM compiler directive would throw an error when using RECEIVE MAP SET.
- 02693743 (607026)
  - Concurrent SET FILE requests were resulting in SEP and enterprise server region crashes.
- 02629317 (528008)
  - When no path was specified for JES or CICS in a Performance and Availability Cluster (PAC) configuration, then starting an enterprise server region could result in a crash.
- 02764245 (638103)
  - After a distributed program link had been executed a subsequent TS queue operation could result in a SYSIDERR.
- 02826408 (663078)
  - The DFHWS-OPERATION container was marked as EBCDIC when the data was ASCII. This occurred only in a CWS requester application.
- 02622267 (543059)
  - When an enterprise server region was starting in a PAC, it could sometimes rollback an inflight transaction executing in another region.
- 02809622 02856124 (657012)
  - Whenever trace flags are modified via ESCWA or `casutl`, a console message is now written to indicate the trace flags that are currently active.
- (499017)
  - If a pool thread in the `casras` process failed to access a record in the PSOR due to an error scenario that required the thread to reconnect, the thread did not retry to connect. The thread now retries the connection 10 times. This can be modified by setting `ES_SOR_RETRIES` to the required number of attempts. If the thread still fails to connect then a `CASRS2107E` console message will be generated.
- 02815996 02819419 02791959 02870114 (665003)
  - The `casrdo` modules were initializing or handling the `cascookie` browser cookie incorrectly.
- 02713518 (589017)
  - The QUERY SECURITY API now honors the `ES_CLASS_XPCT` environment variable.
- 02585750 02733911 02763327 (505052)
  - The ERASE option on a SEND MAP MAPPINGDEV command, issued on the mainframe, was not honored when the resulting mapped data was used on a SEND TEXT MAPPED command on Enterprise Server.
- 02758850 (640111)
  - EXCI LINK failed to complete transactions when the timeout was reached.
- (506103)
  - The FLENGTH operand is now initialized to 0 if the container no longer exists.
- 02794254 (652175)
  - The ERASE option in the SEND MAP MAPPINGDEV command did not work.
- 02617389 (529019)
  - In an EBCDIC application, the buffer containing a screen generated by SEND MAP MAPPINGDEV was in ASCII. When the buffer was sent to a terminal using SEND TEXT MAPPED, the screen was unreadable because SEND TEXT MAPPED assumed the buffer was in EBCDIC and converted it to

ASCII, resulting in data corruption. This has been fixed so that the buffer is generated in the codeset of the application.

02609390 (519059)

- Files with more than 8 indexes were not being displayed in ESMAC.

(484021)

- When an EXEC CICS GETMAIN was used, the allocated memory was not rounded up to a 16-byte multiple, as is implemented on the mainframe.

02760574 (637094)

- The Historical Statistical Facility (HSF) CASA\_ECI\_Function now records the program name when a PGMIDERR abend occurs.

02406172 (362003)

- New ESMAC sessions did not redirect to the **System Sign On** page when the default user sign on was disabled on a secure enterprise server region.

02518847 (415043)

- Intermittent APPC CICS RECEIVE hangs over SYSC Connection when multiple conversations were started in parallel. This has now been fixed. Use the new environment variable ES\_APPC\_RECEIVE\_WAIT\_FREE\_SESSION\_TIME to set the number of seconds between 1 and 5 to wait for the APPC session to be free before being reused.

02492016 02492583 (401124)

- A trap could occur in `casmgr` depending on the memory layout, because the memory type was not checked when processing a chain. This has been fixed

02835014 (665257)

- Attempting to set the **Group List** for an older Enterprise Server **SIT** (that is, a **SIT** last modified by a product older than 7.0 PU10 and 8.0 PU1) resource through ESCWA or legacy ESMAC interface would not apply and clear the **Startup List** property.

02682769 (562059)

- When a job is submitted to an enterprise server region which does not have any initiators configured, the information is now issued to Redis which prompts other regions (using `casmgr`) in a Performance and Availability Cluster (PAC) to pick up the job, if possible.

02573862 (489051)

- Jobs became stuck in the dispatch queue following the initiator being stopped.

02456381 (504075)

- Redis connections could be left open if connections were made from several threads simultaneously.

02615200 02666251 (529104)

- When a process died before responding to the process that issued an RPC wait, the recovery failed to dispatch the waiting process, resulting in a process hanging.

02671714 (561035)

- Invocation of a Tuxedo -hosted program using DPL and specifying a transaction ID was not working.

02538521 02644110 (419027)

- CICS NEWCOPY could fail intermittently depending on the number of enterprise server regions in the PAC.

02684415 (559060)

- Threshold was not being propagated to the alias transaction when using CWI or CWS.

02780629 (644052)

- The terminator for custom field entries has been changed from # to x00. This is to prevent field entries from being truncated at #.

02737028 (629069)

- The `CAS11452E` console message now correctly reports runtime errors that caused `casmfdbfh` initialization to fail.  
02703834 (614008)
- On a CICS ENQ command, the ENQBUSY condition resulted in a transaction ABEND. This condition no longer results in an ABEND, in accordance with the mainframe behavior.  
02595856 (495011)
- The Internal Reader queue will now be installed in all enterprise server regions in a PAC, and not only on the first region starting the PAC.  
02669519 02678257 (545089)
- Every time `casmgr` hard killed a process that was stuck after the threshold issued a kill, a dump was taken. If someone was formatting the dump at the same time, `casmgr` would be blocked trying to access the dump file for up to 10 seconds. A kill is now issued for all the stuck processes and only perform a single dump at the end.  
02814032 (666034)
- If a USERIDERR occurred then the partner did not receive the error message.  
02744133 (628170)
- When using CICS START with FROM and \_FROM in a PAC enterprise server region, the REQID generator could result in duplication.  
02814032 (656054)
- When a USERIDERR occurred on a start transaction the socket failed to close. This has been fixed  
02739278 (629094)
- When the ENOMEM error was reached after the maximum number of sockets were in use, the listener would not issue the ACCEPT call, resulting in a blocked listener.  
02667973 (613088)
- When creating a resource the name was not being trimmed.  
02667449 (542093)
- When sharing the spool between either enterprise server regions in a PAC or outside a PAC, if a JOB was cancelled in ESCWA from a region that was not running the job then it could result in a spool deletion of the job but the process running it would not be cancelled.  
02690589 (567034)
- Using the SET TRANSACTION API did not publish changes to other enterprise server regions in the PAC.  
02634669 02674657 02712535 (528029)
- A shared memory leak could occur during `castrc` recovery processing.  
02568907 (474022)
- When a shared memory lock produces a dump, the lock is released before opening the dump file, and the lock is acquired afterwards.  
02867469 (683131)
- A deadlock could occur when a job was killed.  
02780469 (643040)
- An enterprise server region would fail to start if FUTEX was enabled.  
02782113 (643047)
- The `casclsec` utility failed to receive the userid.  
02636579 (526099)
- When a distributed program link passed a large channel, the receiving enterprise server regions buffer could overflow causing unpredictable behavior.

02600111 (517086)

- HTTP requests exceeding 32 headers to a Web Services and J2EE listener can cause a runtime error in MFRHCGI. This has been fixed. HTTP requests exceeding 64 headers to a Web Services and J2EE listener might be rejected with a 400 HTTP response status code with Too many request headers. in the response body.

02789436 (651069)

- A delay in transaction routing and DPL introduced by the fix for defect 401124 has been fixed.

02656673 02656960 (543009)

- Responses for CICS Web Services where the COBOL structure contained an item defined with the SEPARATE CHARACTER phrase on the SIGN clause failed with an INVALID\_ZONED\_DEC conversion error.

02737879 (636045)

- DPL interactions with a Tuxedo CRM server would trap during SL2 exchanges.

02667227 (543087)

- When using RECEIVE SET and the length of the returned area was not > 0, the returned area was not initialized to low-values as on the mainframe.

02810680 (685039)

- Issuing a program cancel with the no wait option in a PAC, left an orphaned record in the PSOR. This record is now cleaned up at the end of the command.

02674657 (615074)

- The FILE API response codes were not being propagated back to the remote system.

02785730 (648026)

- Incorrect auth calls were being made while using the DFED.

02628702 (529011)

- Alter or update privileges for a user are only checked when a user is performing an update action.

02619324 (515072)

- Improved performance when retrieving spool list with `casrdja3` and pagination and additional sorting issue was resolved.

02812222 02814188 02828802 02832820 (658036)

- The code that matches TS queue instances with TSMODEL prefixes did not always return the closest matching prefix.

(540013)

- An RTS 114 could occur in `cascd` or `casmgr` when the connection to the database used by MFDBFH was lost.

02575775 (486054)

- When using TCP USER protocol, the state of the PCT was not checked.

02749238 (636061)

- The copybook `dfhcbtct.cpy` has been updated to the latest version.

02821444 (667228)

- The 64-bit Dump Formatter incorrectly formatting trace point 4084 from `dfheserv`.

02599370 (506047)

- An additional field, `advancedFilterEnabled`, has been added to the catalog filter API requests to indicate that the new filtering and pagination capabilities are present.

(529090)

- Improvements have been made to the checks for jobs waiting to be dispatched in an enterprise server region.

- 02596825 (503030)
  - The console message CASSI9051I was not displayed correctly.
- (472003)
  - Support for multiple system procedure libraries has been added.
- 02762877 (639081)
  - LRECL was truncated when displaying the catalog dataset properties.
- 02632597 (528027)
  - The referencedFrom and ReferencedTo parameters for the ESCWA catalog filter API were not being honored.
- 02660352 (543063)
  - A delay in transaction routing and DPL introduced by the fix for defect 401124 has been fixed.
- 02645065 (526115)
  - A double EBCDIC conversion of the DFHEIBLK block occurred when using CICS Web Services and linking to EBCDIC programs.
- 02594321 (498031)
  - In ESCWA, an error caused uninitialized data to be entered into the file size in some cases where 0 should have been displayed.
- 02527126 02616594 (509029)
  - The number of connected SEPs was truncated when the value was higher than 255.
- 02640448 (528100)
  - An incorrect warning generated by the EXEC CICS GET CONTAINER API has been fixed, and the rule file for the FLENGTH parameter has been corrected.
- 02752469 (638009)
  - When using the provided TCPIP SERVICE(HTTPNSSL) from GROUP(DFHWEB), CWBXN would try to link to a program name only containing spaces as the TCPIP SERVICE had no URM defined.
- (645127)
  - An application running in transaction routing mode attempting an EXEC CICS INQUIRE TERMINAL would get a response of TERMIDERR. This has been fixed and the REMOTESYSTEM parameter is now populated for transaction routed terminals.
- 02600302 (516027)
  - New traces have been added to differentiate between GLM, PAC, or LOCKDB locks.
- (651046)
  - An RTS 173 could occur in the casverify command-line utility during verification for the ESMQXA XA switch module.
- (662068)
  - In ESCWA, the **Spool** page failed to display jobs when filtered using an asterisk combined with other characters.
- 02700563 (588010)
  - If a network error occurred in one of the CASRAS threads but not in the PING thread, then the threads that contained the error would stop processing work.
- 02653594 02792419 (649048)
  - Viewing the system trace table from ESCWA (by selecting **Trace X**) displayed invalid timestamps in all trace entries.
- (566040)
  - When using ES\_TN3270\_FORCE\_ALT, the autoinstall DFHZAI was not using the correct terminal size values.

- 02647572 (537044)
  - EXEC CIC INVOKING PGM now ignores all programs using call and only considers LINK and XCTL in the STACK.
- 02820735 (663046)
  - The find option in CEBR did not work correctly. This has been fixed
- 02803455 (657011)
  - If an application performed a READ FILE ... UPDATE and then invoked a DELETE with RIDFLD() where the RIDFLD was different from that used in the READ, this would fail with an INVREQ.
- 02806458 (663049)
  - When using CRTE, if the executed transaction was creating a channel, that channel was lost after the CICS return transid.
- 02580053 (485062)
  - If the buffer to display contained an x 00 then the text was truncated.
- 02861717 (683119)
  - When a user not accessible in the OS user database attempted to start an enterprise server region, a runtime error would occur in `cascfg`.
- 02659924 02782387 (543066)
  - A memory corruption would occur if a RECEIVE MAP used a buffer, created on a previously RECEIVE SET API, that was too short. The mainframe obfuscated this issue.
- 02724286 (629096)
  - Previously, if a Configuration Manager property fails validation, the enterprise server region initialization would fail with a corresponding `CASCF0070E` console log error message. Now, in some situations the property value will be limited and identified by a `CASCF0071W` console log warning message.
- 02662199 (622019)
  - When using CICS LOAD in the same transaction more than 255 times an abend AEI0 PGMIDERR would occur. This has been fixed
- 02810787 (658048)
  - When a BMS PAGING transaction, executed remotely, issued a RETURN TRANSID(...), then the supplied transaction was not invoked.
- 02826158 02832686 (673120)
  - During execution of a remote transaction over an ISC link where the output was paged BMS and TRANSID was specified on the SEND PAGE RELEASE, the target transaction would not be invoked on the originator enterprise server region.
- 02826158 (662074)
  - When executing a transaction which used BMS paging the CLEAR key would not terminate the page browse and would hang processing for the active terminal.
- 02850987 (680015)
  - DPL requests that interacted with Tuxedo CRM would result in a trap in the target during SyncPoint processing.
- 02690834 (600001)
  - During an INVOKE SERVICE command, the name of the current channel might be incorrectly modified that is a GET CONTAINER with the CHANNEL option would return CHANNELERR.
- 02837778 (674022)
  - ENDDATA was incorrectly sent when a client using http was disconnected.
- 02526457 (473050)
  - On a busy system with active TRANCLASS, SEPs could hang if they did not receive a response to a request if some SEPs had died.



- 02646979 02671418 02751632 02680443 02894969 (547001)
- When an EZASOKET blocking call was made, ITRs were not processed until the EZASOKET call had returned.
- 02593074 02596733 (506040)
- In ESMAC, user access to the **Server Information** page can be restricted using the **TABLE\*** resource under **MFESMAC** in LDAP.
- 00368580 (13547)
- The performance has been improved when checking for FCTs status when first opened.
- 02660694 (543064)
- When running in a PAC, a RETRIEVE could incorrectly return an IOERR. This would occur if the transaction was initiated via a START using the TERMID and FROM options and the terminal was connected to an enterprise server region different to the one processing the transaction executing the START.
- (477002)
- If the dataset was specified in the usercatalog, CAS did not treat the FCT as being accessed correctly.
- 02764529 (643016)
- A PACs internal reader jobs were not dispatched when using disposition MOD.
- 02669519 (561052)
- Resource prefixing did not occur for non-default CICS resource classes when the ES\_ESM\_SECPRFX environment variable was enabled.
- 02674614 (551015)
- The EZASOKET listener was not closing the socket when detecting that the transaction to start was disabled. This is now fixed.
- 02728676 (624027)
- The EIBRESP from the remote enterprise server region was not being propagated to the requester region.
- (567053)
- Applications compiled for AMODE issuing GET CONTAINER with SET on containers created by CICS (typically during CICS Web Services processing) could encounter RTS 205 and/or 203 errors. This was a result of the address returned to the application on the SET option not being deregistered with the mainframe pointer manager (MFPM) when the memory was freed. If a later attempt was made to convert this same address from native to mainframe then MFPM could return an invalid address resulting in undefined behavior. This has been fixed by ensuring that the address is deregistered.
- 02625440 (658095)
- When a SEP is killed before it can pick up work, the terminal was not notified resulting in a hung state.
- 02552505 (464090)
- The SET-TERMINAL performance has been improved. Shared memory is now used for an ENQ from a LOCKDB enterprise server region instead of using MFDBFH.
- 02797529 (651059)
- When using an enterprise server region in a PAC, the PPT values for a program were sometimes corrupted in Redis.
- 02815591 (663009)
- After closing an FCT, the resource could be in an inconsistent state enterprise server regions in a PAC because some state changes were not published.
- 02674657 (628038)
- Authentication checks would fail when the ES\_ESM\_SECPRFX environment variable was enabled.
- 02628811 (527015)

- Viewing active Interval Control Elements (ICE) from ESCWA or ESMAC for a TRANCLASS enabled enterprise server region could unexpectedly fail, or result in a memory access violation in `cast.sc` if the Temporary Storage, Channels and Containers Control (TSC) trace flag was set.  
02569568 (508026)
- If a SEP was terminated in the middle of writing to a TS queue, then an infinite loop could be encountered on all subsequent writes to that queue. This is a result of the queue control record not being updated. If this does occur then the first write will retry for a period before returning TIMEDOUT. All subsequent writes will function as normal.  
02625902 (521033)
- In CICS Web Services, where CHAR-VARYING=NO was specified on the generation of the `wsbind` file, mapping a string from COBOL with a value of space followed by low-values would produce a SOAP value filled with spaces. This is inconsistent with the mainframe. The SOAP value will now contain a single space.  
02794739 (653087)
- Stage descriptions and step names in the `casverify` command-line utility have been updated to be more consistent and informative.  
(662031)
- On the mainframe, IBM inserts the cursor at the top-left corner if a send text does not specify the cursor. `OpenText` now implements the same behavior.  
02650523 (536031)
- User and group information is now written to Redis after a sign-on and removed after a sign-off. This enables the user and group ID to be displayed in ESCWA and ESMAC PAC clients.  
(488036)
- When `ES_CLASS_XFCT=NO` then the security on open files was not checked.  
02821126 (661046)
- The CICS Sockets option `SMSGSUP=YES` suppressed console messages but these were still written to the defined TD queue. This option now suppresses TD queue messages as well.  
02584552 (489091)
- An RTS 173 occurred during the `casverify` CICS configuration verification when using a database hosted resource definition folder.  
(542074)
- Users were not able to view the list of datasets associated with an enterprise server region.  
02813353 02814600 02832796 02832194 (656087)
- If the close of an FCT entry caused more than one FCT to be marked as closed, (that is, there was at least one alternate index open) an attempt was made to remove the same piece of shared memory twice, in quick succession. If after the first free, another process was allocated shared memory at the same address, then the second free would incorrectly de-allocate it.  
(651010)
- If a process that was issuing an FCT CLOSE command (via `casfile` or EXEC CICS SET FILE) were to exit prior to all SEPs having acknowledged that they had processed the request, the FCT entry would be left in a CLOSING state. Recovery of the process now ensures that the state of the FCT is rolled back to OPEN because we cannot guarantee that all SEPs have physically closed the file. In this case, a new close command needs to be issued to have the FCT marked as CLOSED.  
02752016 (578002)
- Paths containing spaces were not correctly handled in enterprise server region configuration when using the `casverify` utility.  
(550021)
- When calling the GLUE exits XZCOUT, Enterprise Server will now always pass the DFHEIBLK block in ASCII independent of how the application charset is used when compiled.

- 02700952 (613085)
  - The token creation for the BROWSE CONTAINER commands (STARTBROWSE, GETNEXT, and ENDBROWSE) did not operate correctly.
- (685021)
  - A problem that occurred when stopping a region and simultaneously submitting a job caused MFBSIJCL hang in a loop.
- 02612304 (536034)
  - A CFLE transaction incorrectly set the file to DISABLED when CLOSING.
- 02852107 (681023)
  - Attempting to perform a DPL from TXSeries would fail due to unexpected PIP data included with the ATTACH.
- 02622825 02703317 (577002)
  - The wait calculation in CICS commands that require acknowledgement from all SEPs in a PAC (FILE CLOSE, NEWCOPY) could result in large delays between checks on the ITR record in the PSOR. This has been modified so that the wait time between checks will not exceed 5 seconds.
- 02752016 (636051)
  - An issue preventing Japanese localization from being displayed on the ESCWA **Advanced Region Properties** page has been fixed.
- (389049)
  - An error is now returned if a `castran /v` is attempted on a program that has a PPT specified.
- (517043)
  - Under certain circumstances EXEC CICS RELEASE was not working correctly.
- 02602571 (528079)
  - When using the EXEC CICS INQUIRE TERMINAL API, the userarea and userarea len were not being returned correctly.
- 02767317 (644145)
  - Displaying fixed record length files with deleted records on ESCWA and legacy ESMAC interface could have issues with paging and report an incorrect total record count.
- (685076)
  - The import and export of TST resources now supports Process Local and Exclusive queue types.
- 02757840 (640174)
  - IMS BMPs that exceed their timeout will no longer hang their enterprise server region.
- 02726493 (624023)
  - When using EXEC CICS LINK to a remote enterprise server region with channel, if the channel was bigger than 32k, the ISC link would fail.
- 02569844 (485061)
  - Transactions were returned in the incorrect charset after an EXEC CICS LINK to a remote program.
- 02569850 (485060)
  - The `casverify` CICS configuration stage now also checks the developer group for a SITs startup list.
- (665230)
  - The incorrect length was used on query security when RESTYPE was used.
- 02852945 (679030)
  - Starting a `cobesdebug` session with `type=J2EE` would result in a communications timeout error.
- 02594045 (504155)
  - Attempting to dynamically update an XA Resource without a close string could result in an RTS114 within the `CASA_Update_XRM` service.

(653074)

- In a PAC environment, if a transaction had performed an XA prepare and not performed an XA commit or XA rollback while a new enterprise server region was starting, the recovery transaction started at the region start could result in an incorrect recovery of an inflight transaction. The process now checks that it is a true indoubt transaction rather than an inflight transaction.

02575529 (477030)

- Any nameless steps in preflight modules have now been titled appropriately.

(674050)

- The ESCWA v2 dynamic-config API produced a JSON error when a HTTP PUT request succeeds with further messages.

(653051)

- SYSIDNT was not retrieved correctly when added to the configuration manager.

02635287 (683088)

- Added option for regular JSON output to the `casverify` command line utility. See `casverify` in the product Help for more information.

(658063)

- Previously, the environment variable `ES_ESM_SECPRFX` applied a prefix to all classes. It now only applies a prefix to CICS classes.

02577210 (469066)

- The embedded template command `#INCLUDE` is now supported in DOCUMENT APIs.

02728038 (651024)

- When `XAID` is specified, `ISOLEVEL` is now set for the dynamic Oracle and DB2 switches.

(472008)

- If the `ESXAEXTCFG` exit module fails to load when `ESLOGGING` is enabled in the XA open string, then a `CASKC0025I` message will be displayed in the console log.

02725011 (623009)

- The PostgreSQL XA switch module now uses a valid SQL statement to test the current connection.

02721671 (618025)

- The XA recovery transaction failed when using `ES_XA_RECONNECT` and the connection to the Resource Module (RM) was lost, the transaction was started too many times which flooded the system.

02532560 (415184)

- XA resource without customization in the XA open string continues to open connection as-is when Micro Focus Vault support is enabled for other XA resources.

02671497 02675636 02819649 (547042)

- A change has been implemented to exclude testware on the IBM390 architecture in certain scenarios.

(628167)

- CICS Web Service response messages would fail when the response structure contained an Occurs Depending Item with 0 instances.

02782873 (644122)

- If a container that should have been created by the application was not found, then the error in `DFHJSON-ERROR` and `DFHJSON-ERRORMSG` failed to be returned. This is now fixed.

02801082 (652110)

- `mfsecrets` no longer displays unhelpful warning about config items not being found in ESCWA logs.

02543385 (425051)

- If `mfsecrets` fails to load the config file it now displays a more explicit error.

(662041)

- After performing a successful migrate, `mfscretsadmin` will no longer produce an error message indicating it failed.  
(661078)
- In ESCWA, previously the transaction count on the **Live Properties** page and API was incorrectly tied to the task number, which would reset when reaching 99999.  
(683114)

## Enterprise Server Auditing

[Back to the list](#)

- An issue occurred at shutdown when using TLS, this could result in socket closure before the peer had time to complete receiving.  
(272016)

## File Handling

[Back to the list](#)

- When using FileShare, a warning message is no longer displayed when disconnecting from a telnet session.  
02771996 (638125)
- During a SORT operation, fields are no longer converted to EBCDIC when SORT-EBCDIC is used.  
02620554 (519014)
- SYMNAMEs defined in a sort card under ICETOOL emulation is now supported.  
02636502 (645041)
- During a SORT operation, ZDPRINT now converts positive SIGN-EBCDIC values to printable characters.  
02626521 (521026)
- INCLUDE processing within UTFIL when using SORT/SIGN EBCDIC has been fixed so that it works after performing an OUTREC.  
02831788 (667043)
- Support for an additional format to use when a symbol is supplied has been added. The new format overwrites the format used within the symbol.  
02636502 (627083)
- A SORT issue has been fixed where a COBRT114 error would sometimes occur when calling SORT with MJRM CTF tracing enabled.  
(629055)
- SORT: E15 exit programs now successfully perform record insertions when paired with SORT FIELDS=COPY or OPTION COPY statements. Previously, the behavior for E15 record insertion, when paired with SORT FIELDS=COPY or OPTION COPY statements, was undefined and caused an RTS114 to occur.  
02641771 (526102)
- The 9/139 (Header mismatch) error for cases not previously addressed when using the FTOV field has been resolved.  
02624011 (532030)
- A 9/139 file status no longer occurs when submitting a SORT job with an UTFIL statement containing FTOV and HEADER1 parameters.  
02522665 (411123)

- ICETOOL data now displays correctly in an enterprise server region set to EBCDIC.  
02670585 (542110)
- An issue within a SORT operation, where a COBRT173 error would be displayed when initializing data, has been fixed.  
(640072)
- During a SORT operation, an issue involving SYMNames in the INREC/OUTREC processing has been corrected.  
02617277 (504131)
- During a SORT operation, an INCLUDE with PARM=SIGN-EBCDIC now works with non-zero Zoned Decimal values.  
02650386 (539003)
- A problem that caused the return code from MFJTOOL COUNT to be incorrectly overwritten has been fixed.  
02769130 02778992 02779239 (637120)
- For SORT operations, an issue with the ICETOOL RESIZE operator, which caused it to erroneously fail before resizing occurred, has been fixed.  
(651068)
- SORTCOMPRESS=5 will now correctly compress records that are multiples of the compression limit.  
02771702 (644012)
- MFJSORT now works correctly when the SORTIN used is SORTIN02.  
02768946 (640183)
- A new environment variable, MFJSDCBOUTFIL, has been introduced. It determines if the LRECL specified in the DCB for an OUTFIL file is honored during MFJSORT. See *MFJSDCBOUTFIL* in your product Help for more information.  
02683475 (565003)
- During a READ operation, the read closest op code now finds the next complete record from the relative byte address provided.  
(387018)
- Invoking an IDCAMS VERIFY on a VSAM ALTERNATEINDEX no longer fails with IO Status 3/9.  
02795500 (651032)
- An error displayed in the IDE stating that a project Could not load assembly MicroFocus.COBOL.FHRedir.dll has been fixed.  
(515058)
- The **Spool** queue is now available to view from ESCWA while it is being written to. (Previously, this was not possible, as it was locked.)  
02633109 (529026)
- A performance enhancement has been made when writing to spool files.  
02625933 (499048)
- An issue, where programs that included the following copybooks failed to compile when using the sourceformat(free) directive, has been fixed:  
fsdatab.cpyfssdatabv2.cpyfsviewop.cpyfsviewopv2.cpyxfhcd3.cpy  
(403045)
- An issue has been fixed when initializing File Handling tracing when the mfdas32 command is run.  
(675076)

## Host Access for the Cloud

[Back to the list](#)

- The Windows start script which starts the HACloud session server could fail with a `ClassNotFoundException`.  
(544123)

## IBM Language Environment for OS/390 & VM Support

[Back to the list](#)

- The CEE3PR2 LE mainframe callable service is now supported.  
02612970 (550007)

## IMS Support

[Back to the list](#)

- A stop command for an MPR from ESCWA or `casout /t{pid}` now commands any scheduled MPP to exit normally, and stops the MPR. In addition, `casout /-{pid}` now commands a scheduled MPR to exit normally, stops the MPR, and starts a new MPR with the same name that services the same classes.  
(389052)
- The default value returned for IMS Connect MOD-name requests is now spaces instead of DFSMO2.  
02558109 (451054)
- The /DIS TRAN command output no longer shows a negative ENQCT value in certain situations.  
02579450 (473021)
- A problem that caused an MPR to hang when there was an XA COMMIT failure has been fixed.  
02633119 (525043)
- A problem that sometimes caused batch jobs to erroneously remain in active queue after an application abend has been fixed.  
02562178 (479006)
- Response mode transactions that were not the first or only transaction in a chain, did not chain to another transaction, and did not send a response to the client sometimes caused an abnormal termination.  
02507916 (628060)
- A problem that caused IMS-TM to hang when repairing message-queue corruption has been fixed.  
02764276 (651001)
- A problem that prevented the ADDREPL parameter from adding new records and from updating existing records has been fixed.  
02624728 (522049)

## Interface Mapping Toolkit

[Back to the list](#)

- Web services using very large SOAP messages no longer throw a 153 (subscript out of range) runtime error.  
02778746 (645015)
- COBOL client generation no longer fails due to the presence of escaped XML characters.  
02730776 (629048)

- CICS Web Service requestor SOAP messages no longer contain extraneous namespace declarations.  
02771747 (644034)
- Top-down generated CICS Web services now correctly handle mixed-content SOAP elements.  
02809925 (651214)
- The occurs attribute is now unbounded on service interface fields for COBOL items that have an ODO clause and that are mapped using default mapping.  
02614317 (519020)
- The presence of escaped XML characters sometimes caused COBOL client generation to fail.  
02662184 (544055)

## JCL Support

[Back to the list](#)

- The JCL referback syntax sometimes failed to locate a ddname given a valid \*.stepname.ddname reference. This has been resolved.  
02636141 (525058)
- SSTM SEPs share information about the SSTM job for a region. In previous releases, this information was protected via a lock that was globally visible across a PAC. That lock is now local to the region, preventing contention with other regions in the PAC.  
02782564 (415078)
- The process by which the JES engine accesses the job number of a JCL submission has been updated to provide a new option that enables enqueueing, which can increase throughput, reduce latency, and reduce disk/file access. Use the new MF\_SPLJNO\_LOCK environment variable to enable this functionality. For details, see *MF\_SPLJNO\_LOCK* in your product Help.  
02725244 02732144 (623029)
- Jobs submitted with CLASS identifiers but without an available initiator sometimes blocked jobs that did have an available initiator. This is now resolved.  
02719961 02722059 (619002)
- The TSO LISTCAT processing failed to terminate catalog GN processing when the DSN name differed from the LISTC entry. This caused LISTC processing to read the entire CATALOG which caused a performance issue.  
02841977 (673016)
- An `ERROR 500 - Internal server error` sometimes resulted when running JES jobs with CTF enabled. This is now resolved.  
02441415 (380039)
- In the case of a `JCLCM0159U` error, the file status code will also be displayed.  
02684956 (564003)
- The MFCATMNT catalog maintenance utility sometimes erroneously removed datasets with an expiry date of 000. This is now resolved.  
02655445 02671859 (542016)
- A problem that sometimes caused JCLF STAT show the incorrect number of records in the read/write counts for SORT has been fixed.  
02603945 (504093)
- Running LISTC via a TSO operation such as REXX sometimes failed to return the correct records. This is now resolved.  
02704865 (609014)
- When the `mfsp1cnv` utility failed to convert a spool file, no file status or return code was generated. This has been corrected.



02831037 (665208)

- The IF/THEN/ELSE control within the IDCAMS processing could, in rare circumstances, behave incorrectly.

02831028 (666041)

- The MFCATNML utility has been updated with a new option, -d, which excludes the processing of on-disk cataloged spool files.

02811165 (684064)

- A problem related to the allocation of concatenated datasets using the ALLOC statement has been rectified.

02673460 02676017 (551006)

- A REXX command that writes to a SYSOUT when run in a JCL job would, by default, set a SYSOUT with 133 characters. If a DD was defined with more than 133 characters, the default sometimes overrode the length specified within the JES job DD. This is now rectified.

02599095 (517009)

- Multiple SSTM SEPs could be queued to write records to the JOBLLOG, potentially blocking the SEPs.

(533054)

- MFFTP was erroneously leaving the enqueue on a dataset until the end of the job, causing issues when the FTP was invoked using a REXX script because the PUT command dynamically allocated a file with the same DDNAME. To correct this, MFFTP now checks whether the DDNAME is already in use, and if so, generates a new DDNAME. This continues until an unused DDNAME is generated, at which time it is allocated.

02627598 (529037)

- In this release, alternate indices are correctly added for IDXFORMAT=12 VSAM files.

02756828 (643084)

- A problem that prevented steps named using an @ character from restarting has been fixed.

02813435 (656053)

- The MF\_LEX\_API environment variable has been added to allow single or multiple LEX files. For details, see the *MF\_LEX\_API* entry in the *Environment variables in alphabetical order* topic in your product Help.

(653230)

## Mainframe Access

[Back to the list](#)

- Only \*.*extension* is currently supported for MFDAS IMPORT QSAM.



**Note:** \*. \* is not supported.

(258147)

- MFDAS PDS FILTER downloads now honor the NOSTRIP flag.

(538009)

- If MFDAS downloaded more than 9K members it would fail because it would run out of handles.

02823515 (681007)

- A regression test failed, resulting in MFDAS Load and Unload functions returning bad xmit.

(306032)

- On UNIX platforms, the MFDAS command FINDMEM failed to return multi-part forms.

(274001)

- The mfdas preserve trailing space option (NOSTRIP) failed to work in all cases.

(532047)

- Corrupt PDS directory entries will no longer result in an abend 0C7.

02550202 (499001)

- Support for escaped characters (%nn) was not correctly implemented. This has been fixed and session data (data set and member names) is now translated to a user code page if specified.

(498001)

- 100-byte passphrases were being truncated when used with MFDAS and Web routes.



**Note:** Shorter passphrases were not affected.

(487067)

- MFA no longer leaves user data sets allocated after an IEC131I message is issued.

02823515 (674089)

- Mainframe Access (MFA) has been modified to cancel timers for hung sessions.

(638119)

- Occasional abends 0C4 occurring in the Web task after a user LOGOFF will now no longer occur.

(500001)

- Mainframe Access (MFA) will no longer abend 0C4 when a large number of members are imported using **Bulk Member Import**(BMI) using the MFA REST API.

(630091)

- Mainframe Access (MFA) member renames and deletes will now check for RACF UPDATE access, not ALTER.

02598903 (499055)

- MFA/REST processing has been updated to always clear the member name before writing a HTML form header.

(479028)

- After a successful IDCAMS function the SYSPRINT output will be wrapped in JSON: { message : <IDCAMS SYSTEM... } }

(264093)

- The CODEPAGE will no longer be interpreted as a member name.

(525117)

- If the ISPTLIB DD statement in MFATSO needs to be updated the change must be made in the IVPINIT1 exec. This is because this exec reallocates ISPTLIB and JCL changes will be lost.

02708726 (620014)

- The strupr() function was occasionally abending when the text to be folded was in the last allocated page.

(468028)

- If maximumRecordCount and inputDataset are both specified it will no longer result in extra records being sent when importing a job.

(499049)

- Importing an empty VSAM cluster would result in the KeyLength and KeyOffset attributes being interchanged.

(488063)

- Changeman history requests will no longer result in an 0C4 if using CMN V8R1M0 and the package does not exist.

(559003)

## MFUnit Testing Framework

[Back to the list](#)

- An issue with COBOL Language Server failing to locate MFUPD\_ and MFUWS\_ prefixed files when compiling with the MFUnit Pre-Processor (mfupp) has been fixed.  
(530030)

## Micro Focus Batch Scheduler Integration

[Back to the list](#)

- MFBSI Control-M has been corrected to no longer truncate \* in set statements.  
02609269 02625900 02644866 (509037)
- The MFBSI MFBSISEC parameter has been corrected to preserve the original case of the directory.  
02601519 (505054)
- Message JCLSI0100E has been updated to identify just the root cause of the if/else error, giving either %%IF with the first or second operand missing or null, or %%IF without a valid operator.  
02638570 (604002)
- MFBSIEMX has been updated to have a more specific filter for JES File events, reducing the load on CASTRC.  
02576304 02528720 (484001)
- A problem that caused nested %%IF-%%ELSE in JCL to be processed incorrectly has been fixed.  
02638570 (529082)
- The %%IF operand now works correctly with the %%BLANK AutoEdit variable and variables set to %%BLANK.  
02789010 (647015)
- MFBSICTM now correctly ignores values beyond column 71.  
02615383 (516011)
- MFBSI Control-M has been corrected to no longer truncate \* (asterisk) in set statements.  
02609269 (541005)
- Lines skipped by a %%GOTO are now checked for %%IF and %%ENDIF so that the IF level can be correctly adjusted.  
(629074)
- REDIS\_TLS has been added as a valid PSOR connection type.  
02708712 (614037)

## Micro Focus Directory Server

[Back to the list](#)

- Creating a new Communications Process could result in a duplication of an existing Communications Process instance value. This has been fixed. In addition, improvements have been made to enterprise server region **Validate** feature which now checks for and fixes duplicate instance values and Communications Process names that do not match the parent Enterprise Server name.  
02627797 (528031)
- The Micro Focus Directory Server (MFDS) could sometimes crash when adding an External Security Manager (ESM) if no password was supplied.  
(446038)
- A TLS-enabled Micro Focus Directory Server (MFDS) would become unresponsive when receiving requests from MRPI clients.

02552647 (465007)

- Setting Default Process UserID value as a UID rather than userid value caused the MFDS process to abend when using ESCWA to view enterprise server region data.

02604940 (515077)

- MF Directory Server would fail to start if `mfdscfg.xml` options file `bind_address` value was numeric rather than containing a valid hostname or IP address in standard format. Older versions of this file could contain either `127.0.0.1` represented as a 32-bit integer or `0` which represented listen on all available network adapters. MFDS now accepts either of these numeric address values.

02639711 (529085)

- When creating a Communications Process using the ESCWA API, any input hostname address value would always be set to `*`.

02670494 (547019)

- Fileshare server registrations in the MF Directory Server were not being preserved after the Directory Server was restarted and the **Save** legacy Micro Focus Servers option was checked.

02597483 (504062)

- In ESCWA, MFDS did not correctly support a shared memory (smem) listener configuration.

(677003)

- When starting enterprise server regions with ISC listeners, transient internal CCI servers with an MFNAME: prefix can appear in the MFDS or ESCWA user interface server list. To display these server types you must check the **Show System Server Types** option.

(484006)

- Fix issue with security configuration rollback if there was an issue verifying proposed configuration for MF Directory Server using ESCWA.

(665224)

- For Windows x64-only products, the Micro Focus Directory Server was not determining the correct directory for Visual COBOL binaries.

(657093)

- XRM openstring values were not saved to the configured vault when importing from a repository into the MF Directory Server.

(683175)

- In some circumstances, when importing legacy MF Directory Server configuration data the External Security Manager (ESM) password was not migrated to the Micro Focus Vault Facility correctly.

02574313 (525025)

- The `mfActualEndpoint` addresses for enterprise server listeners were not being updated or written to when using an XML file repository.

(495017)

## Micro Focus License Administration

[Back to the list](#)

- An issue causing the CES daemon to crash has been resolved.

02816509 (617028)

## Run-Time System

[Back to the list](#)

- Some native COBOL programs invoked via the `cobrun` trigger could display their command line parameters incorrectly.

02695958 (607020)

- Previously, the window position of COBOL programs executed with `runw/runmw` would not get restored correctly.

02560848 (453001)

- The `RANDOM` intrinsic function, when called from native COBOL programs, could sometimes return negative values when using large seed values.

02687376 (615064)

- Previously, accessing files on SMB Azure file shares could result in a `COBRT181` error unless the `remote_64bit_access` tunable was set.

02745899 (633033)

- Previously, the `setupenv.bat` script used the built-in `RANDOM` environment variable to generate unique temporary filenames. This has now been changed to use a PowerShell command to generate a UUID, and then uses that in the generated temporary filenames instead.

02787305 (647052)

- Display issues when mixing COBOL ADIS displays with displays of a different type have been resolved.

02581162 (477021)

- Display issues, when mixing COBOL ADIS displays with displays of a different type, have been resolved.

02581162 (520022)

- Tab characters have been removed from one of the supplied copybooks: `cbltypes.cpy`.

02783984 (643089)

- Previously, running a COBOL program would erroneously fail with the `COBRT253 Cannot load file - unsupported format (Fatal)` error if `COBPATH` was explicitly set to not include the directory where the program was located. This has now been changed to return the `COBRT173 Called program file not found in drive/directory` error.

(588003)

- Previously, the Run-time System would always create an alias for a subprogram when the entry point name cannot be found in the subprogram, in order to emulate the alias function of an IBM mainframe linkage editor, which redirects the system to execute a program accessed via an alias name. There is now a new tunable, `entry_point_mapper_disable_auto_aliasing`, which if set, disables such automatic alias creation.

02675028 (559032)

- The tutorial instructions for COBOL calling Java static method (COBOL/Java Interoperability project) have been updated to specify the setting of the `COBSW` environment variable; this variable is required to address a display issue with the program output.

(567033)

- A new tunable - `entry_point_mapper_invalid_path_error` - which is off by default, has been added to control whether the COBOL Run-Time System should report an error if the `ENTRYNAMEMAP` environment variable refers to invalid/non-existent filename and directory paths.

(589018)

- Previously, enabling CTF tracing in .NET applications on Windows that used the native file handler (or SQL) could result in a `COBRTS164` error. This had now been fixed.

02704607 (615004)

## SQL: COBSQL

[Back to the list](#)

- COBSQL now correctly handles host variable arrays that require `COMP/COMP5` conversion.

- 02668849 (543111)
- COBSQL has been updated to correctly handle an END-PERFORM problem caused by the new swap byte logic.
- 02668849 (562025)
- COBSQL has been updated to support sign conversion of CHARSET ASCII + SIGN EBCDIC.
- 02683191 (573002)
- COBSQL has been modified such that it no longer inserts group information in the EBCDIC conversion statement when the group variable is a FILLER.
- 02555993 (442071)
- COBSQL was updated to correctly handle EBCDIC conversion of EXEC SQL OPEN USING statements.
- 02804887 (651165)
- COBSQL has been updated to handle EBCDIC conversion of numerical values contained within redefined group variables.
- 02584237 (481010)
- COBSQL has been updated to fix compilation issues related to ALPHA-LIT-CONT directive support.
- 02594669 (489083)
- To correct a compile problem caused by redefined variables, COBSQL has been updated to closely track group variable information while determining which variables to convert.
- 02570841 (464033)
- COBSQL now properly handles the EBCDIC conversion of FETCH FIRST/NEXT statements.
- (649057)
- COBSQL has been updated to fix a swap-byte conversion issue that occurred because an SQLCODE=100 was returned after a multi-row FETCH.
- 02702058 (596010)
- COBSQL has been modified in this release to handle EBCDIC conversion of FETCH ROWSET statements.
- 02687410 (637117)
- COBSQL has been updated to properly terminate EXEC SQL statements that are replaced by dummy lines during SYBASE precompilation.
- 02722549 (625013)
- COBSQL now correctly handles EBCDIC conversion of EXEC SQL statements that contain group items as host variables.
- 02791368 (649037)
- COBSQL now recognizes the NOAMODE directive and handles it correctly at run time.
- 02592714 (516075)
- COBSQL now correctly handles source lines that contain a comma in column 8 immediately followed by a COMP host variable.
- 02675814 (547024)
- COBSQL was updated to support ENTRY statements broken into multiple lines.
- 02426309 (374014)
- COBSQL was updated to use heap instead of an array to handle redefined variables.
- 02666211 (71231)
- COBSQL has been modified to handle periods in column 72 when the next line is empty.
- 02485117 (414080)

- COBSQL was updated to handle inline comments after END-EXEC token.  
02624353 (520008)
- COBSQL now generates run-time logic correctly for signed numeric data items.  
02811569 (658027)
- COBSQL now correctly handles signed numeric data items in a group.  
02811569 (656026)

## **SQL: SQL for DB2 LUW**

[Back to the list](#)

- DB2ECM now correctly performs EBCDIC and ASCII conversions on large character data items.  
02819706 (658145)
- A problem with .NET 6 processing that erroneously truncated CHAR and VARCHAR values returned from SELECT statements has been fixed.  
02790279 (653118)
- The DB2 STOPROC compiler directive option now functions properly, allowing DB2 COBOL Stored Procedures to be compiled in EBCDIC.  
02807819 (653200)
- A problem that caused SQLCA corruption during EBCDIC conversion has been fixed.  
02750476 (635058)
- A problem that occurred when compiling a program using the DB2 ECM caused a -1309 SQLCODE compiler error instead of a connection pop-up dialog.  
02354465 (503026)
- A problem using an mfadaemon resource for connection credentials compiling a program using the DB2 ECM has been fixed.  
02354465 (643020)
- DB2ECM now compiles without problem when the HOSTVAR directive is used.  
02686034 (564020)
- The DB2 ECM produced a connection dialog box instead of automatically connecting when the mfadaemon was not started and mfaclient.ini contained valid database connection credentials. This has been resolved.  
02354465 (644030)

## **SQL: Mainframe Batch Database Tools**

[Back to the list](#)

- A problem that prevented SQLUTB from generating a correct COND CODE when one job step contained multiple commands has been fixed.  
02626837 (519044)
- A problem with reading wrongly cataloged datasets with incorrect LRECL has been fixed.  
02565909 (489096)
- SQLUTB has been updated to support constant field specifications.  
02596145 (499004)
- A problem that sometimes occurred when using the SYSPUNCH generated by SQTUL for SQLUTB LOAD has been fixed.  
(504040)

- A problem loading and unloading Zoned DECIMAL data using SQLUTB has been fixed. The NULLIF defined on column (name) is supported in this release for SQLUTB LOAD.  
02348281 (319036)
- MINVALUE and MAXVALUE in the partition definition of a table in DB2 LUW are now supported.  
02552457 (442029)
- A problem that occurred when converting between IEE754 format and IBM370 format for float data types on Linux has been corrected so that MBDT LOAD and UNLOAD work correctly for FLOAT data types.  
02848184 (673083)
- A problem conforming the mainframe COND CODEs for SELECT \* and SELECT individual columns has been fixed.  
02608857 02564044 02766263 (504179)
- A problem that occurred when executing SQLTUL to unload data in any sequence of jobs with and without PARMS(SQL) has been fixed.  
02708425 (619015)
- A problem with using STATISTICS TABLE(ALL) INDEX(ALL) syntax in SQLUTB load has been fixed.  
02630363 (529003)
- A problem with SQTUL/DSNTIAUL that sometimes occurred when changing a dataset from SYSPUNCH to DUMMY has been fixed.  
02563262 (455025)
- The MBDTConfig message file is now shipped with Enterprise Server and COBOL Server.  
02861596 (683077)
- A problem with SQLUTB UNLOAD using SQL 2 operators in one logical expression in the WHEN clause has been fixed.  
02585747 (482004)
- When DB2 LUW detects an invalid datetime format with SQLCODE: -99999, SQLSTATE: 22008 - CLI0113E SQLSTATE 22007, error rows are now properly discarded. Processing continues and the COND CODE is set to 04.  
02565241 (458002)
- A problem with SQLTUL that caused an error when using UTF-8 encoding and unloading a CHAR() column containing PostgreSQL DBCS characters has been fixed.  
(515069)
- A problem that occurred when executing SQLUTB jobs against DB2 for z/OS has been fixed.  
02627157 (644114)

## SQL: OpenESQL

[Back to the list](#)

- The native SQL runtime sometimes hung when it encountered the EXEC SQL ROLLBACK TO SAVEPOINT command. This has been resolved.  
02565661 (469019)
- A problem that caused an unwarranted rollback when the last SQL statement issued was a commit or rollback, and the next SQL statement was a disconnect has been resolved.  
02731137 (628044)
- OpenESQL now handles EBCDIC application correctly when the AMODE(31) directive is used in a 64-bit environment.  
02541041 (454020)



- DSNREXX now handles multiple SQL Statements correctly and without corrupting memory.  
02599095 (504116)
- A problem that prevented the OpenESQL runtime from releasing all pinned .NET objects for MFSQLMESSAGETXT has been fixed.  
02690852 (612080)
- OpenESQL has been updated to support user IDs containing a dot.  
02637077 (525103)
- A problem with incorrectly cleaning up the ODBC environment sometimes caused OpenESQL to throw a memory access violation error. In this release, the ODBC environment is cleaned up such that this error no longer occurs.  
02742293 (630097)
- WITH RETURN cursors are now opened as KEYSET type instead of DYNAMIC type.  
02541903 (461001)
- A compiler error that was caused when using the SQL(GEN-SQLCA) directive without separately defining SQLSTATE in program code has been fixed.  
02743040 02794285 (629124)
- The ODBC ECM error code 12 was sometimes returned during a compile with SQL directives when processing an interface.  
02543269 (425092)
- A problem that sometimes caused the OpenESQL runtime to leak memory when handling threads has been fixed.  
02646010 (531005)
- The THREAD=ISOLATE SQL compiler directive option now works correctly when a native connection is used by a managed program running in the same thread.  
02670859 (625018)
- The Oracle RM switch module now supports Oracle Client version 21c.  
02850631 (673121)

## SQL Option for DB2

[Back to the list](#)

- An issue with the XDB ODBC Driver failing to get output arguments returned from a stored procedure due to the setting of null indicators has been resolved.  
02420241 (377058)
- When using the Optimizer, an incorrect set of prequalified row IDs resulted due to an incorrect data type from the expression evaluation code. This has been corrected.  
02080612 (185011)
- To correct a problem with XDB engines caused by the mandatory inclusion of the correlation clause on a nested table expression has been fixed such that the correlation clause is no longer mandatory.  
02741300 (627096)
- Timestamps can now be added and subtracted by microseconds.  
02353324 (350013)

## SQL: HCO for SQL Server

[Back to the list](#)

- Entcobol dialect processing has been updated to identify the first character of a VARGRAPHIC column as big endian.

02640903 (531069)

- A problem with the HCOSS tree mode UI that caused all child tables to be excluded from HCOSS Define Lists entries has been fixed.

02544930 (635026)

- A problem that prevented the DBMAN, TARGETDB, BEHAVIOR, and DIALECT SQL directives from being reset by the compiler before recompiling a new source file has been fixed.

02552997 (451040)

- The mf\_char2 function has been fixed to return the microseconds with leading zeros.

02588814 (487072)

- An HCOSS program with the SQL DB2 statement `EXEC SQL SET :HV = CURRENT SQLID END-EXEC` now uses the value specified in the HCOSS **Customize SQL Name Mappings** for the current SQLID.

02606922 (542058)

- The mf\_char\_dt function can now return NULL when date/first parameter is NULL.

02588830 (504154)

## XML Support

[Back to the list](#)

- XML PARSE has been updated to properly handle XML instance documents with a large number of content characters within tags.

02575649 (472007)

- The XMLPARSE feature is now available in the Enterprise Server for Stored Procedures product.

02822761 (663037)

- XML READ now performs much faster when a big OCCURS value is used in the XML data-item.

02630023 (525082)

# Other Issues Resolved in This Release

The numbers listed are the Support Incident Numbers followed by the Issue number (in parentheses).

- 02556886 (468003)
- (662117)
- 02537488 (453046)
- 02624110 (520012)
- 02723517 (618034)
- 00363234 (28048)
- 00477923 (61180)
- 02822038 (508052)
- 02394824 02778550 (351052)
- 00373450 02406104 (11527)
- (61096)
- (442036)
- 02823160 (675050)
- 02725405 (628033)
- 02780781 (647035)
- 02743825 (629142)
- 02686079 02733133 (629006)
- 02600111 (597005)
- 02583111 (485001)
- 02783874 (648018)
- 02646617 (540015)
- (513014)
- (568005)
- 02677554 (560014)
- 02730120 (628029)
- (649040)

# Unsupported or Deprecated Functionality

This section includes information about features or functionality that are not supported.

- The SafeNet Sentinel licensing system has been deprecated. This product uses the Micro Focus AutoPass licensing technology. Contact your account manager to replace your existing SafeNet Sentinel with AutoPass licenses. Also, see *Advanced Installation Tasks > Licensing Coexistence when Upgrading to Release 10.0* in the *Installation* section in your product Help.
- The HOSTSIGNS Compiler directive is no longer supported. Micro Focus recommends that you use the following Compiler directives instead: SIGN-FIXUP, HOST-NUMMOVE, and HOST-NUMCOMPARE. This is a change since version 3.0 of this product.

# Additional Software Requirements

To ensure full functionality for some Enterprise Test Server features, you might be required to obtain and install additional third-party software.

[Click here](#) to see this information on the Product Documentation pages on OpenText Support for Micro Focus Products, in the product Help for Enterprise Test Server.

# Installation

## Before Installing

### Downloading the Product


1. Use the download links in the *Software Downloads* section of the [Micro Focus Software Licenses and Downloads](#) Web site.

### System Requirements

#### Hardware Requirements

The disk space requirements are approximately:

<b>Enterprise Test Server</b>
1 GB

 **Note:** This includes the space needed to cache information locally so that you can modify the installation without the original source media.


#### Operating Systems Supported

For a list of supported operating systems, see *Supported Operating Systems and Third-party Software* in your product documentation.

 **Note:**

- This product can be installed on earlier versions of Windows but it has not been tested on them.

#### Software Requirements

 **Note:**

- The setup file will check your machine for whether the prerequisite software is installed and will install any missing prerequisites and the product components. It will also install the Micro Focus Database Engine.
- This product includes OpenSSL version 3.0.8.

Before installing this product, you must have the following software installed on your computer:

- The Microsoft .NET Framework - the setup file installs the .NET Framework 4.5.2 . You might need to install the following version of the .NET framework manually, if it is targeted by your applications:
  - Microsoft .NET Framework 2 - if your applications use the ILCLR(2) Compiler Directive or if they target the .NET Framework versions 2, 3 or 3.5. You might need to download these installers depending on the .NET Framework you are targeting.

To download the Microsoft .NET Framework 2 [click here](#).

Microsoft .NET Framework 2 or later is also required for the Micro Focus License Management System if you install this on a separate machine as a license server.

- Microsoft's Web Platform Installer 2.0 if your application targets ASP.NET 4. This installs and sets up ASP.NET. To download the installer [click here](#).

### License Manager requirements

- For local servers, you do not need to install the Micro Focus License Administration tool separately, as the setup file installs a new Enterprise Developer client and a new licensing server on the same machine.
- If you have any network license servers, you must update them before you update the client machines.
- If you are upgrading from Enterprise Developer release 2.2 or earlier, uninstall the license manager before installing the product.

You can download the new version of the license server software by following these steps:

1. Log into the Software Licenses and Downloads (SLD) site at <https://sld.microfocus.com/mysoftware/download/downloadCenter>.
2. Select your account and click **Downloads**.
3. Select a product and a product version from your orders.
4. In the list of software downloads, locate the **License Manager**.
5. Click **Download** to download an archive with the installers.
6. Run the installer suitable for your Operating System to install License Manager on your machine.

## Installation Restrictions and Requirements

Before starting the installation, you should consider the following:

- You need to be logged in with a user-ID that has write access to the registry structure under HKEY\_LOCAL\_MACHINE, HKEY\_CLASSES\_ROOT, and HKEY\_CURRENT\_USER so the installation software can set the environment appropriately. You also need to be logged on with Administrator privileges.
- Before installing this product, make sure that any existing Micro Focus Directory Server (MFDS) or CCITCP2 Windows service (on Windows) from an existing product is stopped and uninstalled. On Windows, do this as follows:

1. Stop the MFDS and CCITCP2, using either the Windows Service Management Console GUI (services.msc) or from a command line prompt by typing:

```
net stop mf_ccitcp2
```

Only one instance of the MFDS or CCITCP2 service can run on a Windows machine.

2. Uninstall the MFDS or CCITCP2 service.

For MFDS, from a command line prompt enter: `mfds -u`

For CCITCP2: `ccitcp2 -u`

To run an earlier version of MFDS as a service after you have installed a later version:

1. Stop and uninstall the MFDS service, as described above.
2. Reinstall the earlier version, as follows:
  - a. Open an Enterprise Test Server command prompt.
  - b. Install the service. Enter the following command: `mfds -i`
  - c. Start the service. Enter the following command: `net start mf_ccitcp2`



**Note:** The two versions use different paths for environment and registry values, so the list of configured enterprise servers might be different depending on which version has been started, since, by default, different MFDS data repositories are used.

MFDS 5.1 and later are able to import or use Enterprise Server configuration data generated by earlier versions of MFDS, but 5.0 or earlier versions of MFDS might not be able to read data generated by later versions.

It is possible to run MFDS from a command prompt ("mfds") rather than as a service, but by default the "mfcobol" port is used (86) and this can only be used by one process at a time

## Product Co-Existence


- Enterprise Developer and Enterprise Test Server (or Enterprise Test Server) cannot coexist on the same machine.
- Enterprise Test Server and Enterprise Test Server cannot coexist on the same machine.

## Basic Installation

The instructions in this section apply when you are performing a basic installation of this product for the first time. If you are an administrator, you can perform a basic installation on a local machine before performing a more advanced installation when rolling out the product to developers within your organization.

For considerations when installing this product as an upgrade, for additional installation options or non-default installations and for installing the mainframe components, see *Advanced Installation Tasks* in your product Help.

## Installing

 **Note:** If there is an earlier version of Enterprise Test Server installed on your machine, check *Installing as an Upgrade* first.

These are the steps to install this product:

1. Run the `ets_100.exe` file and follow the wizard instructions to install the prerequisite software and the product.

The setup file will also install any missing prerequisite software as listed in *Software Requirements*.

 **Note:**

- If you are installing onto a machine that has an existing Micro Focus product that uses an older Sentinel RMS License Manager, you might be prompted to remove it and install the Micro Focus License Administration. By doing this you maintain the existing Sentinel RMS license files while adding the Micro Focus License Administration. If you are unsure about existing licenses on your computer or removing the Sentinel RMS License Manager, consult your System Administrator. If you want to proceed, remove Sentinel RMS License Manager by using **Program and Features**, and rerun the installation file.
- Trial licenses cannot be used with remote desktop services. If you want to use your product in this way, please contact OpenText Support for Micro Focus Products to obtain a relevant license.
- We recommend that you install any updates for the .NET Framework that are available at the [Microsoft Download](#) site.
- If you install JDK you might be prompted to install the latest update. The latest update is not required for use with Enterprise Test Server but you can install it if you wish.

## Advanced Installation Tasks

This section includes instructions about how to perform a non-default installation, install this product as an upgrade, or about how to install any additional components.



The advanced installation tasks include:

- *Installing as an Upgrade*
- *Command line installation options*

To see this information on the Product Documentation pages on Micro Focus OpenText Support for Micro Focus Products, [click here](#).

## Installing as an Upgrade

Before installing, check *Installation Restrictions and Requirements*.

- This release cannot be installed as an upgrade to an earlier release of Enterprise Test Server. You must uninstall the previous version before you install this release.

## Licensing Coexistence when Upgrading to Release 10.0

With release 10.0 of the Enterprise Developer product suite, the SafeNet Sentinel licensing technology has been deprecated. This can result in some compatibility issues if you install 10.0 on a machine where there are other Micro Focus products or versions installed that use SafeNet Sentinel licensing. While the 10.0 installation process has been designed to address such issues, you should be aware of the following scenarios and if any action might be required to ensure licensing works as expected:

### Scenarios

#### Your installed products use SafeNet Sentinel Licenses (Windows and UNIX)



**Warning:** Installing 10.0 deprecates SafeNet Sentinel licensing on the machine.

If you use SafeNet Sentinel licenses for any other Micro Focus products, such as Enterprise Analyser or Relativity, you need to contact your account manager to obtain AutoPass licenses for these products. See the *Troubleshooting* section further in this topic, *Action 7* for how to obtain a list of your installed licenses.

#### Your older products use AutoPass licenses (Windows and UNIX)

Existing AutoPass licenses are compatible with the 10.0 products.

#### Upgrading to 10.0 (UNIX)

After installing 10.0 on a machine with a previous version of licensing installed, the lserv daemon is retained (and might be running) but is not required. See *Troubleshooting > Action 2* for details.

#### Downgrading from 10.0 (Windows and UNIX)

In order to revert to a previous version of the product (for example, if 10.0 is installed but no longer required), the 10.0 product and licensing must be uninstalled. See *Troubleshooting > Action 1* for details.

#### Installing a product or Patch Update of an older product release (UNIX)

Use the "skip license installation" command line arguments.

- See *Troubleshooting > Action 3* for details.
- Else, see *Troubleshooting > Action 4* to reset mfcسد.
- SystemD may be overwritten - see *Troubleshooting > Action 6*.

#### Installing a product or Patch Update of an older product release (AIX only)

If after 10.0 is installed a customer installs a Patch Update for an older release, the lserv entry is moved back to `/etc/inittab`.

- See *Troubleshooting > Action 3* about how to avoid this.
- To correct the `/etc/inittab` entry, see *Troubleshooting > Action 5*.

- Alternatively, re-run the 10.0 license install. See *Troubleshooting > Action 6*.

## Troubleshooting

**Action 1** To reset licensing from the 10.0 installation to an older product configuration, you need to perform the following:

**Windows** Uninstall the product and the License Manager from "Uninstall a Program" in the Windows Control Panel.

**UNIX** Execute the following commands:

```
sudo $COBDIR/bin/Uninstall_[Product Name]_10.0.sh.
sudo /opt/microfocus/licensing/bin/
UnInstallMFLicenseServer.sh
```

**Action 2** (UNIX) To disable the lserv daemon on a machine, execute the following commands:

```
cd /var/microfocuslicensing/bin
sudo ./stopmfcesd.sh
sudo systemctl stop MFSafeNet
sudo systemctl disable MFSafeNet
```

**Action 3** When installing an older release or Patch Update, use `-skipsafenet -skipautopass` to the install command. This will skip the licensing installation for that release.

**Action 4** To restart mfcesd from the correct location, execute the following commands:

```
cd /var/microfocuslicensing/bin
sudo ./stopmfcesd.sh
cd /opt/microfocus/licensing/bin
sudo ./startmfcesd.sh
```

**Action 5** To reset the inittab on AIX 7.3/7.4:

1. Edit the `/etc/inittab` file.
2. Delete the line:

```
mFls:2345:wait:sh /var/microfocuslicensing/bin/startlserv.sh 2>&1
```

**Action 6** To reinstall the 10.0 licensing and reset any issues from installing a previous version, execute the following:

```
cd [10.0-COBDIR-location]/licensing
sudo MFLicenseServerInstall.sh force
```

**Action 7** In order to get a list of the installed licenses:

**Windows**

1. From a COBOL command environment, execute `mfsupportinfo`.
2. View the **Micro Focus Licensing** section.

**UNIX**

1. In a terminal, run `cobsetenv` to set the product environment.
2. Run `mfsupport`.
3. See `mfpoll.txt` for the licenses details.

# Enterprise Test Server Installation Options

To install Enterprise Test Server you run the `<Enterprise_Server_exe>` file (`ets_100.exe`) which contains a number of product `.msi` files (Windows Installer packages). When run, the executable performs some initial system checks then sequentially installs the `.msi` files.

The Enterprise Test Server executable can take a number of parameters, enabling you to specify a number of different types of installation:

- Standard Installation

**Format:**

```
<Enterprise_Server_exe>
```

**Summary:**

Full installation including License Manager and Enterprise Test Server. During installation you can specify options including the location to which the components are installed.

- Non-interactive Installation

**Format:**

```
<Enterprise_Server_exe> /passive
```

**Summary:**

Full installation, but the components are installed non-interactively using default options and directories.

- Silent Installation

**Format:**

```
start /wait <Enterprise_Server_exe> /q
```

**Summary:**

Full installation, but the components are installed non-interactively with no user interface, using default options and directories.

- Modified Silent Installation

**Format:**

```
start /wait <Enterprise_Server_exe> /q InstallFolder=d:\cobolrts
```

**Summary:**

Full installation, but the components are installed non-interactively with no user interface, and Enterprise Test Server is installed to `d:\cobolrts`.

To see what parameters you can use, execute the following from the command line:

```
<Enterprise_Server_exe> /?.
```



**Note:**

- Log files that are created during installation are saved in the folder specified by the TEMP environment variable. To change the location or name of the files, use the `/log` parameter on your setup command line and specify the path and file name, for example: `filename /log d:\temp\log.txt`. This creates a log file, named `log.txt`, in the `d:\temp` directory.

## After Installing

- See *Changes in Behavior or Usage* in your product documentation and in the Release Notes for important information about changes in this release that might affect existing applications.
- Check the *Product Documentation* section of the [OpenText Support and Services Documentation Web site for Micro Focus products](#) for any documentation updates.

# Enterprise Server Security Considerations

Starting with this release, the Enterprise Server security functionality provided by the VSAM External Security Manager (VSAM ESM) module is enabled by default out of the box. This means you now need to supply valid credentials when you interact with:

- Enterprise Server Common Web Administration (ESCWA)
- The Micro Focus Directory Server (MFDS)
- enterprise server regions via:
  - ESCWA
  - Certain command-line utilities (such as casstart)
  - TN3270 emulator access
  - The Server Explorer window in the new Data Tools available in 10.0
  - IMTK deployment

For more information about the default VSAM Security Manager, see *VSAM ESM Module* in your product Help.

## Upgrading an Existing Security Configuration

If security is already configured for a domain (Data Tools, MFDS, or the default Enterprise Server security), the installation process does not change this configuration. If data already exists in either the old or new VSAM ESM default data directory, it will not be altered. However, Micro Focus recommends backing up the following before reinstalling or updating the product - the Data Tools and MFDS configuration files (`commonwebadmin.json` and `mfdscfg.xml`), the MFDS repository data, and the VSAM ESM Module security data. By default, the MFDS repository data and the VSAM ESM Module data are located under `%ProgramData%\Micro Focus` (Windows) or `$COBDIR/etc` (UNIX).

## Default Generated Password for SYSAD

The installation generates a random password for the system administrator account, SYSAD. To retrieve this password, execute the following from an Enterprise Developer command prompt or Enterprise Server command prompt (Windows) or from a terminal that has the COBOL environment set (UNIX):

```
mfsecretsadmin read microfocus/temp/admin
```

The password value stored in this vault location is not used by the default Security Manager (VSAM ESM) to validate input credentials. Its purpose is to enable users to initially discover their randomly generated password. Additionally, Server Explorer uses this location to pre-populate the **Micro Focus Servers** connection and the credentials dialog box at region start-up. Once entered, you can optionally save the credentials in IDE-specific storage. Micro Focus recommends that once the credentials are safely known or changed that you remove this value from the vault (using `mfsecretsadmin delete microfocus/temp/admin`).

## Change the Default Password for SYSAD

Micro Focus recommends that you promptly replace this password with one that conforms to your security policy. You can do this from the ESCWA logon page - click **Change Password**. Alternatively, you can use the `esfadmin SETPASSWORD` command and specifying the "vsam\_esm" module file.

## Authentication in the Browser-Based ESCWA

You need to provide credentials to access ESCWA. After the installation, the ESCWA logon page shows information on how to obtain the default admin (SYSAD) generated password. You can disable this message in the ESCWA Security Settings dialog ("Show Default Security Warning on Log On").

For local installations, the default Directory Server will automatically be authenticated with the ESCWA credentials. Otherwise, you might need to provide its own credentials. You may use the same credentials as the ones for ESCWA.

Note the default 5-minute (300 second) session time out setting for inactivity in ESCWA. If required, you can change this from the ESCWA Security Settings dialog ("Session Inactivity Timeout").

## Authentication Inside the Data Tools Utility

The Server Explorer window in Data Tools, requires credentials for the **Micro Focus Servers** node to connect to the default local ESCWA and the MFDS. Additionally, you need to provide credentials to start any regions. By default, the credentials will be pre-populated in the dialog using the values stored in the `microfocus/temp/admin` vault location. These credentials can optionally be stored by the IDE so they do not need to be manually input again.



**Note:** If you delete the SYSAD user or change the password generated for it by the installer in the default VSAM Security Manager, you need to provide new sufficiently authorized credentials for the Server Explorer connection.

## Authentication for HACloud

HACloud will initially use the default generated "readonly" credentials specified in the `microfocus/common/readonly` vault location. If ESCWA and/or the Micro Focus Directory Server are subsequently configured with non-default credentials, you need to manually configure HACloud to use these. See *Authenticating HACloud for Work with ESCWA and MFDS* in your product Help.

## Fileshare

If you want to view or delete Fileshare instances in ESCWA, you now need to log on using authorized credentials (such as the default SYSAD user).

## Command-Line Utilities

There are multiple command line utilities that control and access enterprise server region. These use Enterprise Server credentials specified as parameters - for example, `casstart /z`.

See *Administration and Configuration Commands* in your product Help for individual commands to determine how to specify authorized credentials.

## Samples and Tutorials

There are a variety of samples and tutorials supplied with the product. Many of these assume that security is not enabled, so to work through these unaltered default security will first need to be disabled. See *To Disable the Default Enterprise Server Security Configuration* in your product Help. If security is not disabled, you will need to it take into account when you:

- Use ESCWA
- Start a region
- Run a cas command line utility
- Run a transaction using TN3270. You need to sign in via CESN.
- Submit a JCL job

## Micro Focus Common Client

The `mf-client.dat` file which is used by the Micro Focus Common Client (MFCC), is configured out-of-the box to use the default generated "readonly" credentials from the `microfocus/common/readonly` vault location. This means that access to the Micro Focus Directory Server using the default security configuration works automatically for read-only access.

MFCC is used by COBOL web service proxy programs, the Interface Mapping Toolkit service-deployment mechanism, Fileshare clients (when configured appropriately), various utilities such as cassub (depending on the operating mode), the CICS Web Interface and CICS Web Services, and product components such as MFCS and ESCWA. See *Micro Focus Common Client* in your product Help.

## Repairing

If any product files, registry settings or shortcuts are accidentally removed at any point, you can perform a repair on the installation to replace them.



**Important:** Before performing a repair of the installation, Micro Focus recommends that you create backups of any configuration files of the product that you might have changed.

To repair your installation:

1. From the **Control Panel**, click **Uninstall a program** under **Programs**.
2. Right-click your Micro Focus product, and select **Repair**.

## Uninstalling

To uninstall the product, you cannot simply delete its files from your hard disk. To uninstall the product:

1. Log in with the same user-ID as you used when you installed the product.
2. Click **Uninstall a program** under **Programs** in **Control Panel**.
3. Select the product and click **Remove** or **Uninstall** as appropriate.

During the uninstall process, only those files added during the installation (to the installation and Samples directories) are removed.

If the product directory has not been removed, delete any unwanted files and subdirectories within it using Windows Explorer.



**Important:** The installer creates separate installations for Enterprise Test Server, Enterprise Server for .NET, and Micro Focus License Administration. Uninstalling only Enterprise Test Server does not automatically uninstall the Micro Focus License Administration or any of the prerequisite software.

To completely remove the product you must uninstall the Micro Focus License Administration as well.

You can optionally remove the prerequisite software. For instructions, check the documentation of the respective software vendor.

To silently uninstall the product, you need the setup file and you need to execute the following at the command line:

```
start /wait install-file.exe /quiet /uninstall
```

# Licensing Information



## Note:

- The SafeNet Sentinel licensing system has been deprecated. This product uses the Micro Focus AutoPass licensing technology. Contact your account manager to replace your existing SafeNet Sentinel with AutoPass licenses. Also, see *Advanced Installation Tasks > Licensing Coexistence when Upgrading to Release 10.0* in the *Installation* section in your product Help.
- If you have purchased AutoPass licenses for a previous release of this product, those licenses will also enable you to use this release.
- Be aware that the person who purchased this product has had to sign a license which states that you may use this product for testing only, and not for development work. If you are uncertain as to whether you will need to do development work, we recommend you speak to the person who purchased the product to see if you need a different license.
- If you are unsure of what your license entitlement is or if you wish to purchase additional licenses, contact your sales representative or [OpenText Support for Micro Focus Products](#).

## To start Micro Focus License Administration

### To start the GUI Micro Focus License Administration

**Windows 10** From your Windows desktop, click **Start > Micro Focus License Manager > License Administration**.

**Windows 11** Click the **Start** button in the Task Bar. Use the search field in the Start menu to find and start **License Administration**.

### To start the command-line Micro Focus License Administration tool

1. At a command prompt, navigate to:

```
C:\Program Files (x86)\Micro Focus\Licensing
```

2. Type `cesadmintool.bat`, and press **Enter**.

### Configuring licensing for older products

If you use release 10.0 and previous releases on the same machine on UNIX, you need to set the environment variable `MFCES_INIT_LOCATION` to `/opt/microfocus/licensing/bin/ces.ini` in order for licensing to work for the older products. Also, see *Advanced Installation Tasks > Licensing Coexistence when Upgrading to Release 10.0* in the *Installation* section.

## Installing licenses

You need a license file (with an `.xml` extension for AutoPass licenses). You need to install AutoPass licenses into the existing Micro Focus License Administration tool, and not in the AutoPass License Server.

# Applying your license file

## To use the GUI Micro Focus License Administration

1. Start Micro Focus License Administration.
2. Click the **Install** tab.
3. Do one of the following:
  - Click **Browse** next to the **License file** field and select the license file (which has an extension of .xml).
  - Drag and drop the license file from Windows Explorer to the **License file** field.
4. Click **Install Licenses**.

## To use the command-line Micro Focus License Administration tool

1. Start the command-line Micro Focus License Administration tool.
2. Select the **Manual License Installation** option by entering 4.
3. Enter the name and location of the license file.

## To obtain more licenses

If you are unsure of what your license entitlement is or if you wish to purchase additional licenses for Enterprise Developer, contact your sales representative or OpenText Support for Micro Focus Products.



# Updates and OpenText Support for Micro Focus Products

Our Web site provides up-to-date information of contact numbers and addresses.

## Further Information and OpenText Support for Micro Focus Products

Additional technical information or advice is available from several sources.

The product support pages contain a considerable amount of additional information, such as:

- Product Updates on [Software Licenses and Downloads](#), where you can download fixes and documentation updates.
  1. Log into the Software Licenses and Downloads (SLD) site at <https://sld.microfocus.com/mysoftware/download/downloadCenter>.
  2. Select your account and click **Entitlements**.
  3. Search for the product by using any of the available search parameters.
  4. Click **Show all entitlements**.
  5. Click **Get Software** in the Action column for the product you want to download or update.

In the **File Type** column, you see entries for "Software" for any GA products, and "Patch" for any patch updates.
  6. Click **Download** on the relevant row.
- The *Examples and Utilities* section of the OpenText Support for Micro Focus Products Web site, including demos and additional product documentation. Go to <https://supportline.microfocus.com/examplesandutilities/index.aspx>.
- The *Support Resources* section of the OpenText Support for Micro Focus Products Web site, that includes troubleshooting guides and information about how to raise an incident. Go to <https://supportline.microfocus.com/supportresources.aspx>

To connect, enter <https://www.microfocus.com/en-us/home/> in your browser to go to the Micro Focus home page, then click **Support & Services > Support**. Type or select the product you require from the product selection dropdown, and then click **Support Portal**.



**Note:** Some information may be available only to customers who have maintenance agreements.

If you obtained this product directly from Micro Focus, contact us as described on the Micro Focus Web site for Micro Focus products, <https://www.microfocus.com/support-and-services/contact-support/>. If you obtained the product from another source, such as an authorized distributor, contact them for help first. If they are unable to help, contact us.

Also, visit:

- The Micro Focus Community Web site, where you can browse the Knowledge Base, read articles and blogs, find demonstration programs and examples, and discuss this product with other users and Micro Focus specialists. See <https://community.microfocus.com>.
- The Micro Focus YouTube channel for videos related to your Micro Focus product. See [OpenText YouTube Channel for Micro Focus Products](#).
- Micro Focus webinars: <https://www.microfocus.com/en-us/resource-center/webinar>.

## Information We Need

If your purpose in contacting Micro Focus is to raise a support issue with OpenText Support for Micro Focus Products, you should collect some basic information before you contact us, and be ready to share it when you do.

[Click here](#) to see the *Preparing to Raise a Support Case* topic on the Product Documentation pages on OpenText Support for Micro Focus Products.

## Creating Debug Files

If you encounter an error when compiling a program that requires you to contact OpenText Support for Micro Focus Products, your support representative might request that you provide additional debug files (as well as source and data files) to help us determine the cause of the problem. If so, they will advise you how to create them.

# Copyright and Disclaimer

© Copyright 2024 Micro Focus or one of its affiliates.

The only warranties for this product and any associated updates or services are those that may be described in express warranty statements accompanying the product or in an applicable license agreement you have entered into. Nothing in this document should be construed as creating any warranty for a product, updates, or services. The information contained in this document is subject to change without notice and is provided "AS IS" without any express or implied warranties or conditions. Micro Focus shall not be liable for any technical or other errors or omissions in this document. Please see the product's applicable end user license agreement for details regarding the license terms and conditions, warranties, and limitations of liability.

Any links to third-party Web sites take you outside Micro Focus Web sites, and Micro Focus has no control over and is not responsible for information on third-party sites.